



Application Note 410000029

See-through ID with Raman technology

Through-package identification with 1064 nm Raman

Raman spectroscopy is widely used for rapid, nondestructive identification in scientific, medical, and law enforcement settings. Traditionally, it is used to sample materials directly or through transparent/translucent barriers, which limits its practicality in the field. A new and unique

advancement—Raman identification through opaque packaging—overcomes this limitation. Through-package analysis permits easier, safer, and faster material identification and avoids contact with unknown substances for warehouse inspections, first responders, and customs agents.

INTRODUCTION

See-through Raman spectroscopy (ST) is a recently developed technology that expands the capability of Raman spectroscopy to measure samples through packaging materials. The technology is available on the Metrohm TacticID-1064ST (TID1064ST) handheld Raman system with 1064 nm laser excitation. This design enhances the relative intensity of the signal from deeper layers, increasing the effective sampling

depth and permitting measurement of materials inside visually opaque containers.

ST technology also incorporates a large sampling area. The larger sampling area has the additional advantages of preventing sample damage through reduced power density and improving measurement accuracy of heterogeneous materials.

ST AND COMMON CONTAINERS

Through-package identification of materials in white polyethylene (PE) bottles (a common packaging for solid chemicals) and other opaque packaging such as white and manila envelopes is demonstrated with 1064 nm Raman spectroscopy. The container contribution is removed with advanced identification algorithms, and the sample is correctly identified. Identification through colored plastic, multiple opaque layers, and thick glass can be made with TID1064ST. Identification of sodium benzoate inside a white PE bottle is given in **Figure 1**.

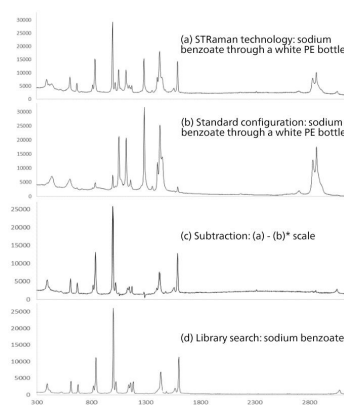


Figure 1. ST identification of sodium benzoate through a white polyethylene bottle: (a) ST scan, (b) standard Raman scan, (c) subtraction: (a) - (b)* scale, and (d) library sodium benzoate spectrum.

Coated tablets can also be identified. ST technology penetrates the coating layer and measures the Raman spectrum of the underlying tablet. This allows the instrument to effectively sample through colored and dark materials, enabling reliable analysis without being obscured by surface effects. **Figure 2** shows the Raman spectrum of a tablet with a very dark coating. Despite interference from the coating, signature peaks are still apparent.

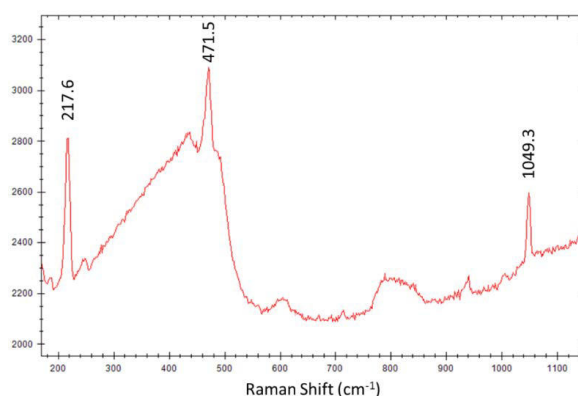


Figure 2. Example of a 1064ST spectrum of a tablet with very dark coating.

APPLICATIONS OF ST TECHNOLOGY

Many raw materials are packaged in single- or multi-layer kraft paper sacks, often with a plastic lining. Brown kraft paper exhibits strong fluorescence under 785 nm Raman excitation, which can hinder material

To demonstrate, we evaluated the ability of ST Raman at 1064 nm to identify several common excipients—varying in Raman scattering strength—through multi-layer paper bags used in pharmaceutical raw material packaging. As shown in **Table 1**, even trisodium phosphate, a notoriously low Raman scatterer, was correctly identified. A positive ID requires a hit quality index (HQI) above 85 that exceeds the second-best hit by at least 2 points. In contrast, trisodium phosphate could be identified only through white kraft paper using 785 nm excitation.

Figure 3 shows the spectrum of trisodium phosphate as measured through a two-ply bag of white and brown kraft paper, with a positive library search result. Although the spectrum is dominated by spectral features from the paper bag, TID1064ST is capable of reliably identifying trisodium phosphate.

identification. However, with ST and 1064 nm Raman technologies, accurate identification is possible even through such challenging packaging.

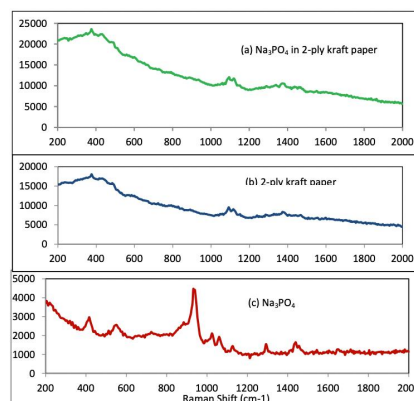


Figure 3. Identification of trisodium phosphate in bilayer bag of white and brown kraft paper layers: (a) ST technology, (b) standard Raman configuration, and (c) pure spectrum of trisodium phosphate.

Table 1. Positive identification of samples in kraft paper bags using 1064 nm ST technology.

Packaging material and # layers	Calcium carbonate (CaCO ₃)	Dextrin	Cyclodextrin	d-Maltose H ₂ O	Trisodium phosphate (Na ₃ PO ₄)
1 white kraft + 1 brown kraft	97.7	96.7	95.6	93.8	93.2
2 layers of brown kraft	97.6	92.2	91.6	90.9	88.7
2 layers of white paper	96.8	98.0 25	95.2	95.0	94.9
1 white kraft paper with blue bands + 1 brown kraft paper	95.1	92.8	91.4	91.35	89.0
1 white paper + 1 woven fiber	96.2	95.7	93.2	92.6	91.1
1 white kraft + 1 plastic film + 1 brown kraft	96.1	91.8	92.0	90.7	88.4
1 white kraft + 2 brown kraft	97.4	94.6	94.0	92.9	93.0

CONCLUSION

The ability to measure samples inside packages, eliminating the need for sample contact, is one of the major advantages of Raman spectroscopy. Metrohm's ST technology permits measurements through opaque materials: from white plastic bottles to fiber and kraft paper sacks, envelopes, and even skin. This supports easy adoption of this spectroscopic tool in

many working environments, from the laboratory to the field. The combination of ST technology and 1064 nm laser excitation addresses even dark and highly colored packaging materials. This makes Raman suitable for many new potential users, for whom it has not previously been a viable tool.

CONTACT

Metrohm Česká republika
s.r.o.
Na Harfě 935/5c
190 00 Praha

office@metrohm.cz

CONFIGURATION



TacticID-1064 ST Basic

The TacticID®-1064 ST is a 1064 nm handheld Raman analyzer for rapid field identification of explosives, narcotics, and other suspicious materials. The see-through capability of the TacticID-1064 ST can nondestructively analyze samples through opaque and transparent packaging, with sample threat level displayed prominently for first responders, safety personnel, law enforcement, bomb squads, customs and border protection, and hazmat teams to act quickly with minimal sample contact.

The TacticID-1064 ST utilizes proven Raman spectroscopy, in combination with patented STRaman® technology, allowing users to get real-time actionable identification of unknown chemicals, narcotics, pharmaceutical drugs, explosives and many other substances even through opaque barriers, significantly reducing operational uncertainty and response time.

The TacticID-1064 ST with 1064 nm laser excitation and ST adapter for see-through applications scans a large sample area, producing a fluorescence-free spectrum, allowing users to identify tough street samples, inhomogeneous mixtures and materials directly through packaging.

This IP68-rated system features a high brightness display with touchscreen and/or hardware button interface for ease of use even through protective gear.

Metrohm TacticID-1064ST Basic package includes the See-Through Attachment, General Attachment, Polystyrene Attachment, Rugged Carry Case, cables, power supply, and laser safety goggles.



TacticID-1064 ST Advanced

The TacticID®-1064 ST is a 1064 nm handheld Raman analyzer for rapid field identification of explosives, narcotics, and other suspicious materials. The see-through capability of the TacticID-1064 ST can nondestructively analyze samples through opaque and transparent packaging, with sample threat level displayed prominently for first responders, safety personnel, law enforcement, bomb squads, customs and border protection, and hazmat teams to act quickly with minimal sample contact.

The TacticID-1064 ST utilizes proven Raman spectroscopy, in combination with patented STRaman® technology, allowing users to get real-time actionable identification of unknown chemicals, narcotics, pharmaceutical drugs, explosives and many other substances even through opaque barriers, significantly reducing operational uncertainty and response time.

The TacticID-1064 ST with 1064 nm laser excitation and the ST Attachment for see-through applications scans a large sample area, producing a fluorescence-free spectrum, allowing users to identify tough street samples, inhomogeneous mixtures and materials directly through packaging.

This IP68-rated system features a high brightness display with touchscreen and/or hardware button interface for ease of use even through protective gear.

Metrohm TacticID-1064ST Advanced package includes the See-Through Attachment, General Attachment, SWD Attachment, Vial Holder, LWD Attachment, Right Angle Attachment, Polystyrene Attachment, Immersion Probe, Rugged Carry Case, cables, power supply, and laser safety goggles.