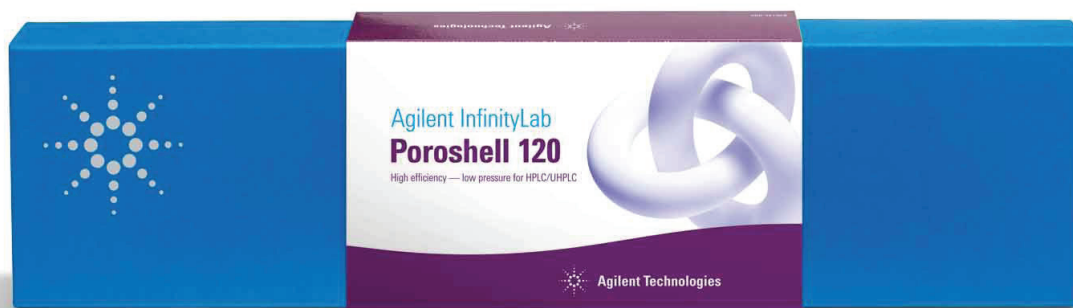


Put InfinityLab Poroshell 120 Chiral innovation to work for your challenging separations

Application Compendium



Perform fast, high-efficiency chiral separations like never before

Now you don't have to compromise on your chiral separations. InfinityLab Poroshell 120 Chiral columns are the first columns to combine superficially porous particles with innovative chiral stationary phases to deliver:

- Higher performance and speed, compared to totally porous chiral stationary phases
- Ruggedness and reliability with proven Agilent InfinityLab Poroshell 120 particle technology
- Sizes to suit any application: 2.1 and 4.6 mm ID configurations in 50, 100 and 150 mm lengths
- Fast run times, superior peak shape, and high resolution
- Increased throughput and lab productivity with more efficient chiral separations

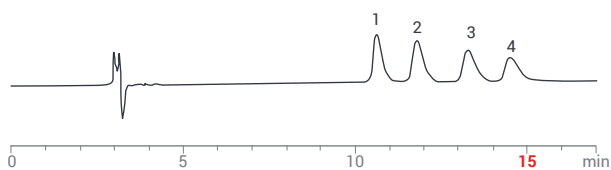


Perform chiral separations in less than 5 minutes using your existing LC systems

Superficially porous particles provide higher efficiency and sharper peak shapes. Throughput is dramatically improved with shorter runtimes, compared to fully porous particle columns.

Traditional Chiral Separation— totally porous particle

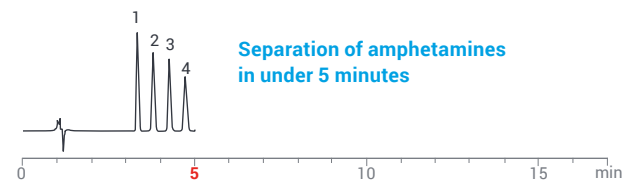
Chirobiotic V2 (250 x 4.6 mm, 5 µm)



1. D-(+)-Amphetamine, 2. L-(-)-Amphetamine, 3. D-(+)-Methamphetamine
4. L-(-)-Methamphetamine 100/0.1/0.02 MeOH/HOAc/NH₄OH with a
1.0 mL/min flow rate at room temperature and UV at 220 nm

Agilent InfinityLab Poroshell 120 Chiral Separation— superficially porous particle

InfinityLab Poroshell 120 Chiral-V (100 x 4.6 mm, 2.7 µm)



1. D-(+)-Amphetamine, 2. L-(-)-Amphetamine, 3. D-(+)-Methamphetamine
4. L-(-)-Methamphetamine 100/0.1/0.02 MeOH/HOAc/NH₄OH with a
1.0 mL/min flow rate at room temperature and UV at 220 nm

Column selection guidelines

Separate nearly any chiral compound:

Four chemistries across four different LC modes offer a wide range of selectivities

Column Chemistry	Chiral Selector (bonded chemistry)	Typical LC Mode	Typical Applications
InfinityLab Poroshell 120 Chiral-CF	Derivatized cyclofructan (CF6)	Polar Organic (PO)	Primary amines
		Normal Phase (NP)	Primary amines
InfinityLab Poroshell 120 Chiral-CD	Hydroxypropylated- β -cyclodextrin	Reversed Phase (RP)	Stimulants, fungicides, t-boc amino acids
		Polar Organic (PO)	Complex molecules
InfinityLab Poroshell 120 Chiral-V	Vancomycin (macrolide antibiotic)	Polar Ionic (PI)	Basic pharmaceuticals (various)
		Reversed Phase (RP)	Amines, profens
		Polar Organic (PO)	Complex neutral molecules
InfinityLab Poroshell 120 Chiral-T	Teicoplanin (macrolide antibiotic)	Polar Ionic (PI)	Beta blockers, hydroxyl acids
		Reversed Phase (RP)	Amino acids, hydroxyl acids, profens
		Polar Organic (PO)	Hydantoins, benzodiazepines

RP = Reversed phase PI = Polar ionic PO = Polar organic NP = Normal phase

Ordering Information

Part number	Column description
689775-609	InfinityLab Poroshell 120 Chiral-CF, 2.1x50 mm, 2.7 μ m
685775-609	InfinityLab Poroshell 120 Chiral-CF, 2.1x100 mm, 2.7 μ m
683775-609	InfinityLab Poroshell 120 Chiral-CF, 2.1x150 mm, 2.7 μ m
689975-609	InfinityLab Poroshell 120 Chiral-CF, 4.6x50 mm, 2.7 μ m
685975-609	InfinityLab Poroshell 120 Chiral-CF, 4.6x100 mm, 2.7 μ m
683975-609	InfinityLab Poroshell 120 Chiral-CF, 4.6x150 mm, 2.7 μ m
689775-607	InfinityLab Poroshell 120 Chiral-CD, 2.1x50 mm, 2.7 μ m
685775-607	InfinityLab Poroshell 120 Chiral-CD, 2.1x100 mm, 2.7 μ m
683775-607	InfinityLab Poroshell 120 Chiral-CD, 2.1x150 mm, 2.7 μ m
689975-607	InfinityLab Poroshell 120 Chiral-CD, 4.6x50 mm, 2.7 μ m
685975-607	InfinityLab Poroshell 120 Chiral-CD, 4.6x100 mm, 2.7 μ m
683975-607	InfinityLab Poroshell 120 Chiral-CD, 4.6x150 mm, 2.7 μ m

Part number	Column description
689775-604	InfinityLab Poroshell 120 Chiral-V, 2.1x50 mm, 2.7 μ m
685775-604	InfinityLab Poroshell 120 Chiral-V, 2.1x100 mm, 2.7 μ m
683775-604	InfinityLab Poroshell 120 Chiral-V, 2.1x150 mm, 2.7 μ m
689975-604	InfinityLab Poroshell 120 Chiral-V, 4.6x50 mm, 2.7 μ m
685975-604	InfinityLab Poroshell 120 Chiral-V, 4.6x100 mm, 2.7 μ m
683975-604	InfinityLab Poroshell 120 Chiral-V, 4.6x150 mm, 2.7 μ m
689775-603	InfinityLab Poroshell 120 Chiral-T, 2.1x50 mm, 2.7 μ m
685775-603	InfinityLab Poroshell 120 Chiral-T, 2.1x100 mm, 2.7 μ m
683775-603	InfinityLab Poroshell 120 Chiral-T, 2.1x150 mm, 2.7 μ m
689975-603	InfinityLab Poroshell 120 Chiral-T, 4.6x50 mm, 2.7 μ m
685975-603	InfinityLab Poroshell 120 Chiral-T, 4.6x100 mm, 2.7 μ m
683975-603	InfinityLab Poroshell 120 Chiral-T, 4.6x150 mm, 2.7 μ m

Learn more about detecting enantiomers quickly when time is short.

www.agilent.com/chem/poroshell-120-chiral

Use this general protocol to develop robust chiral screening methods

Chiral screening protocol

#	Mobile Phase	Composition (% v)	Type
1	MeOH/20 mM ammonium formate, pH 4.0	90/10	RP
2	MeOH/20 mM ammonium formate, pH 4.0	30/70	RP
3	ACN/20 mM ammonium formate, pH 4.0	30/70	RP
4	ACN/20 mM ammonium formate, pH 4.0	10/90	RP
5	MeOH/ammonium formate	100/0.2wt%	PI
6	ACN/MeOH/Acetic Acid/TEA	60/40/0.3/0.2	PO
7	EtOH/Heptane/Acetic Acid/TEA	20/80/0.3/0.2	NP

RP = Reversed phase PI = Polar ionic PO = Polar organic NP = Normal phase

Typical run conditions (4.6 x 100 mm)

Adjust for 2.1 mm ID (or other dimension) columns

Flow Rate: 1 mL/min
 Detector: UV
 Equilibration: 10 column volumes
 Run Time: 10 column volumes
 Temperature: Ambient
 Concentration: 2-5 mg/mL
 Sample in: MeOH or mobile phase

Priority of mobile phases for screening

Column Chemistry	First choice	Second choice	Third choice
InfinityLab Poroshell Chiral-T	#5 (PI)	#2 (RP)	#1 (RP)
InfinityLab Poroshell Chiral-V	#5 (PI)	#3 (RP)	#1 (RP)
InfinityLab Poroshell Chiral-CD	#3 (RP)	#6 (PO)	#4 (RP)
InfinityLab Poroshell Chiral-CF	#6 (PO)	#7 (NP)	-

Reversed phase mode (RP): Typically ACN or MeOH combined with aqueous (salt buffer or modifier) mobile phases

Polar organic mode (PO): Polar organic mobile phase solvents (acetonitrile, methanol) with or without additives

Polar ionic mode (PI): Salt buffers added to polar organic mobile phases to improve ionization or retention of ionizable compounds

Normal phase mode (NP): Typically non-polar solvents are the primary solvent with no aqueous components



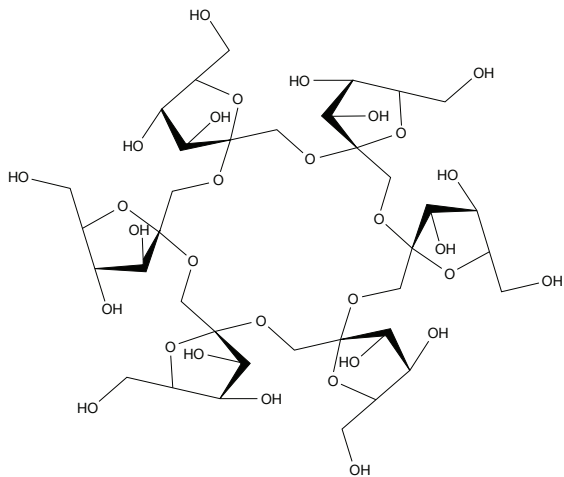
Pressure, pH and temperature parameters

Column Chemistry	Pressure limit (bar)	pH range	Temperature limit
InfinityLab Poroshell 120 Chiral-CF	400 bar	3-7	45 °C
InfinityLab Poroshell 120 Chiral-CD	400 bar	3-7	45 °C
InfinityLab Poroshell 120 Chiral-V	400 bar	2.5-7	45 °C
InfinityLab Poroshell 120 Chiral-T	400 bar	2.5-7	45 °C

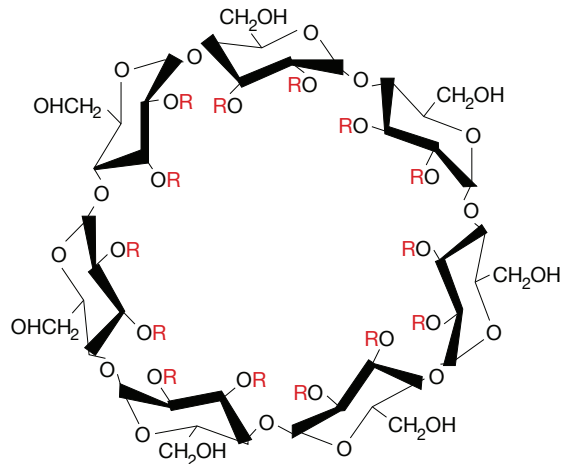
Care should be taken not to exceed pressure limits when switching mobile phase solvents

Agilent Poroshell 120 Chiral Bonded Phase Structures

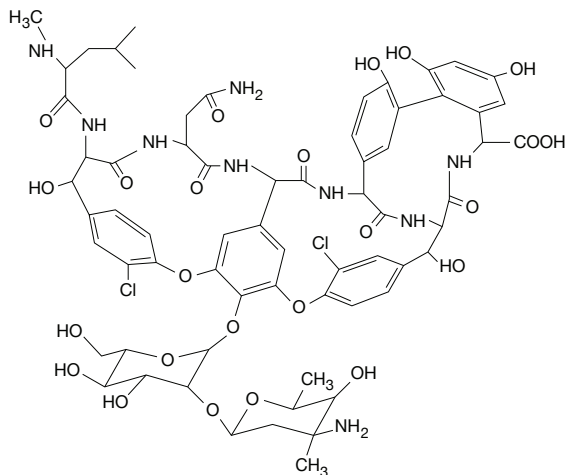
InfinityLab Poroshell 120 Chiral-CF
(Cyclofructan CF-6)



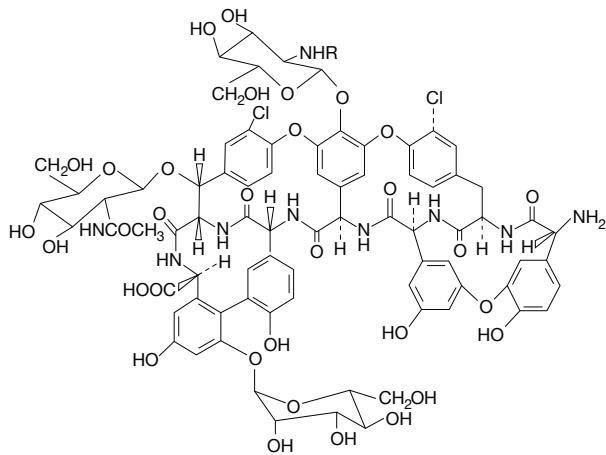
InfinityLab Poroshell 120 Chiral-CD
(Hydroxypropylated beta-cyclodextrin)



InfinityLab Poroshell 120 Chiral-V
(Vancomycin)



InfinityLab Poroshell 120 Chiral-T
(Teicoplanin)



Bring new drugs to market more quickly and confidently



Don't just produce data... find answers

Discovering and developing small molecule pharmaceuticals is difficult and costly. You can drive greater efficiency and productivity with Agilent integrated pharmaceutical solutions.

From automated systems for early-stage compound identification... to sophisticated, sensitive LC/MS systems for ADME/PK studies... we can help you produce accurate, reproducible results. So you can make the right decisions across your pharmaceutical discovery and development pipeline

www.agilent.com/chem/pharma



Agilent InfinityLab: Maximum efficiency for your LC workflow

InfinityLab is an optimized portfolio of LC systems, columns, and supplies designed to work together seamlessly for maximum efficiency and performance. From routine analysis to cutting-edge research, InfinityLab gives you the ability to:

- Easily identify products that work with your Agilent InfinityLab LC system
- Maximize your LC workflow with the latest innovations
- Increase analytical, instrument, and laboratory efficiency

Together with Agilent OpenLAB software and Agilent CrossLab Services, Agilent InfinityLab provides the end-to-end solutions and support you need to ensure the best outcomes.

Agilent InfinityLab Supplies: Save time and minimize troubleshooting

InfinityLab Quick Connect fittings

Now you can be sure you're getting a perfect column connection, from every user, every time with simple-to-use, finger-tight connections. Quick-Connect fittings are reusable for more than 200 reconnections and stable up to 1300 bar.



InfinityLab Quick Turn fittings

For instrument connections that are in confined spaces, you can rely on spring-loaded, Agilent InfinityLab Quick Turn fittings for a perfect connection, every time.

www.agilent.com/chem/infinitylab


Yes, you can shorten run times— and improve resolution—for chiral separations

Like all InfinityLab Poroshell 120 columns, Poroshell 120 Chiral columns are based on superficially porous particle technology, which features a solid silica core and a porous outer layer.

Compared to traditional totally porous particles of the same (or similar) size, Agilent Poroshell particles deliver higher chromatographic efficiencies and enable fast, high-resolution separations.

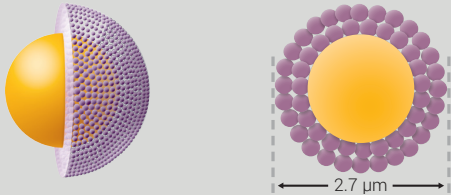
Challenge

Resolution of chiral enantiomers

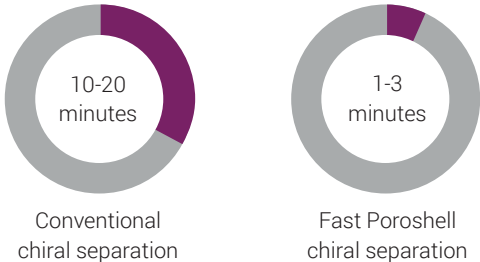


Innovation

Agilent Poroshell superficially porous particle technology



Speed



Productivity



Table of Contents by Analyte

Amines

1-benzyl-2,2-diphenylethylamine.....	10
1,1'-binaphthyl-2,2'-diamine.....	10
1-(1-naphthyl)ethylamine.....	11
1-(1,1-biphenyl-4-yl)ethanamine.....	11
1-(4-methoxyphenyl)ethylamine.....	12
1-aminotetralin.....	12
6-methoxy-1,2,3,4-tetrahydro-1-naphthalenylamine.....	13
1-(2-methoxyphenyl)ethanamine.....	13
1-(4-chlorophenyl)ethylamine.....	13
1,1-diphenyl-1-fluoro-2-aminopropane.....	14
1,1-diphenyl-2-aminopropane.....	14
1,2,2-triphenylethylamine.....	14
2-amino-4-methyl-1,1-diphenylpentane.....	14
2-chloro-indan-1-ylamine.....	15
4-methoxy- α -methylbenzylamine.....	
bis(1-phenylethyl)amine.....	15
bis(α -methylbenzyl)amine.....	15
Mexiletine.....	16
N-benzyl- α -methylbenzylamine.....	16
N, α -dimethylbenzylamine.....	16
α -methyl-4-nitrobenzylamine.....	16
α -methylbenzylamine.....	17

Amino acid & Derivatives

2-amino-2-phenylbutyric acid.....	18
4-nitrophenylalanine.....	18
AQC Methionine.....	18
AQC Phenylalanine.....	18
AQC Serine.....	19
AQC Tyrosine.....	19
Fmoc Alanine.....	19
Fmoc Asparagine.....	19
Fmoc Leucine.....	20
Fmoc Phenylalanine.....	20
Fmoc Tryptophan.....	20
Fmoc Valine.....	20
Methionine.....	21
p-chlorophenylalanine.....	21
p-fluorophenylalanine.....	21
Phenylalanine.....	21
Tryptophan.....	22
α -amino-2-thiophenacetic acid.....	22
3-amino-3-phenylpropanoic acid.....	22
Kynurenine.....	22
Tryptophanamide.....	23
3,4-dihydroxyphenylalanine (DOPA).....	23

Analgesics

Methadone.....	24
Proglumide.....	24
Indoprofen.....	25
Ketorolac.....	25
Methorphan.....	25
Nefopam.....	25
Tramadol.....	26

Anesthetics

Hexobarbital.....	27
Mepivacaine.....	27
Bupivacaine.....	28
Mephobarbital.....	28
Prilocaine.....	28

Anticoagulants

Coumachlor.....	29
Warfarin.....	29

Anticonvulsants

Phensuximide.....	30
α -methyl- α -phenylsuccinimide.....	30

Antidepressants

Bupropion.....	31
Temazepam.....	31
Lorazepam.....	31
Lormetazepam.....	31
Mianserin.....	32
Oxazepam.....	32
Fluoxetine.....	32
Mianserin.....	32
Tranlycypromine.....	33
Trimipramine.....	33
Venlafaxine.....	33

Beta blockers

Acebutolol.....	34
Alprenolol.....	34
Atenolol.....	35
Esmolol.....	35
Isoproterenol.....	36
Metaproterenol.....	36
Metoprolol.....	37
Pindolol.....	37
Propranolol.....	38
Salbutamol.....	38
Sotalol.....	39
Terbutaline.....	39
Tulobuterol.....	40
Carvedilol.....	40

Depressants

Baclofen.....	41
Octoclothebin.....	41
Tolperisone.....	41

Diuretics

Chlorthalidone.....	42
Bendroflumethazide.....	42

Fungicides

Benalaxyl.....	43
Econazole.....	43
Flutriafol.....	43
Miconazole.....	43
Praziquantel.....	44
Prothioconazole.....	44
Dichloroprop.....	44
Fenoprop.....	44
Haloxyfop.....	45
Mandipropamid.....	45
Mecoprop methyl ester.....	45
Mecoprop.....	45
Napropamid.....	46
Bromacil.....	46

Miscellaneous

2'-amino-1,1'-binaphthalen-2-ol.....	47
Hydratropic acid.....	47
Tropic acid.....	47
Jacobsen's catalyst.....	47
α -N,N-dimethylaminophenyl acetonitrile.....	48
2-amino-1,2-diphenylethanol.....	48
phenylalaninol.....	48, 49
4-chlorophenylalaninol.....	49
trans-1-amino-2-indanol.....	49
Tryptophanol.....	50
Tyrosinol.....	50
α -(1-aminoethyl)-4-hydroxybenzyl-alcohol.....	50
2-(2-chlorophenoxy)propionic acid.....	50
2-(3-chlorophenoxy)propionic acid.....	51
2-(4-chlorophenoxy)propionic acid.....	51
2-phenoxypropanoic acid.....	51
2-amino-1,1,-diphenyl-1-propanol.....	51
2-amino-1,1,13-triphenyl-1-propanol.....	52
2-(carbobenzyloxyamino)-3-phenyl-1-propanol.....	52
cis-1-amino-2-indanol.....	52

Neurotransmitters and Hormones

Octopamine..... 53

Oxazolidinones

1,5-dimethyl-4-phenyl-2-imidazolidinone.. 54

4-benzyl-2-oxazolidinone..... 54

4-methyl-5-phenyl-2-oxazolidinone..... 54

4-phenyl-2-oxazolidinone..... 54

5,5-dimethyl-4-phenyl-2-oxazolidinone..... 55

5,5-dimethyl-4-benzyl-2-oxazolidinone..... 55

5,5-dimethyl-4-methyl-2-oxazolidinone..... 55

(3a-cis)-3,3a,8,8a-tetrahydro-2H-indeno[1,2-d]oxazol-2-one..... 55

4-(1-H-indol-3-yl-methyl)-2-oxazolidinone..... 56

Pharmaceuticals

1-indanol..... 57

Benzoin..... 57

Chlophedianol..... 57

Homatropine..... 58

Indapamide..... 58

Lofexidine..... 58

p-chloramphetamine..... 59

Phenylsuccinic anhydride..... 59

Triadimenol..... 59

5-methyl-5-phenylhydantoin..... 59

Aminoglutethimide..... 60

Bamethan..... 60

Diperodon..... 60, 61

Flurbiprofen..... 61

Mandelic acid..... 61

Naftopidil..... 61

p-hydroxymandelic acid..... 62

Amlodipine..... 62

Brompheniramine..... 62

Carbinoxamine..... 62

Cetirizine..... 63

Chlorpheniramine..... 63

Citalopram..... 63

Disopyramide..... 63

Ketamine..... 64

Methoxyphenamine..... 64

Methoxyverapamil..... 64

Nicardipine..... 64

Orphenadrine..... 65

Piperoxan..... 65

Promethazine..... 65

Tetrahydrozoline..... 65

Thalidomide..... 66

Triahexylphenidyl..... 66

Trimebutine..... 66

Verapamil..... 66

Stimulants

3,4-methylenedioxyamphetamine (MDA)..... 67

3,4-methylenedioxymethamphetamine (MDMA)..... 67

3,4-dimethylmethcathinone..... 67

4-methylethcathinone..... 68

Methoxamine..... 68

Pentedrone..... 69

Pseudoephedrine..... 69, 70

α -pyrrolidinopentiophenone..... 70

Norephedrine..... 70

Normetanephrine..... 70

Norphenylephrine..... 71

3,4-dihydroxyphenylalanine (DOPA)..... 71

Clenbuterol..... 71

Ethylone..... 72

Methylphenidate..... 72

3-fluoromethcathinone..... 73

3,4-methylenedioxy-N-ethylamphetamine (MDEA)..... 73

4-ethylmethcathinone..... 73

4-methylethcathinone..... 73

Aminorex..... 74

Amphetamine..... 74

Butylone..... 74

Cathinone..... 74

Flephedrone..... 75

Mephedrone..... 75

Methamphetamine..... 75

Methylephedrine..... 75

Methylone..... 76

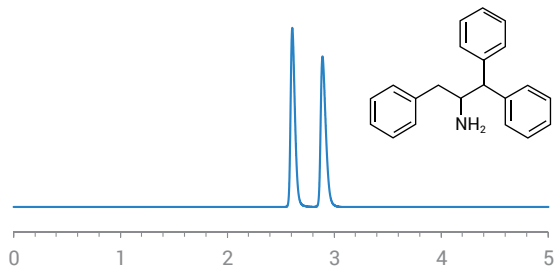
p-methoxyamphetamine..... 76

Pentylone..... 76

Synephrine..... 76

α -pyrrolidinopentiophenone..... 77

1-benzyl-2,2-diphenylethylamine

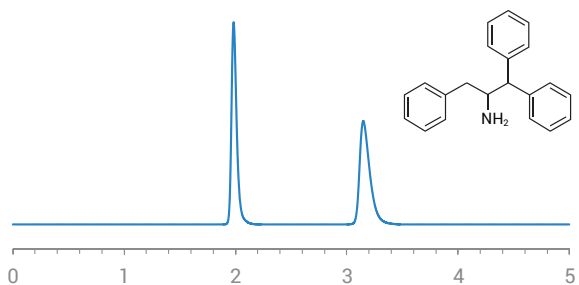


Retention (min): 2.61/2.89 (Peak1/Peak 2)
Resolution: 3.51

Method Conditions

Column: InfinityLab Poroshell 120 Chiral-CD (15 cm x 4.6 mm, 2.7 μ m)
Mobile phase: 30/70: Acetonitrile/15 mM Ammonium Formate (pH 3.6)
Flow Rate: 1.0 mL/min
Temperature: Ambient (23 $^{\circ}$ C)
Injection Volume: 1.0 μ L
Detection: UV 220 nm

1-benzyl-2,2-diphenylethylamine

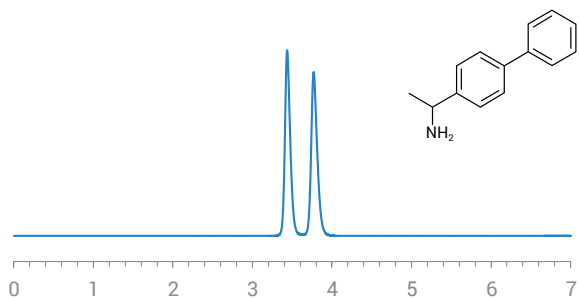


Retention (min): 1.98/3.15 (Peak1/Peak 2)
Resolution: 9.47

Method Conditions

Column: InfinityLab Poroshell 120 Chiral-V (10 cm x 4.6 mm, 2.7 μ m)
Mobile phase: 100/0.1 wt %: Methanol/Ammonium Trifluoroacetate
Flow Rate: 1.0 mL/min
Temperature: Ambient (23 $^{\circ}$ C)
Injection Volume: 1.0 μ L
Detection: UV 220 nm

1,1'-binaphthyl-2,2'-diamine

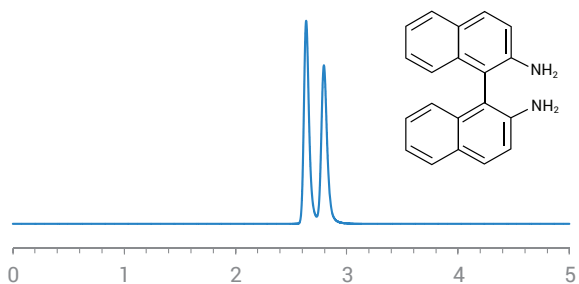


Retention (min): 3.44/3.77 (Peak1/Peak 2)
Resolution: 2.11

Method Conditions

Column: InfinityLab Poroshell 120 Chiral-CD (10 cm x 4.6 mm, 2.7 μ m)
Mobile phase: 90/10/0.3/0.2: Acetonitrile/Methanol/Trifluoroacetate/TEA
Flow Rate: 1.0 mL/min
Temperature: Ambient (23 $^{\circ}$ C)
Injection Volume: 1.0 μ L
Detection: UV 254 nm

1,1'-binaphthyl-2,2'-diamine

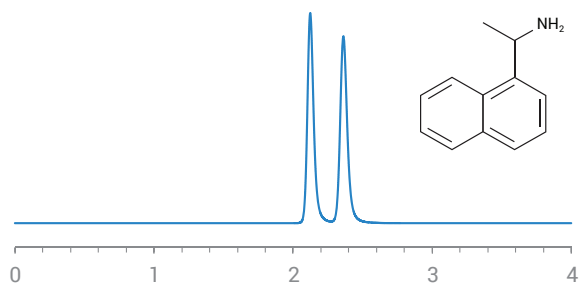


Retention (min): 2.64/2.79 (Peak1/Peak 2)
Resolution: 1.31

Method Conditions

Column: InfinityLab Poroshell 120 Chiral-V (10 cm x 4.6 mm, 2.7 μ m)
Mobile phase: 90/10: Methanol/15 mM Ammonium Formate (pH 3.6)
Flow Rate: 1.0 mL/min
Temperature: Ambient (23 $^{\circ}$ C)
Injection Volume: 1.0 μ L
Detection: UV 220 nm

1-(1-naphthyl)ethylamine

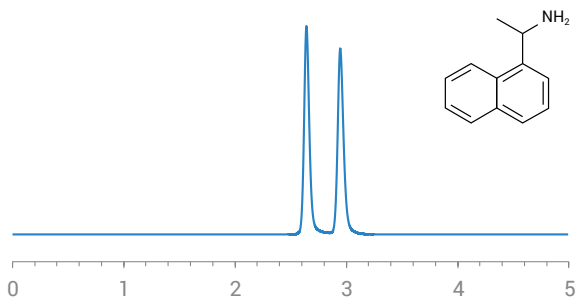


Retention (min): 2.12/2.36 (Peak1/Peak 2)
Resolution: 2.29

Method Conditions

Column: InfinityLab Poroshell 120 Chiral-V (10 cm x 4.6 mm, 2.7 μ m)
Mobile phase: 100/0.1 wt %: Methanol/Ammonium Trifluoroacetate
Flow Rate: 1.0 mL/min
Temperature: Ambient (23 $^{\circ}$ C)
Injection Volume: 1.0 μ L
Detection: UV 220 nm

1-(1-naphthyl)ethylamine

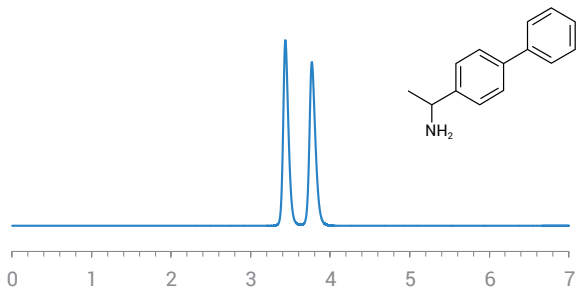


Retention (min): 2.64/2.95 (Peak1/Peak 2)
Resolution: 3.36

Method Conditions

Column: InfinityLab Poroshell 120 Chiral-CF (4.6 x 100 mm, 2.7 μ m)
Mobile phase: 60/40/0.3/0.2: Acetonitrile/Methanol/Acetic Acid/TEA
Flow Rate: 1.0 mL/min
Temperature: Ambient (23 $^{\circ}$ C)
Injection Volume: 1.0 μ L
Detection: UV 280 nm

1-(1,1-biphenyl-4-yl)ethanamine

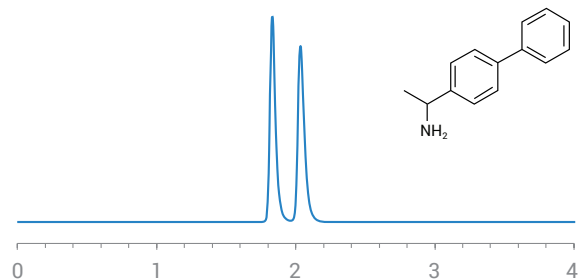


Retention (min): 3.44/3.77 (Peak1/Peak 2)
Resolution: 2.11

Method Conditions

Column: InfinityLab Poroshell 120 Chiral-CF (10 cm x 4.6 mm, 2.7 μ m)
Mobile phase: 90/10/0.3/0.2: Acetonitrile/Methanol/Trifluoroacetate/TEA
Flow Rate: 1.0 mL/min
Temperature: Ambient (23 $^{\circ}$ C)
Injection Volume: 1.0 μ L
Detection: UV 254 nm

1-(1,1-biphenyl-4-yl)ethanamine

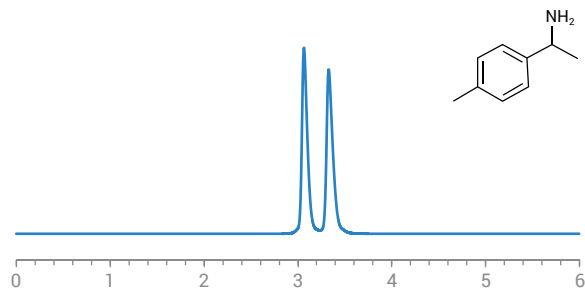


Retention (min): 1.83/2.03 (Peak1/Peak 2)
Resolution: 2.59

Method Conditions

Column: InfinityLab Poroshell 120 Chiral-V (4.6 x 100 mm, 2.7 μ m)
Mobile phase: 100/0.1 wt %: Methanol/Ammonium Trifluoroacetate
Flow Rate: 1.0 mL/min
Temperature: Ambient (23 $^{\circ}$ C)
Injection Volume: 1.0 μ L
Detection: UV 220 nm

1-(4-methoxyphenyl)ethylamine

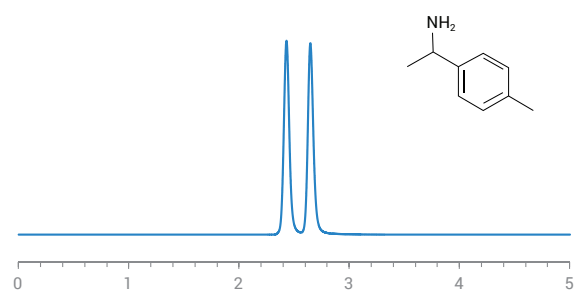


Retention (min): 2.64/2.95 (Peak1/Peak 2)
Resolution: 3.36

Method Conditions

Column: InfinityLab Poroshell 120 Chiral-CF (4.6 x 100 mm, 2.7 µm)
Mobile phase: 60/40/0.3/0.2: Acetonitrile/Methanol/Acetic Acid/TEA
Flow Rate: 1.0 mL/min
Temperature: Ambient (23 °C)
Injection Volume: 1.0 µL
Detection: UV 280 nm

1-(4-methoxyphenyl)ethylamine

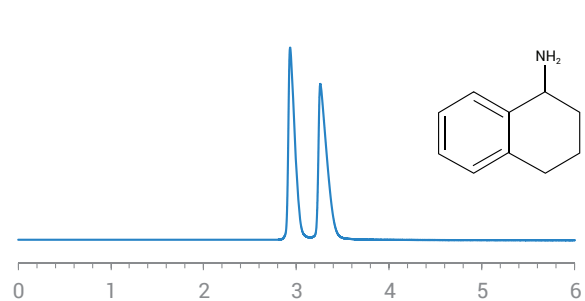


Retention (min): 2.43/2.65 (Peak1/Peak 2)
Resolution: 2.38

Method Conditions

Column: InfinityLab Poroshell 120 Chiral-V (10 cm x 4.6 mm, 2.7 µm)
Mobile phase: 100/0.2/0.05: Methanol/Acetic Acid/Ammonium Hydroxide
Flow Rate: 1.0 mL/min
Temperature: Ambient (23 °C)
Injection Volume: 1.0 µL
Detection: UV 220 nm

1-aminotetralin

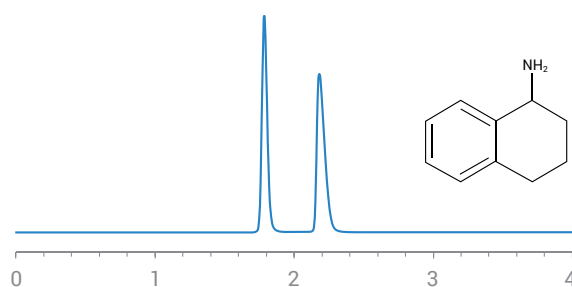


Retention (min): 2.83/3.15 (Peak1/Peak 2)
Resolution: 2.81

Method Conditions

Column: InfinityLab Poroshell 120 Chiral-CF (10 cm x 4.6 mm, 2.7 µm)
Mobile phase: 60/40/0.3/0.2: Acetonitrile/Methanol/Acetic Acid/TEA
Flow Rate: 1.0 mL/min
Temperature: Ambient (23 °C)
Injection Volume: 1.0 µL
Detection: UV 220 nm

1-aminotetralin

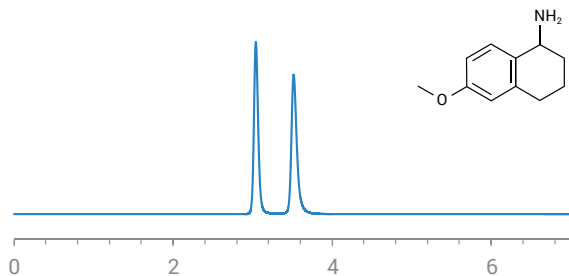


Retention (min): 1.78/2.18 (Peak1/Peak 2)
Resolution: 4.48

Method Conditions

Column: InfinityLab Poroshell 120 Chiral-V (10 cm x 4.6 mm, 2.7 µm)
Mobile phase: 60/40/0.3/0.2: Acetonitrile/Methanol/Acetic Acid/TEA
Flow Rate: 1.0 mL/min
Temperature: Ambient (23 °C)
Injection Volume: 1.0 µL
Detection: UV 220 nm

6-methoxy-1,2,3,4-tetrahydro-1-naphthalenylamine

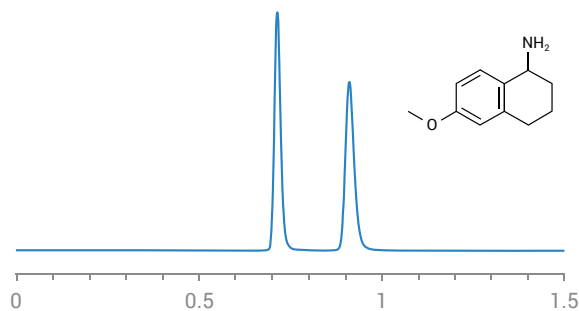


Retention (min): 3.04/3.52 (Peak1/Peak 2)
Resolution: 4.42

Method Conditions

Column: InfinityLab Poroshell 120 Chiral-CF (10 cm x 4.6 mm, 2.7 µm)
Mobile phase: 60/40/0.3/0.2: Acetonitrile/Methanol/Acetic Acid/TEA
Flow Rate: 1.0 mL/min
Temperature: Ambient (23 °C)
Injection Volume: 1.0 µL
Detection: UV 220 nm

6-methoxy-1,2,3,4-tetrahydro-1-naphthalenylamine

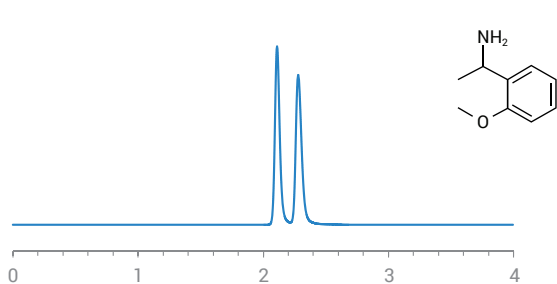


Retention (min): 0.72/0.91 (Peak1/Peak 2)
Resolution: 5.26

Method Conditions

Column: InfinityLab Poroshell 120 Chiral-V (10 cm x 4.6 mm, 2.7 µm)
Mobile phase: 100/0.1 wt %: Methanol/Ammonium Trifluoroacetate
Flow Rate: 1.0 mL/min
Temperature: Ambient (23 °C)
Injection Volume: 1.0 µL
Detection: UV 220 nm

1-(2-methoxyphenyl)ethanamine

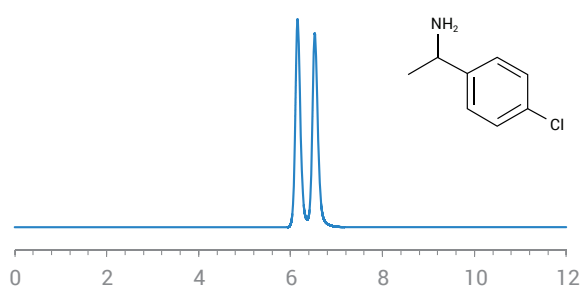


Retention (min): 2.64/2.95 (Peak1/Peak 2)
Resolution: 2.18

Method Conditions

Column: InfinityLab Poroshell 120 Chiral-V (10 cm x 4.6 mm, 2.7 µm)
Mobile phase: 100/0.2/0.05: Methanol/Acetic Acid/Ammonium Hydroxide
Flow Rate: 1.0 mL/min
Temperature: Ambient (23 °C)
Injection Volume: 1.0 µL
Detection: UV 220 nm

1-(4-chlorophenyl)ethanamine

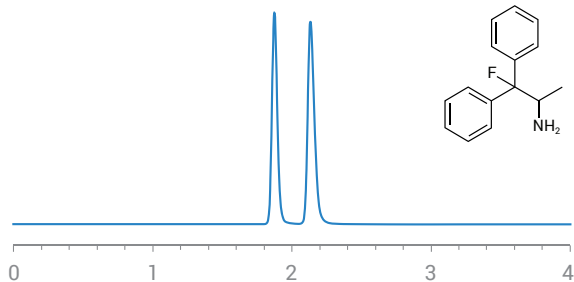


Retention (min): 6.15/6.53 (Peak1/Peak 2)
Resolution: 1.31

Method Conditions

Column: InfinityLab Poroshell 120 Chiral-V (10 cm x 4.6 mm, 2.7 µm)
Mobile phase: 100/0.2/0.05: Methanol/Acetic Acid/Ammonium Hydroxide
Flow Rate: 0.5 mL/min
Temperature: Ambient (23 °C)
Injection Volume: 1.0 µL
Detection: UV 220 nm

1,1-diphenyl-1-fluoro-2-aminopropane

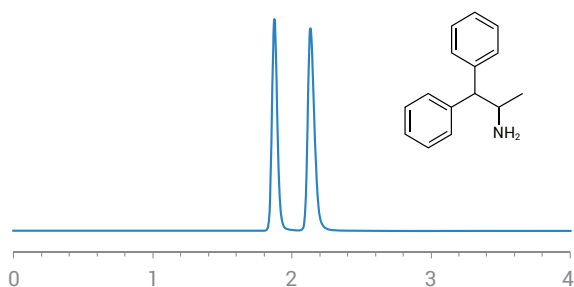


Retention (min): 1.48/1.67 (Peak1/Peak 2)
Resolution: 3.20

Method Conditions

Column: InfinityLab Poroshell 120 Chiral-V (10 cm x 4.6 mm, 2.7 µm)
Mobile phase: 100/0.1 wt %: Methanol/Ammonium Trifluoroacetate
Flow Rate: 1.0 mL/min
Temperature: Ambient (23 °C)
Injection Volume: 1.0 µL
Detection: UV 230 nm

1,1-diphenyl-2-aminopropane

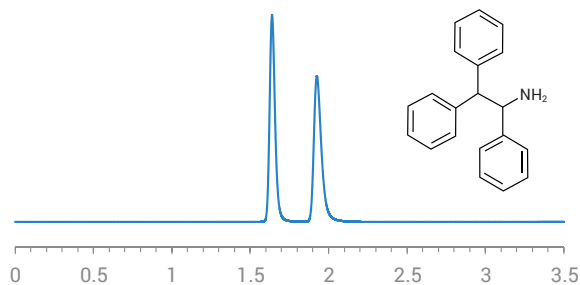


Retention (min): 1.87/2.13 (Peak1/Peak 2)
Resolution: 3.33

Method Conditions

Column: InfinityLab Poroshell 120 Chiral-V (10 cm x 4.6 mm, 2.7 µm)
Mobile phase: 100/0.1 wt %: Methanol/Ammonium Trifluoroacetate
Flow Rate: 1.0 mL/min
Temperature: Ambient (23 °C)
Injection Volume: 1.0 µL
Detection: UV 230 nm

1,2,2-triphenylethylamine

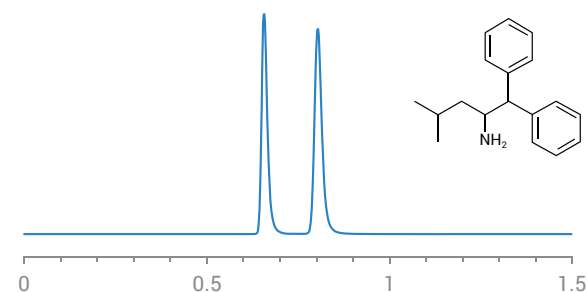


Retention (min): 1.64/1.93 (Peak1/Peak 2)
Resolution: 3.88

Method Conditions

Column: InfinityLab Poroshell 120 Chiral-V (10 cm x 4.6 mm, 2.7 µm)
Mobile phase: 100/0.1 wt %: Methanol/Ammonium Trifluoroacetate
Flow Rate: 1.0 mL/min
Temperature: Ambient (23 °C)
Injection Volume: 1.0 µL
Detection: UV 220 nm

2-amino-4-methyl-1,1-diphenylpentanepropane

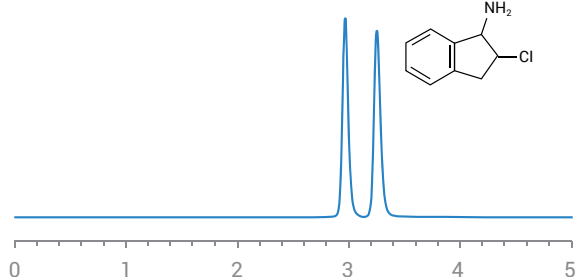


Retention (min): 0.66/0.80 (Peak1/Peak 2)
Resolution: 4.49

Method Conditions

Column: InfinityLab Poroshell 120 Chiral-V (10 cm x 4.6 mm, 2.7 µm)
Mobile phase: 100/0.1 wt %: Methanol/Ammonium Trifluoroacetate
Flow Rate: 1.0 mL/min
Temperature: Ambient (23 °C)
Injection Volume: 1.0 µL
Detection: UV 220 nm

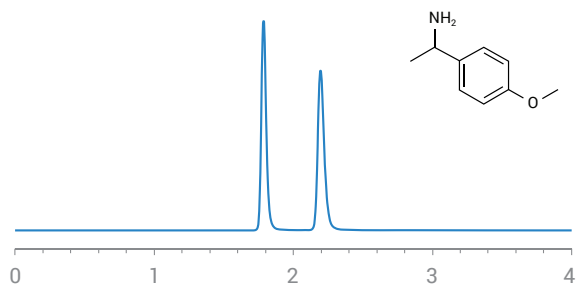
2-chloro-indan-1-ylamine



Retention (min): 2.97/3.25 (Peak1/Peak 2)
Resolution: 2.81

Method Conditions

Column: InfinityLab Poroshell 120 Chiral-V (10 cm x 4.6 mm, 2.7 μ m)
Mobile phase: 90/10: Methanol/15 mM Ammonium Formate (pH 3.6)
Flow Rate: 1.0 mL/min
Temperature: Ambient (23 $^{\circ}$ C)
Injection Volume: 1.0 μ L
Detection: UV 220 nm

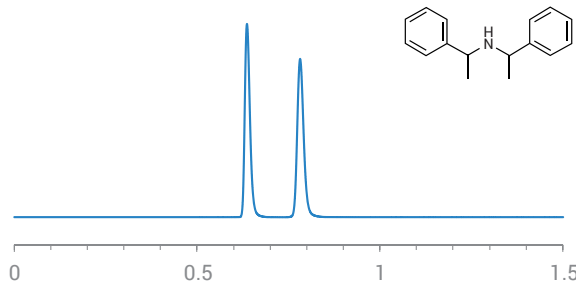
4-methoxy- α -methylbenzylamine

Retention (min): 1.78/2.19 (Peak1/Peak 2)
Resolution: 5.58

Method Conditions

Column: InfinityLab Poroshell 120 Chiral-V (10 cm x 4.6 mm, 2.7 μ m)
Mobile phase: 100/0.1 wt %: Methanol/Ammonium Trifluoroacetate
Flow Rate: 1.0 mL/min
Temperature: Ambient (23 $^{\circ}$ C)
Injection Volume: 1.0 μ L
Detection: UV 230 nm

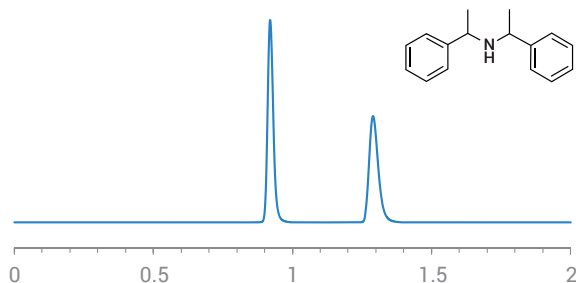
bis(1-phenylethyl)amine



Retention (min): 0.64/0.78 (Peak1/Peak 2)
Resolution: 5.04

Method Conditions

Column: InfinityLab Poroshell 120 Chiral-V (10 cm x 4.6 mm, 2.7 μ m)
Mobile phase: 100/0.1 wt %: Methanol/Ammonium Trifluoroacetate
Flow Rate: 1.0 mL/min
Temperature: Ambient (23 $^{\circ}$ C)
Injection Volume: 1.0 μ L
Detection: UV 220 nm

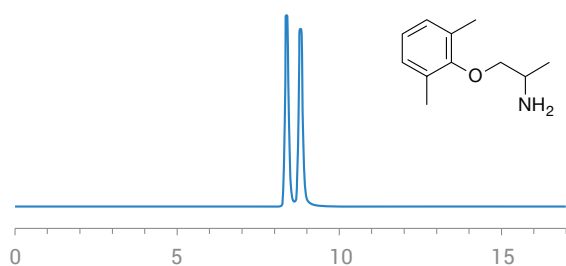
bis(α -methylbenzyl)amine

Retention (min): 0.92/1.29 (Peak1/Peak 2)
Resolution: 7.66

Method Conditions

Column: InfinityLab Poroshell 120 Chiral-V (10 cm x 4.6 mm, 2.7 μ m)
Mobile phase: 100/0.2/0.05: Methanol/Acetic Acid/Ammonium Hydroxide
Flow Rate: 1.0 mL/min
Temperature: Ambient (23 $^{\circ}$ C)
Injection Volume: 1.0 μ L
Detection: UV 220 nm

Mexiletine

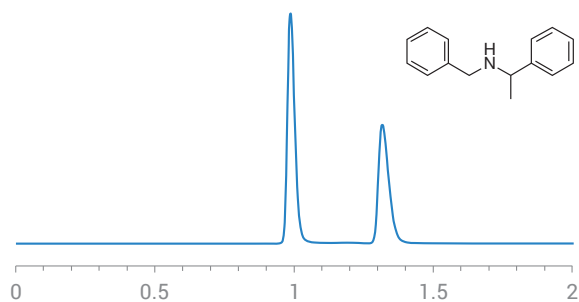


Retention (min): 8.38/8.81 (Peak1/Peak 2)
Resolution: 1.54

Method Conditions

Column: InfinityLab Poroshell 120 Chiral-V (10 cm x 4.6 mm, 2.7 µm)
Mobile phase: 100/0.2/0.05: Methanol/Acetic Acid/Ammonium Hydroxide
Flow Rate: 0.5 mL/min
Temperature: Ambient (23 °C)
Injection Volume: 1.0 µL
Detection: UV 220 nm

N-benzyl-α-methylbenzylamine

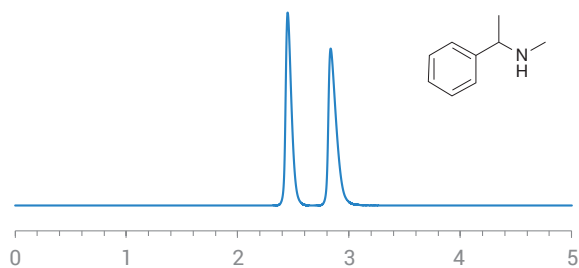


Retention (min): 0.99/1.32 (Peak1/Peak 2)
Resolution: 5.71

Method Conditions

Column: InfinityLab Poroshell 120 Chiral-V (10 cm x 4.6 mm, 2.7 µm)
Mobile phase: 100/0.1 wt %: Methanol/Ammonium Trifluoroacetate
Flow Rate: 2.0 mL/min
Temperature: Ambient (23 °C)
Injection Volume: 1.0 µL
Detection: UV 220 nm

N,α-dimethylbenzylamine

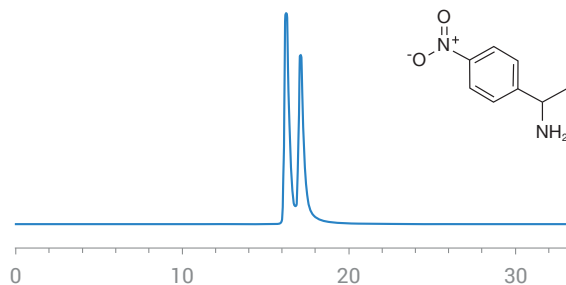


Retention (min): 2.45/2.84 (Peak1/Peak 2)
Resolution: 3.47

Method Conditions

Column: InfinityLab Poroshell 120 Chiral-V (10 cm x 4.6 mm, 2.7 µm)
Mobile phase: 100/0.1 wt %: Methanol/Ammonium Trifluoroacetate
Flow Rate: 1.0 mL/min
Temperature: Ambient (23 °C)
Injection Volume: 1.0 µL
Detection: UV 210 nm

α-methyl-4-nitrobenzylamine

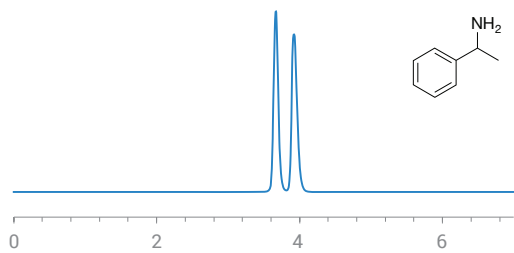


Retention (min): 16.25/17.10 (Peak1/Peak 2)
Resolution: 1.16

Method Conditions

Column: InfinityLab Poroshell 120 Chiral-V (10 cm x 4.6 mm, 2.7 µm)
Mobile phase: 100/0.2/0.05: Methanol/Acetic Acid/Ammonium Hydroxide
Flow Rate: 0.3 mL/min
Temperature: Ambient (23 °C)
Injection Volume: 1.0 µL
Detection: UV 220 nm

α -methylbenzylamine

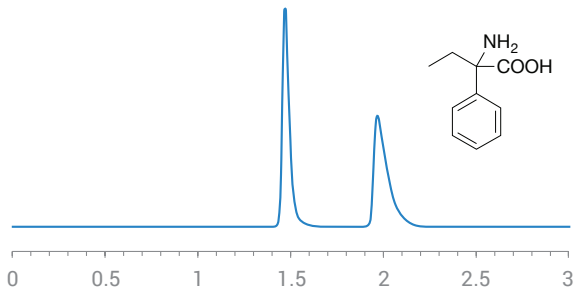


Retention (min): 3.67/3.92 (Peak1/Peak 2)
Resolution: 1.97

Method Conditions

Column: InfinityLab Poroshell 120 Chiral-V (10 cm x 4.6 mm, 2.7 μ m)
Mobile phase: 90/10: Methanol/15 mM Ammonium Formate (pH 3.6)
Flow Rate: 0.5 mL/min
Temperature: Ambient (23 $^{\circ}$ C)
Injection Volume: 1.0 μ L
Detection: UV 210 nm

2-amino-2-phenylbutyric acid

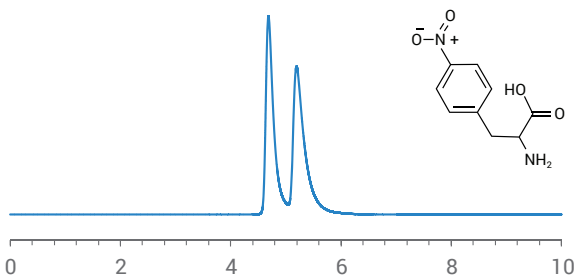


Retention (min): 1.47/1.97 (Peak1/Peak 2)
Resolution: 5.16

Method Conditions

Column: InfinityLab Poroshell 120 Chiral-T (10 cm x 4.6 mm, 2.7 µm)
Mobile phase: 30/70: Ethanol/50 mM Ammonium Formate (pH 3.6)
Flow Rate: 1.0 mL/min
Temperature: 45 °C
Injection Volume: 1.0 µL
Detection: UV 220 nm

4-nitrophenylalanine

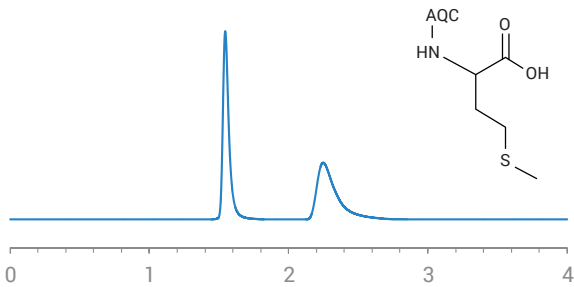


Retention (min): 4.69/5.20 (Peak1/Peak 2)
Resolution: 1.50

Method Conditions

Column: InfinityLab Poroshell 120 Chiral-T (10 cm x 4.6 mm, 2.7 µm)
Mobile phase: 30/70: Methanol/15 mM Ammonium Formate (pH 3.6)
Flow Rate: 0.5 mL/min
Temperature: Ambient (23 °C)
Injection Volume: 1.0 µL
Detection: UV 254 nm

AQC Methionine

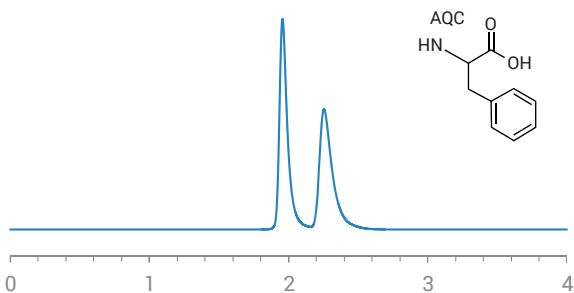


Retention (min): 1.55/2.25 (Peak1/Peak 2)
Resolution: 4.00

Method Conditions

Column: InfinityLab Poroshell 120 Chiral-T (10 cm x 4.6 mm, 2.7 µm)
Mobile phase: 50/50: Acetonitrile/15 mM Ammonium Formate (pH 4.0)
Flow Rate: 1.0 mL/min
Temperature: Ambient (23 °C)
Injection Volume: 1.0 µL
Detection: UV 220 nm

AQC Phenylalanine

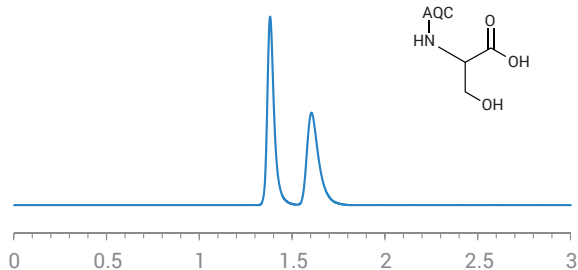


Retention (min): 1.96/2.26 (Peak1/Peak 2)
Resolution: 2.32

Method Conditions

Column: InfinityLab Poroshell 120 Chiral-T (10 cm x 4.6 mm, 2.7 µm)
Mobile phase: 50/50: Acetonitrile/15 mM Ammonium Formate (pH 4.0)
Flow Rate: 0.8 mL/min
Temperature: Ambient (23 °C)
Injection Volume: 1.0 µL
Detection: UV 220 nm

AQC Serine

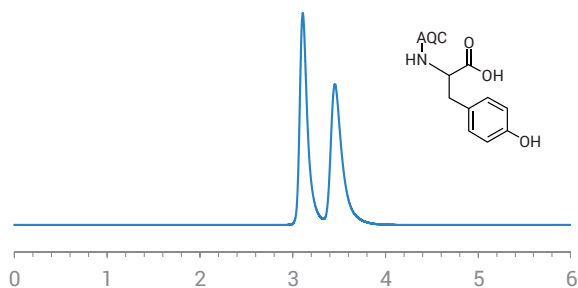


Retention (min): 1.38/1.60 (Peak1/Peak 2)
Resolution: 2.14

Method Conditions

Column: InfinityLab Poroshell 120 Chiral-T (10 cm x 4.6 mm, 2.7 μm)
Mobile phase: 50/50: Acetonitrile/15 mM Ammonium Formate (pH 4.0)
Flow Rate: 1.0 mL/min
Temperature: Ambient (23 °C)
Injection Volume: 1.0 μL
Detection: UV 220 nm

AQC Tyrosine

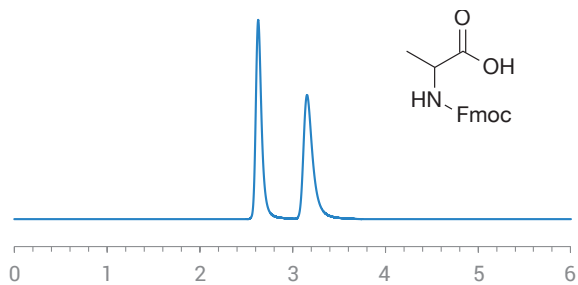


Retention (min): 3.11/3.46 (Peak1/Peak 2)
Resolution: 1.77

Method Conditions

Column: InfinityLab Poroshell 120 Chiral-T (10 cm x 4.6 mm, 2.7 μm)
Mobile phase: 50/50: Acetonitrile/15 mM Ammonium Formate (pH 4.0)
Flow Rate: 0.5 mL/min
Temperature: Ambient (23 °C)
Injection Volume: 1.0 μL
Detection: UV 220 nm

Fmoc Alanine

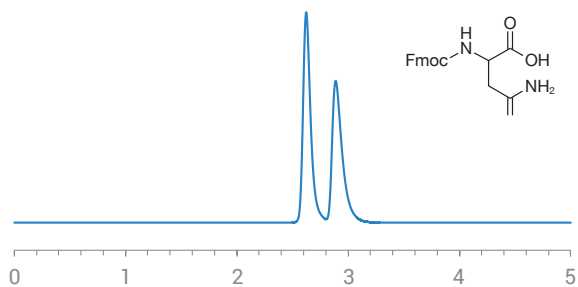


Retention (min): 2.63/3.16 (Peak1/Peak 2)
Resolution: 3.68

Method Conditions

Column: InfinityLab Poroshell 120 Chiral-T (10 cm x 4.6 mm, 2.7 μm)
Mobile phase: 60/40: Methanol/15 mM Ammonium Formate (pH 3.6)
Flow Rate: 0.5 mL/min
Temperature: Ambient (23 °C)
Injection Volume: 1.0 μL
Detection: UV 220 nm

Fmoc Asparagine

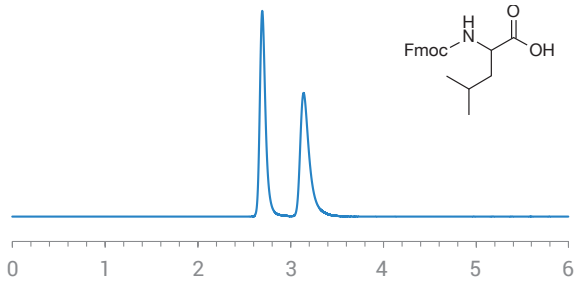


Retention (min): 2.62/2.89 (Peak1/Peak 2)
Resolution: 1.51

Method Conditions

Column: InfinityLab Poroshell 120 Chiral-T (10 cm x 4.6 mm, 2.7 μm)
Mobile phase: 60/40: Methanol/15 mM Ammonium Formate (pH 3.6)
Flow Rate: 0.5 mL/min
Temperature: Ambient (23 °C)
Injection Volume: 1.0 μL
Detection: UV 220 nm

Fmoc Leucine

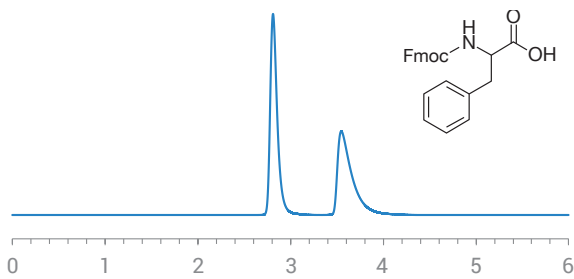


Retention (min): 2.70/3.14 (Peak1/Peak 2)
Resolution: 3.20

Method Conditions

Column: InfinityLab Poroshell 120 Chiral-T (10 cm x 4.6 mm, 2.7 μm)
Mobile phase: 60/40: Methanol/15 mM Ammonium Formate (pH 3.6)
Flow Rate: 0.5 mL/min
Temperature: Ambient (23 °C)
Injection Volume: 1.0 μL
Detection: UV 220 nm

Fmoc Phenylalanine

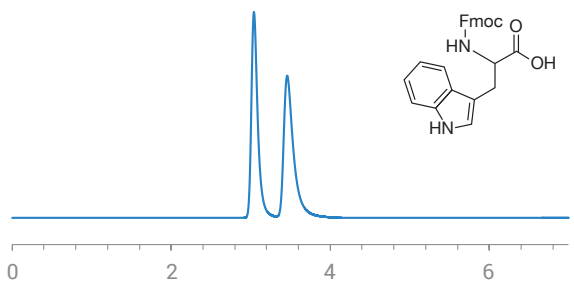


Retention (min): 2.81/3.55 (Peak1/Peak 2)
Resolution: 3.71

Method Conditions

Column: InfinityLab Poroshell 120 Chiral-T (10 cm x 4.6 mm, 2.7 μm)
Mobile phase: 60/40: Methanol/15 mM Ammonium Formate (pH 3.6)
Flow Rate: 0.5 mL/min
Temperature: Ambient (23 °C)
Injection Volume: 1.0 μL
Detection: UV 220 nm

Fmoc Tryptophan

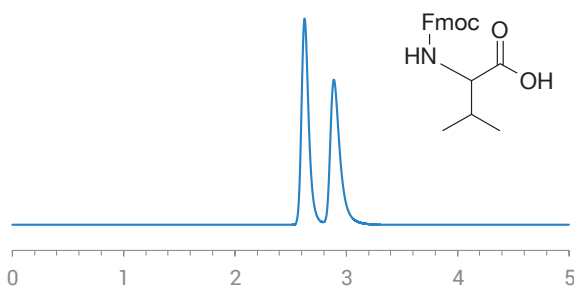


Retention (min): 3.04/3.46 (Peak1/Peak 2)
Resolution: 2.20

Method Conditions

Column: InfinityLab Poroshell 120 Chiral-T (10 cm x 4.6 mm, 2.7 μm)
Mobile phase: 60/40: Methanol/15 mM Ammonium Formate (pH 3.6)
Flow Rate: 0.5 mL/min
Temperature: Ambient (23 °C)
Injection Volume: 1.0 μL
Detection: UV 220 nm

Fmoc Valine

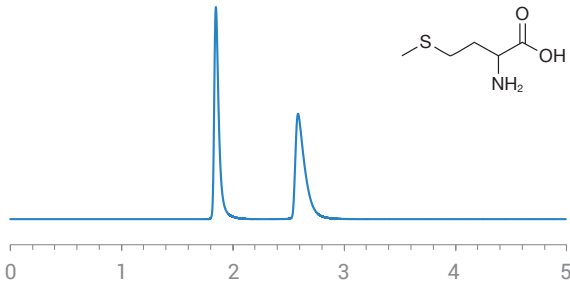


Retention (min): 2.63/2.89 (Peak1/Peak 2)
Resolution: 1.55

Method Conditions

Column: InfinityLab Poroshell 120 Chiral-T (10 cm x 4.6 mm, 2.7 μm)
Mobile phase: 60/40: Methanol/15 mM Ammonium Formate (pH 3.6)
Flow Rate: 0.5 mL/min
Temperature: Ambient (23 °C)
Injection Volume: 1.0 μL
Detection: UV 220 nm

Methionine

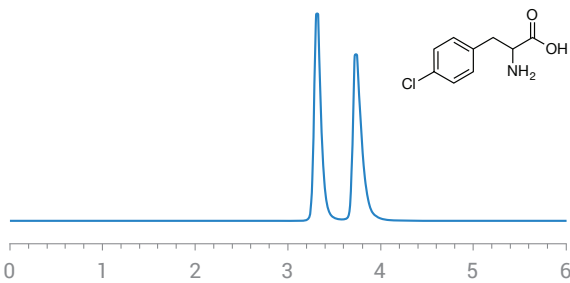


Retention (min): 1.85/2.59 (Peak1/Peak 2)
Resolution: 6.76

Method Conditions

Column: InfinityLab Poroshell 120 Chiral-T (10 cm x 4.6 mm, 2.7 µm)
Mobile phase: 60/40: Methanol/Water
Flow Rate: 0.8 mL/min
Temperature: Ambient (23 °C)
Injection Volume: 1.0 µL
Detection: UV 220 nm

p-chlorophenylalanine

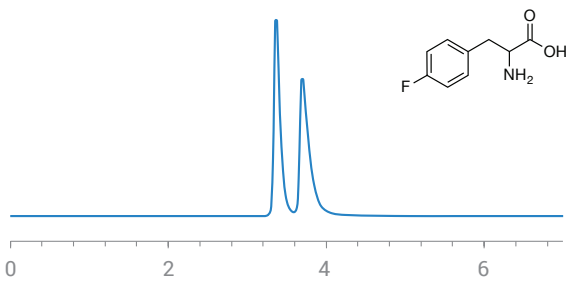


Retention (min): 3.31/3.73 (Peak1/Peak 2)
Resolution: 2.81

Method Conditions

Column: InfinityLab Poroshell 120 Chiral-T (10 cm x 4.6 mm, 2.7 µm)
Mobile phase: 30/70: Ethanol/50 mM Ammonium Formate (pH 3.6)
Flow Rate: 0.5 mL/min
Temperature: 45 °C
Injection Volume: 1.0 µL
Detection: UV 220 nm

p-fluorophenylalanine

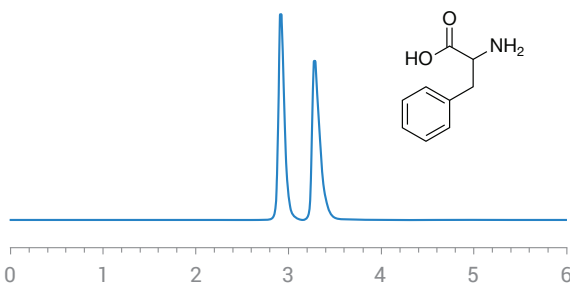


Retention (min): 3.37/3.70 (Peak1/Peak 2)
Resolution: 1.90

Method Conditions

Column: InfinityLab Poroshell 120 Chiral-T (10 cm x 4.6 mm, 2.7 µm)
Mobile phase: 30/70: Methanol/50 mM Ammonium Trifluoroacetate (pH 3.6)
Flow Rate: 0.5 mL/min
Temperature: Ambient (23 °C)
Injection Volume: 1.0 µL
Detection: UV 254 nm

Phenylalanine

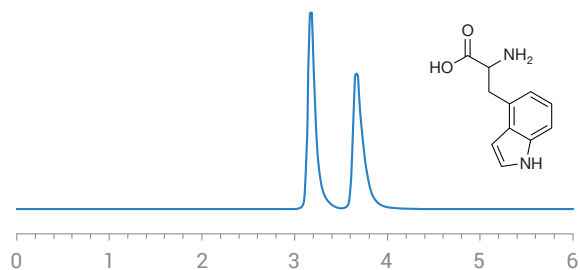


Retention (min): 2.92/3.29 (Peak1/Peak 2)
Resolution: 2.75

Method Conditions

Column: InfinityLab Poroshell 120 Chiral-T (10 cm x 4.6 mm, 2.7 µm)
Mobile phase: 30/70: Ethanol/50 mM Ammonium Formate (pH 3.6)
Flow Rate: 0.5 mL/min
Temperature: Ambient (23 °C)
Injection Volume: 1.0 µL
Detection: UV 220 nm

Tryptophan

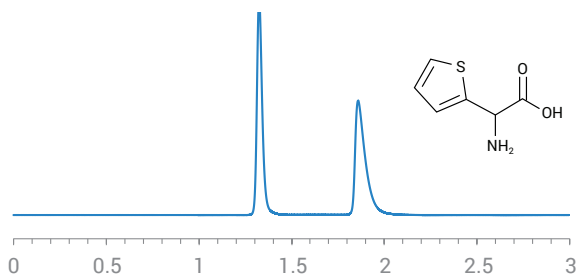


Retention (min): 3.17/3.66 (Peak1/Peak 2)
Resolution: 3.04

Method Conditions

Column: InfinityLab Poroshell 120 Chiral-T (10 cm x 4.6 mm, 2.7 μm)
Mobile phase: 30/70: Ethanol/50 mM Ammonium Formate (pH 3.6)
Flow Rate: 0.5 mL/min
Temperature: 45 °C
Injection Volume: 1.0 μL
Detection: UV 254 nm

α-amino-2-thiophenacetic acid

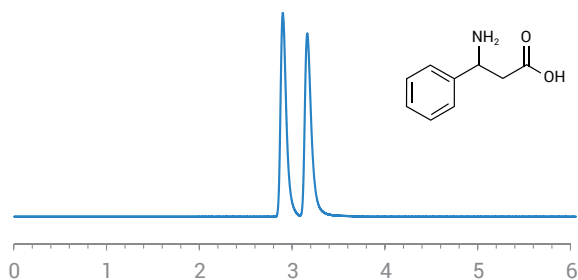


Retention (min): 1.33/1.86 (Peak1/Peak 2)
Resolution: 7.35

Method Conditions

Column: InfinityLab Poroshell 120 Chiral-T (10 cm x 4.6 mm, 2.7 μm)
Mobile phase: 30/70: Methanol/50 mM Ammonium Formate (pH 3.6)
Flow Rate: 1.0 mL/min
Temperature: 45 °C
Injection Volume: 1.0 μL
Detection: UV 254 nm

3-amino-3-phenylpropanoic acid

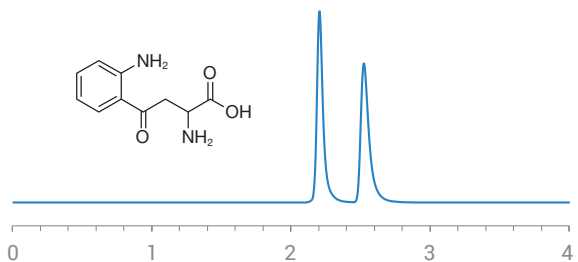


Retention (min): 2.90/3.16 (Peak1/Peak 2)
Resolution: 2.25

Method Conditions

Column: InfinityLab Poroshell 120 Chiral-V (10 cm x 4.6 mm, 2.7 μm)
Mobile phase: 90/10: Methanol/50 mM Ammonium Formate (pH 3.6)
Flow Rate: 0.5 mL/min
Temperature: 35 °C
Injection Volume: 1.0 μL
Detection: UV 210 nm

Kynurenine

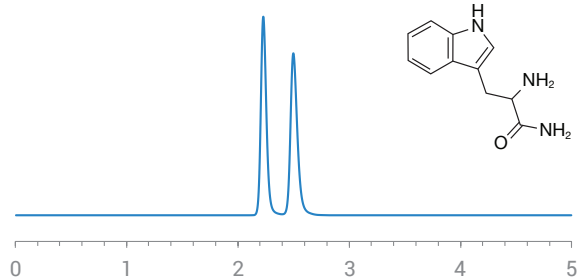


Retention (min): 2.21/2.54 (Peak1/Peak 2)
Resolution: 3.61

Method Conditions

Column: InfinityLab Poroshell 120 Chiral-V (15 cm x 4.6 mm, 2.7 μm)
Mobile phase: 30/70: Methanol/50 mM Ammonium Formate (pH 3.6)
Flow Rate: 1.0 mL/min
Temperature: 45 °C
Injection Volume: 1.0 μL
Detection: UV 230 nm

Tryptophanamide

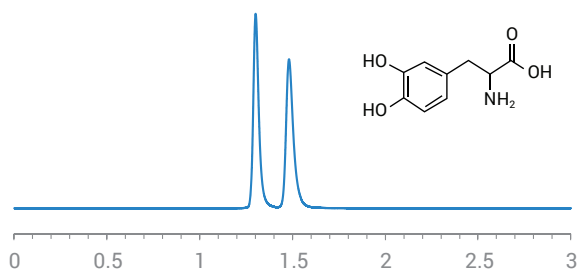


Retention (min): 2.23/2.50 (Peak1/Peak 2)
Resolution: 2.75

Method Conditions

Column: InfinityLab Poroshell 120 Chiral-V (10 cm x 4.6 mm, 2.7 μm)
Mobile phase: 90/10: Methanol/15 mM Ammonium Formate (pH 3.6)
Flow Rate: 1.0 mL/min
Temperature: Ambient (23 °C)
Injection Volume: 1.0 μL
Detection: UV 220 nm

3,4-dihydroxyphenylalanine (DOPA)

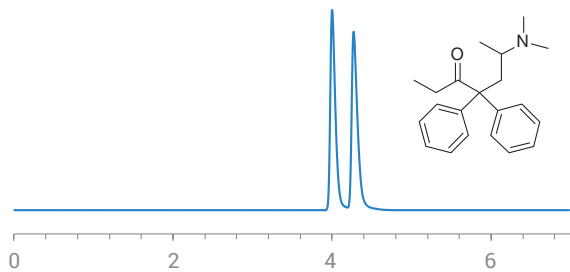


Retention (min): 1.30/1.48 (Peak1/Peak 2)
Resolution: 2.95

Method Conditions

Column: InfinityLab Poroshell 120 Chiral-T (10 cm x 4.6 mm, 2.7 μm)
Mobile phase: 30/70: Methanol/50 mM Ammonium Formate (pH 3.6)
Flow Rate: 1.0 mL/min
Temperature: 45 °C
Injection Volume: 1.0 μL
Detection: UV 230 nm

Methadone

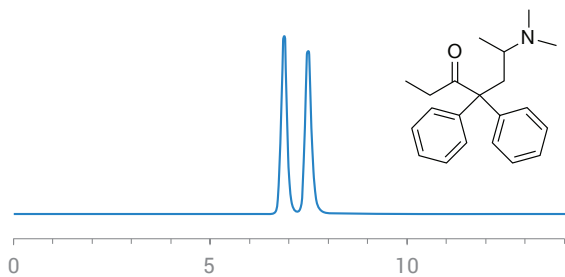


Retention (min): 4.00/4.27 (Peak1/Peak 2)
Resolution: 2.21

Method Conditions

Column: InfinityLab Poroshell 120 Chiral-CD (15 cm x 4.6 mm, 2.7 µm)
Mobile phase: 20/80: Acetonitrile/50 mM Ammonium Formate (pH 3.6)
Flow Rate: 0.7 mL/min
Temperature: 45 °C
Injection Volume: 1.0 µL
Detection: UV 230 nm

Methadone

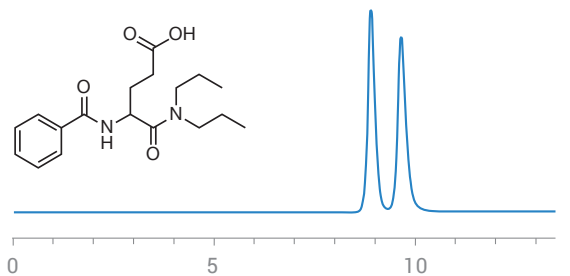


Retention (min): 6.88/7.49 (Peak1/Peak 2)
Resolution: 2.09

Method Conditions

Column: InfinityLab Poroshell 120 Chiral-V (10 cm x 4.6 mm, 2.7 µm)
Mobile phase: 90/10: Ethanol/15 mM Ammonium Formate (pH 3.6)
Flow Rate: 0.5 mL/min
Temperature: Ambient (23 °C)
Injection Volume: 1.0 µL
Detection: UV 254 nm

Proglumide

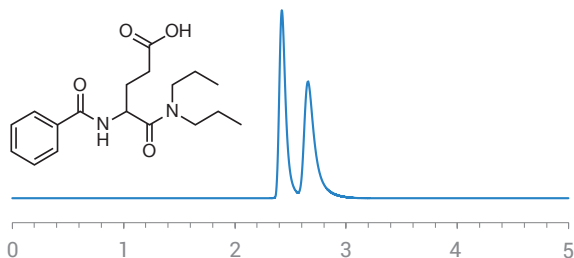


Retention (min): 8.90/9.65 (Peak1/Peak 2)
Resolution: 2.18

Method Conditions

Column: InfinityLab Poroshell 120 Chiral-T (10 cm x 4.6 mm, 2.7 µm)
Mobile phase: 30/70: Methanol/50 mM Ammonium Trifluoroacetate (pH 3.6)
Flow Rate: 0.3 mL/min
Temperature: 45 °C
Injection Volume: 1.0 µL
Detection: UV 220 nm

Proglumide

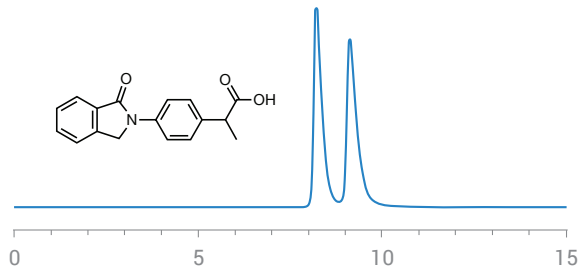


Retention (min): 2.42/2.66 (Peak1/Peak 2)
Resolution: 1.77

Method Conditions

Column: InfinityLab Poroshell 120 Chiral-V (10 cm x 4.6 mm, 2.7 µm)
Mobile phase: 60/40/0.3/0.2: Acetonitrile/Methanol/Acetic Acid/TEA
Flow Rate: 0.5 mL/min
Temperature: Ambient (23 °C)
Injection Volume: 1.0 µL
Detection: UV 220 nm

Indoprofen

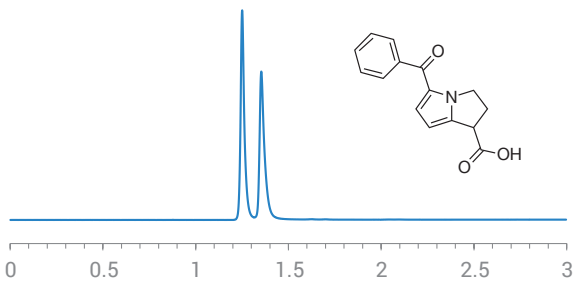


Retention (min): 8.22/9.13 (Peak1/Peak 2)
Resolution: 2.10

Method Conditions

Column: InfinityLab Poroshell 120 Chiral-T (10 cm x 4.6 mm, 2.7 µm)
Mobile phase: 30/70: Methanol/15 mM Ammonium Formate (pH 3.6)
Flow Rate: 0.5 mL/min
Temperature: 15 °C
Injection Volume: 1.0 µL
Detection: UV 254 nm

Ketorolac

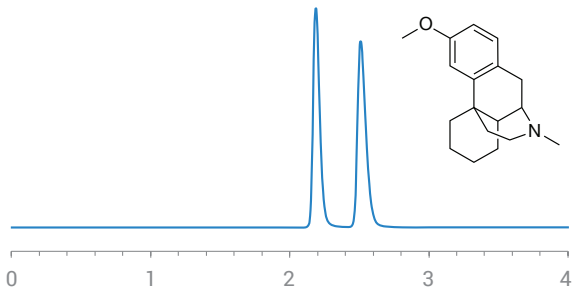


Retention (min): 1.25/1.35 (Peak1/Peak 2)
Resolution: 2.68

Method Conditions

Column: InfinityLab Poroshell 120 Chiral-T (10 cm x 4.6 mm, 2.7 µm)
Mobile phase: 100/0.3 wt %: Methanol/Ammonium Trifluoroacetate
Flow Rate: 1.0 mL/min
Temperature: 45 °C
Injection Volume: 1.0 µL
Detection: UV 220 nm

Methorphan

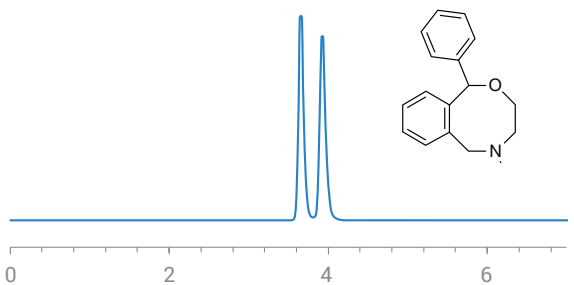


Retention (min): 2.19/2.51 (Peak1/Peak 2)
Resolution: 3.34

Method Conditions

Column: InfinityLab Poroshell 120 Chiral-V (10 cm x 4.6 mm, 2.7 µm)
Mobile phase: 80/20: Methanol/15 mM Ammonium Formate (pH 3.6)
Flow Rate: 1.0 mL/min
Temperature: Ambient (23 °C)
Injection Volume: 1.0 µL
Detection: UV 220 nm

Nefopam

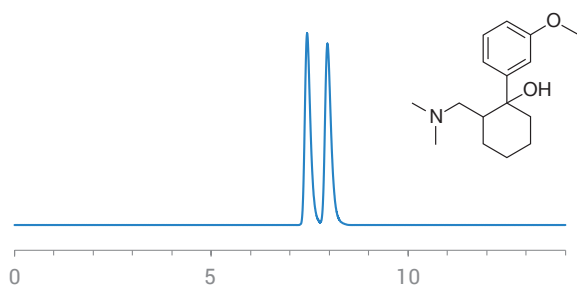


Retention (min): 3.66/3.93 (Peak1/Peak 2)
Resolution: 2.10

Method Conditions

Column: InfinityLab Poroshell 120 Chiral-V (10 cm x 4.6 mm, 2.7 µm)
Mobile phase: 100/0.1 wt %: Methanol/Ammonium Trifluoroacetate
Flow Rate: 0.7 mL/min
Temperature: 45 °C
Injection Volume: 1.0 µL
Detection: UV 220 nm

Tramadol

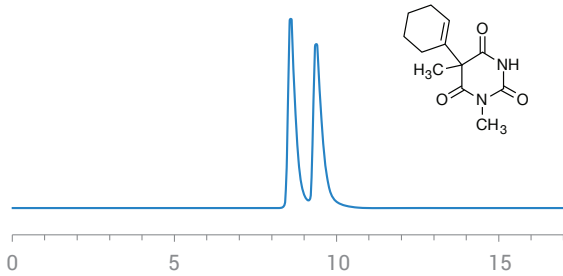


Retention (min): 7.44/7.95 (Peak1/Peak 2)
Resolution: 1.90

Method Conditions

Column: InfinityLab Poroshell 120 Chiral-V (15 cm x 4.6 mm, 2.7 μ m)
Mobile phase: 30/70: Methanol/50 mM Ammonium Formate (pH 3.6)
Flow Rate: 0.3 mL/min
Temperature: 45 $^{\circ}$ C
Injection Volume: 1.0 μ L
Detection: UV 230 nm

Hexobarbital

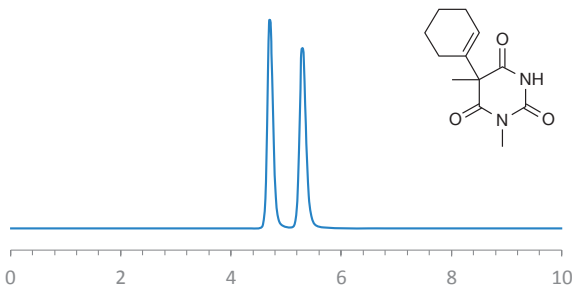


Retention (min): 4.63/4.99 (Peak1/Peak 2)
Resolution: 1.54

Method Conditions

Column: InfinityLab Poroshell 120 Chiral-T (10 cm x 4.6 mm, 2.7 μ m)
Mobile phase: 30/70: Methanol/15 mM Ammonium Formate (pH 3.6)
Flow Rate: 0.5 mL/min
Temperature: Ambient (23 $^{\circ}$ C)
Injection Volume: 1.0 μ L
Detection: UV 220 nm

Hexobarbital

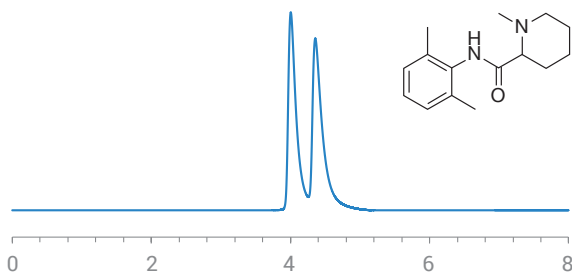


Retention (min): 4.70/5.29 (Peak1/Peak 2)
Resolution: 2.92

Method Conditions

Column: InfinityLab Poroshell 120 Chiral-V (10 cm x 4.6 mm, 2.7 μ m)
Mobile phase: 30/70: Methanol/15 mM Ammonium Formate (pH 3.6)
Flow Rate: 0.5 mL/min
Temperature: Ambient (23 $^{\circ}$ C)
Injection Volume: 1.0 μ L
Detection: UV 220 nm

Mepivacaine

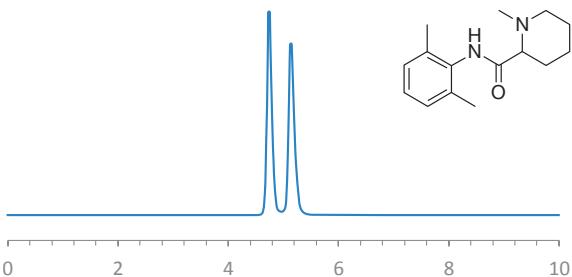


Retention (min): 4.01/4.36 (Peak1/Peak 2)
Resolution: 1.42

Method Conditions

Column: InfinityLab Poroshell 120 Chiral-T (10 cm x 4.6 mm, 2.7 μ m)
Mobile phase: 100/0.2/0.05: Methanol/Acetic Acid/Ammonium Hydroxide
Flow Rate: 1.0 mL/min
Temperature: Ambient (23 $^{\circ}$ C)
Injection Volume: 1.0 μ L
Detection: UV 220 nm

Mepivacaine

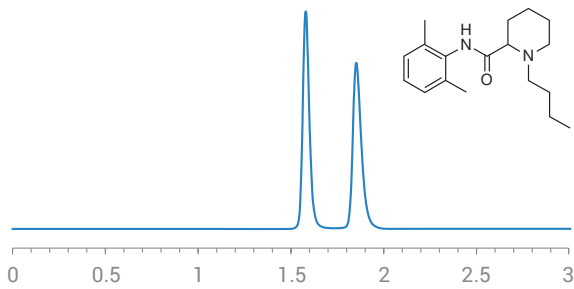


Retention (min): 4.75/5.14 (Peak1/Peak 2)
Resolution: 2.25

Method Conditions

Column: InfinityLab Poroshell 120 Chiral-V (10 cm x 4.6 mm, 2.7 μ m)
Mobile phase: 90/10: Methanol/15 mM Ammonium Formate (pH 3.6)
Flow Rate: 0.5 mL/min
Temperature: 30 $^{\circ}$ C
Injection Volume: 1.0 μ L
Detection: UV 220 nm

Bupivacaine

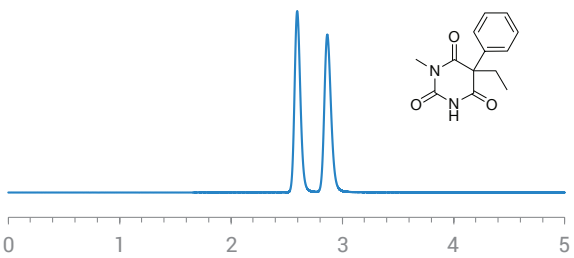


Retention (min): 1.58/1.85 (Peak1/Peak 2)
Resolution: 3.76

Method Conditions

Column: InfinityLab Poroshell 120 Chiral-V (10 cm x 4.6 mm, 2.7 µm)
Mobile phase: 100/0.1 wt %: Methanol/Ammonium Trifluoroacetate
Flow Rate: 1.0 mL/min
Temperature: Ambient (23 °C)
Injection Volume: 1.0 µL
Detection: UV 220 nm

Mephobarbital

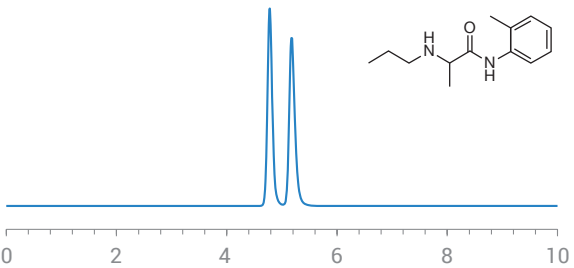


Retention (min): 2.60/2.87 (Peak1/Peak 2)
Resolution: 2.63

Method Conditions

Column: InfinityLab Poroshell 120 Chiral-V (10 cm x 4.6 mm, 2.7 µm)
Mobile phase: 30/70: Methanol/15 mM Ammonium Formate (pH 3.6)
Flow Rate: 1.0 mL/min
Temperature: 45 °C
Injection Volume: 1.0 µL
Detection: UV 220 nm

Prilocaine



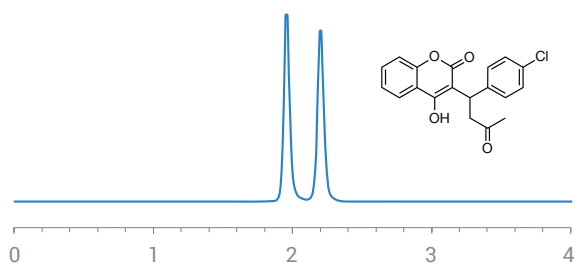
Retention (min): 4.78/5.18 (Peak1/Peak 2)
Resolution: 2.31

Method Conditions

Column: InfinityLab Poroshell 120 Chiral-V (10 cm x 4.6 mm, 2.7 µm)
Mobile phase: 100/0.2/0.1: Methanol/Acetic Acid/Triethylamine
Flow Rate: 0.5 mL/min
Temperature: Ambient (23 °C)
Injection Volume: 1.0 µL
Detection: UV 230 nm

Anticoagulants

Coumachlor

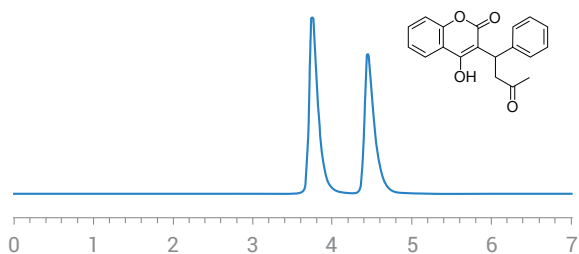


Retention (min): 1.96/2.20 (Peak1/Peak 2)
Resolution: 3.06

Method Conditions

Column: InfinityLab Poroshell 120 Chiral-T (10 cm x 4.6 mm, 2.7 μ m)
Mobile phase: 30/70: Acetonitrile/15 mM Ammonium Acetate (pH 3.6)
Flow Rate: 1.0 mL/min
Temperature: 45 $^{\circ}$ C
Injection Volume: 1.0 μ L
Detection: UV 220 nm

Warfarin

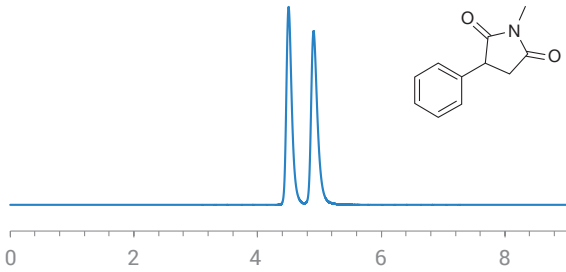


Retention (min): 3.75/4.45 (Peak1/Peak 2)
Resolution: 3.38

Method Conditions

Column: InfinityLab Poroshell 120 Chiral-T (10 cm x 4.6 mm, 2.7 μ m)
Mobile phase: 30/70: Methanol/50 mM Ammonium Formate (pH 3.6)
Flow Rate: 1.0 mL/min
Temperature: 45 $^{\circ}$ C
Injection Volume: 1.0 μ L
Detection: UV 230 nm

Phensuximide

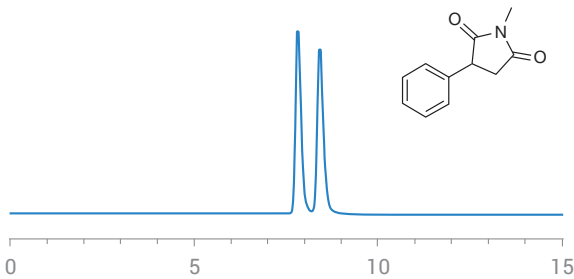


Retention (min): 4.50/4.91 (Peak1/Peak 2)
Resolution: 2.37

Method Conditions

Column: InfinityLab Poroshell 120 Chiral-T (10 cm x 4.6 mm, 2.7 μm)
Mobile phase: 30/70: Methanol/15 mM Ammonium Formate (pH 3.6)
Flow Rate: 0.5 mL/min
Temperature: Ambient (23 °C)
Injection Volume: 0.5 μL
Detection: UV 220 nm

Phensuximide

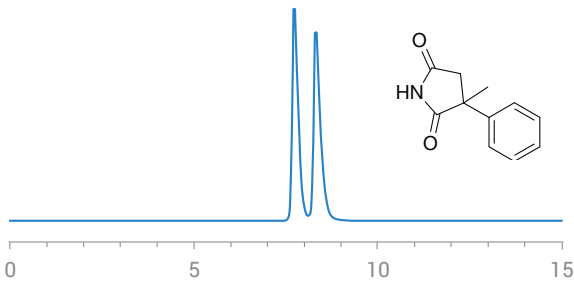


Retention (min): 7.83/8.43 (Peak1/Peak 2)
Resolution: 2.04

Method Conditions

Column: InfinityLab Poroshell 120 Chiral-V (10 cm x 4.6 mm, 2.7 μm)
Mobile phase: 30/70: Methanol/15 mM Ammonium Formate (pH 3.6)
Flow Rate: 0.3 mL/min
Temperature: Ambient (23 °C)
Injection Volume: 1.0 μL
Detection: UV 230 nm

α-methyl-α-phenylsuccinimide



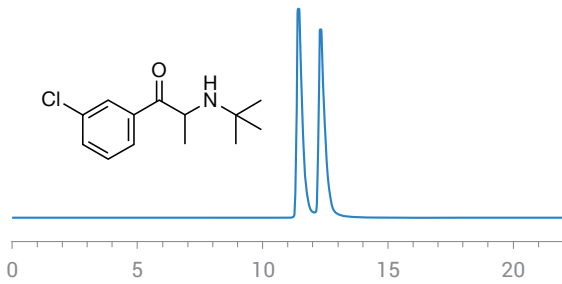
Retention (min): 7.73/8.32 (Peak1/Peak 2)
Resolution: 1.92

Method Conditions

Column: InfinityLab Poroshell 120 Chiral-T (10 cm x 4.6 mm, 2.7 μm)
Mobile phase: 30/70: Methanol/50 mM Ammonium Formate (pH 3.6)
Flow Rate: 0.3 mL/min
Temperature: 25 °C
Injection Volume: 1.0 μL
Detection: UV 230 nm

Antidepressants

Bupropion

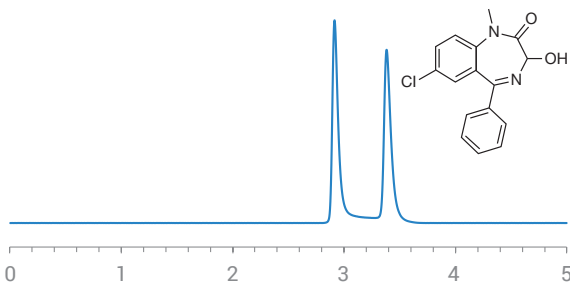


Retention (min): 4.63/4.99 (Peak1/Peak 2)
Resolution: 1.54

Method Conditions

Column: InfinityLab Poroshell 120 Chiral-CD (10 cm x 4.6 mm, 2.7 μ m)
Mobile phase: 30/70: Methanol/15 mM Ammonium Formate (pH 3.6)
Flow Rate: 0.5 mL/min
Temperature: Ambient (23 $^{\circ}$ C)
Injection Volume: 1.0 μ L
Detection: UV 220 nm

Temazepam

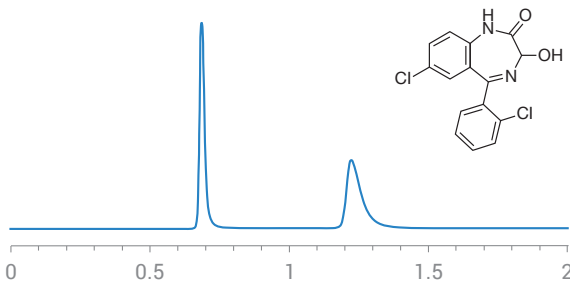


Retention (min): 2.92/3.38 (Peak1/Peak 2)
Resolution: 4.63

Method Conditions

Column: InfinityLab Poroshell 120 Chiral-CD (15 cm x 4.6 mm, 2.7 μ m)
Mobile phase: 20/80: Acetonitrile/50 mM Ammonium Formate (pH 3.6)
Flow Rate: 1.0 mL/min
Temperature: Ambient (23 $^{\circ}$ C)
Injection Volume: 1.0 μ L
Detection: UV 230 nm

Lorazepam

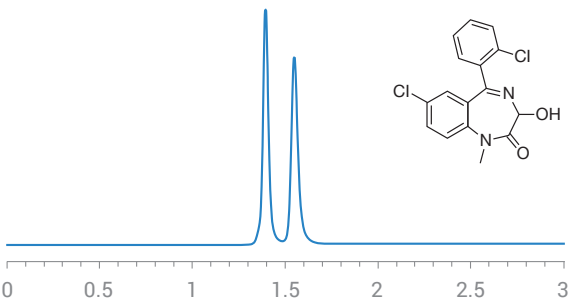


Retention (min): 0.69/1.22 (Peak1/Peak 2)
Resolution: 8.65

Method Conditions

Column: InfinityLab Poroshell 120 Chiral-T (10 cm x 4.6 mm, 2.7 μ m)
Mobile phase: 100: Methanol
Flow Rate: 2.0 mL/min
Temperature: Ambient (23 $^{\circ}$ C)
Injection Volume: 1.0 μ L
Detection: UV 220 nm

Lormetazepam



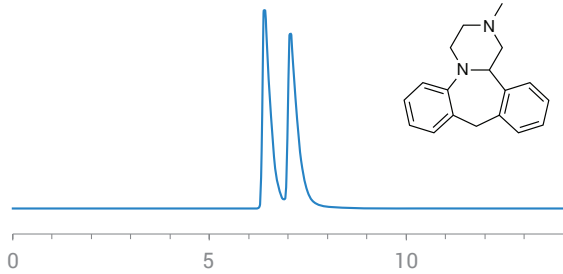
Retention (min): 1.40/1.55 (Peak1/Peak 2)
Resolution: 2.71

Method Conditions

Column: InfinityLab Poroshell 120 Chiral-T (10 cm x 4.6 mm, 2.7 μ m)
Mobile phase: 100: Methanol
Flow Rate: 1.0 mL/min
Temperature: 10 $^{\circ}$ C
Injection Volume: 1.0 μ L
Detection: UV 220 nm

Antidepressants

Mianserin

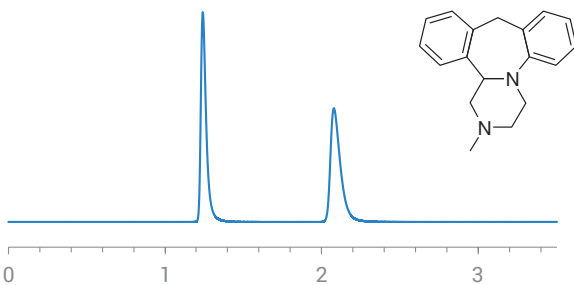


Retention (min): 6.41/7.06 (Peak1/Peak 2)
Resolution: 1.50

Method Conditions

Column: InfinityLab Poroshell 120 Chiral-T (10 cm x 4.6 mm, 2.7 µm)
Mobile phase: 100/0.1 wt %: Methanol/Ammonium Trifluoroacetate
Flow Rate: 1.0 mL/min
Temperature: Ambient (23 °C)
Injection Volume: 1.0 µL
Detection: UV 254 nm

Mianserin

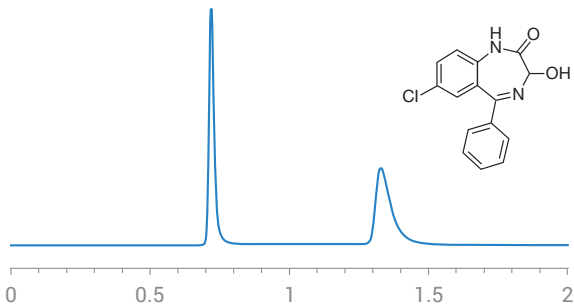


Retention (min): 1.24/2.08 (Peak1/Peak 2)
Resolution: 9.77

Method Conditions

Column: InfinityLab Poroshell 120 Chiral-V (10 cm x 4.6 mm, 2.7 µm)
Mobile phase: 100/0.1 wt %: Methanol/Ammonium Trifluoroacetate
Flow Rate: 2.0 mL/min
Temperature: 45 °C
Injection Volume: 1.0 µL
Detection: UV 230 nm

Oxazepam

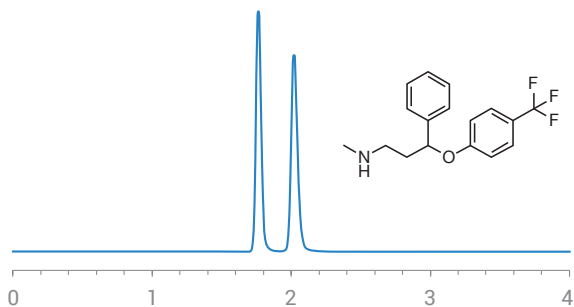


Retention (min): 0.72/1.33 (Peak1/Peak 2)
Resolution: 9.49

Method Conditions

Column: InfinityLab Poroshell 120 Chiral-T (10 cm x 4.6 mm, 2.7 µm)
Mobile phase: 100: Methanol
Flow Rate: 2.0 mL/min
Temperature: Ambient (23 °C)
Injection Volume: 1.0 µL
Detection: UV 220 nm

Fluoxetine



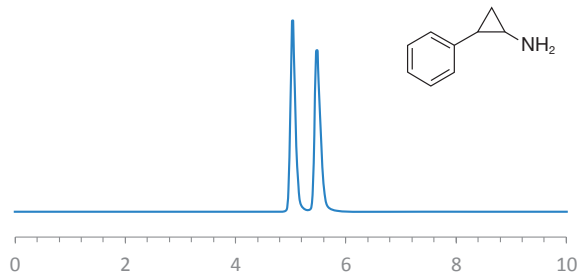
Retention (min): 1.76/2.02 (Peak1/Peak 2)
Resolution: 3.46

Method Conditions

Column: InfinityLab Poroshell 120 Chiral-V (10 cm x 4.6 mm, 2.7 µm)
Mobile phase: 100/0.1 wt %: Methanol/Ammonium Trifluoroacetate
Flow Rate: 1.0 mL/min
Temperature: Ambient (23 °C)
Injection Volume: 1.0 µL
Detection: UV 220 nm

Antidepressants

Tranlycypromine

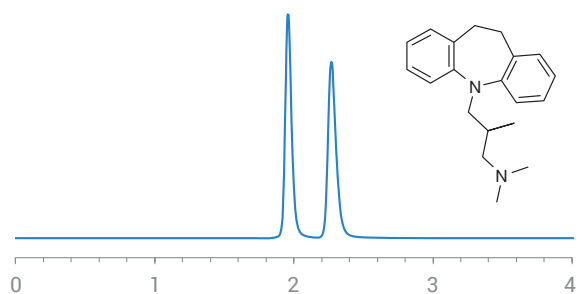


Retention (min): 5.04/5.48 (Peak1/Peak 2)
Resolution: 2.53

Method Conditions

Column: InfinityLab Poroshell 120 Chiral-V (10 cm x 4.6 mm, 2.7 μ m)
Mobile phase: 90/10: Methanol/15 mM Ammonium Formate (pH 3.6)
Flow Rate: 0.5 mL/min
Temperature: 30 $^{\circ}$ C
Injection Volume: 1.0 μ L
Detection: UV 220 nm

Trimipramine

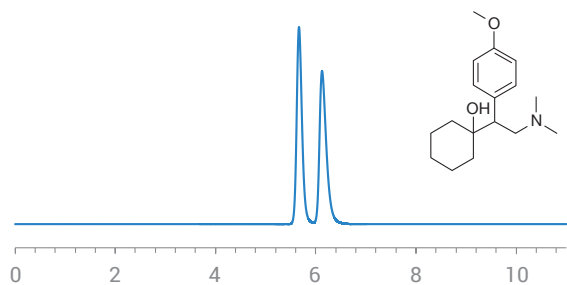


Retention (min): 1.95/2.27 (Peak1/Peak 2)
Resolution: 3.37

Method Conditions

Column: InfinityLab Poroshell 120 Chiral-V (10 cm x 4.6 mm, 2.7 μ m)
Mobile phase: 100/0.1 wt %: Methanol/Ammonium Trifluoroacetate
Flow Rate: 1.0 mL/min
Temperature: Ambient (23 $^{\circ}$ C)
Injection Volume: 1.0 μ L
Detection: UV 220 nm

Venlafaxine

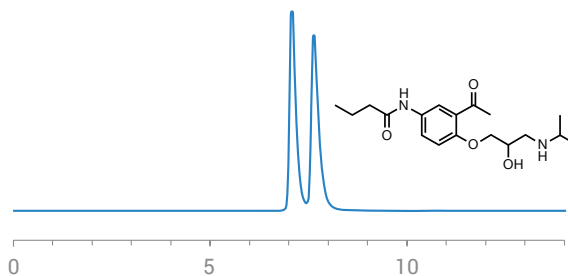


Retention (min): 5.67/6.13 (Peak1/Peak 2)
Resolution: 2.12

Method Conditions

Column: InfinityLab Poroshell 120 Chiral-V (10 cm x 4.6 mm, 2.7 μ m)
Mobile phase: 100/0.2/0.1: Methanol/Acetic Acid/Triethylamine
Flow Rate: 0.5 mL/min
Temperature: Ambient (23 $^{\circ}$ C)
Injection Volume: 1.0 μ L
Detection: UV 230 nm

Acebutolol

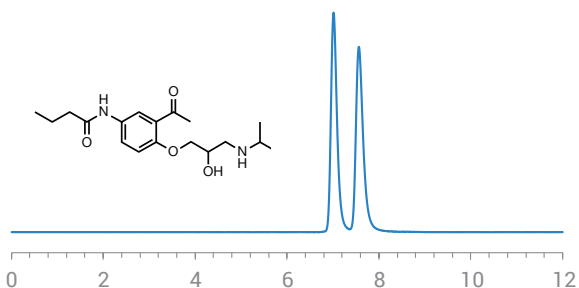


Retention (min): 7.08/7.63 (Peak1/Peak 2)
Resolution: 1.76

Method Conditions

Column: InfinityLab Poroshell 120 Chiral-T (10 cm x 4.6 mm, 2.7 μ m)
Mobile phase: 100/0.2/0.05: Methanol/Acetic Acid/Ammonium Hydroxide
Flow Rate: 1.0 mL/min
Temperature: Ambient (23 $^{\circ}$ C)
Injection Volume: 1.0 μ L
Detection: UV 220 nm

Acebutolol

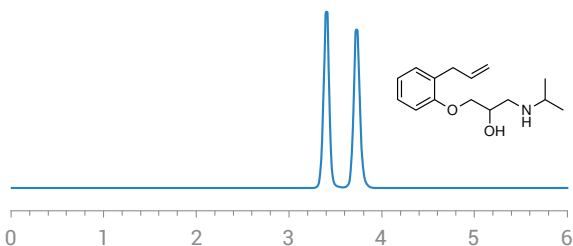


Retention (min): 7.01/7.56 (Peak1/Peak 2)
Resolution: 2.12

Method Conditions

Column: InfinityLab Poroshell 120 Chiral-V (15 cm x 4.6 mm, 2.7 μ m)
Mobile phase: 100/0.2/0.1: Methanol/Acetic Acid/Triethylamine
Flow Rate: 0.5 mL/min
Temperature: Ambient (23 $^{\circ}$ C)
Injection Volume: 1.0 μ L
Detection: UV 230 nm

Alprenolol

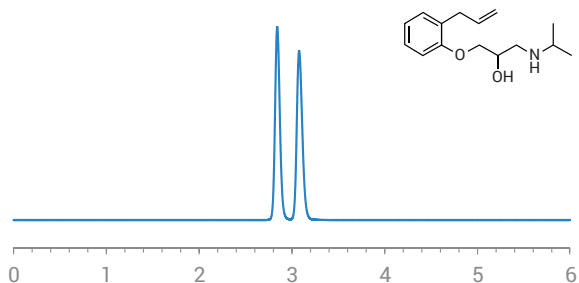


Retention (min): 3.40/3.73 (Peak1/Peak 2)
Resolution: 2.78

Method Conditions

Column: InfinityLab Poroshell 120 Chiral-T (10 cm x 4.6 mm, 2.7 μ m)
Mobile phase: 60/40/0.3/0.2: Acetonitrile/Methanol/Acetic Acid/TEA
Flow Rate: 1.0 mL/min
Temperature: Ambient (23 $^{\circ}$ C)
Injection Volume: 1.0 μ L
Detection: UV 230 nm

Alprenolol



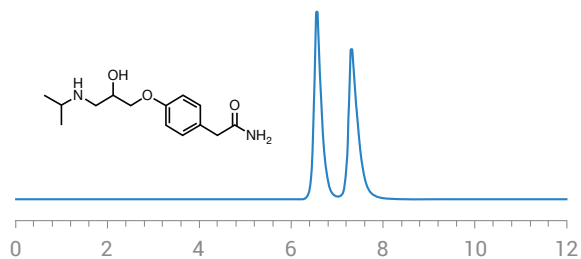
Retention (min): 2.84/3.08 (Peak1/Peak 2)
Resolution: 2.31

Method Conditions

Column: InfinityLab Poroshell 120 Chiral-V (10 cm x 4.6 mm, 2.7 μ m)
Mobile phase: 100/0.2/0.05: Methanol/Acetic Acid/Ammonium Hydroxide
Flow Rate: 0.8 mL/min
Temperature: Ambient (23 $^{\circ}$ C)
Injection Volume: 1.0 μ L
Detection: UV 230 nm

Beta blockers

Atenolol

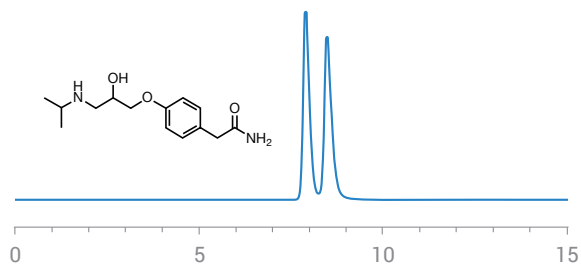


Retention (min): 6.56/7.31 (Peak1/Peak 2)
Resolution: 2.46

Method Conditions

Column: InfinityLab Poroshell 120 Chiral-T (10 cm x 4.6 mm, 2.7 μ m)
Mobile phase: 100/0.2/0.1: Methanol/Acetic Acid/Triethylamine
Flow Rate: 1.0 mL/min
Temperature: Ambient (23 $^{\circ}$ C)
Injection Volume: 1.0 μ L
Detection: UV 220 nm

Atenolol

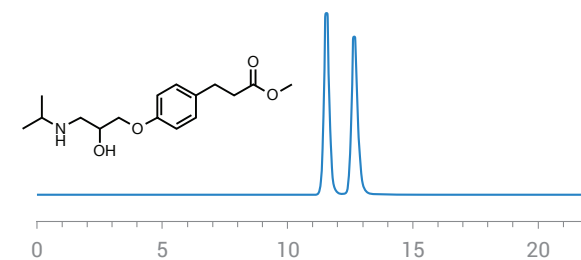


Retention (min): 7.91/8.49 (Peak1/Peak 2)
Resolution: 1.76

Method Conditions

Column: InfinityLab Poroshell 120 Chiral-V (10 cm x 4.6 mm, 2.7 μ m)
Mobile phase: 100/0.2/0.05: Methanol/Acetic Acid/Ammonium Hydroxide
Flow Rate: 0.5 mL/min
Temperature: Ambient (23 $^{\circ}$ C)
Injection Volume: 1.0 μ L
Detection: UV 220 nm

Esmolol

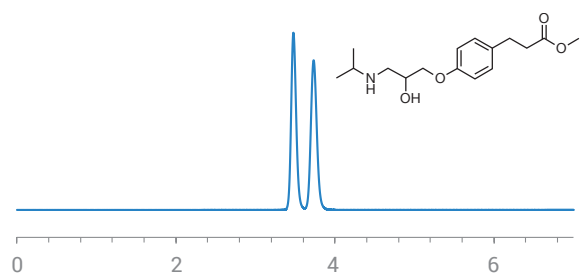


Retention (min): 11.55 /12.66 (Peak1/Peak 2)
Resolution: 2.70

Method Conditions

Column: InfinityLab Poroshell 120 Chiral-T (10 cm x 4.6 mm, 2.7 μ m)
Mobile phase: 100/0.1 wt %: Methanol/Ammonium Formate
Flow Rate: 0.3 mL/min
Temperature: Ambient (23 $^{\circ}$ C)
Injection Volume: 1.0 μ L
Detection: UV 220 nm

Esmolol

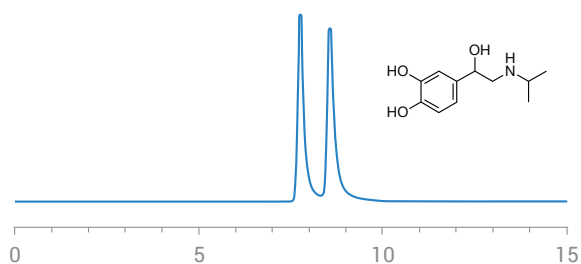


Retention (min): 3.48/3.73 (Peak1/Peak 2)
Resolution: 2.02

Method Conditions

Column: InfinityLab Poroshell 120 Chiral-V (10 cm x 4.6 mm, 2.7 μ m)
Mobile phase: 100/0.2/0.05: Methanol/Acetic Acid/Ammonium Hydroxide
Flow Rate: 0.7 mL/min
Temperature: Ambient (23 $^{\circ}$ C)
Injection Volume: 1.0 μ L
Detection: UV 220 nm

Isoproterenol

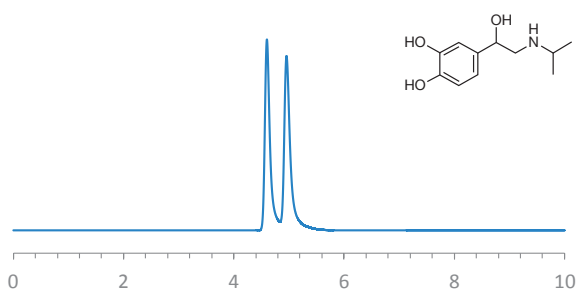


Retention (min): 7.76/8.56 (Peak1/Peak 2)
Resolution: 2.70

Method Conditions

Column: InfinityLab Poroshell 120 Chiral-T (10 cm x 4.6 mm, 2.7 µm)
Mobile phase: 100/0.2/0.1: Methanol/Trifluoroacetate/Ammonium Hydroxide
Flow Rate: 0.7 mL/min
Temperature: 45 °C
Injection Volume: 1.0 µL
Detection: UV 230 nm

Isoproterenol

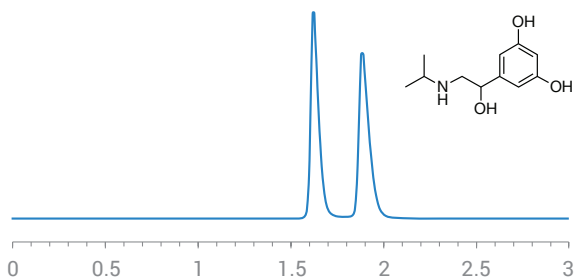


Retention (min): 4.60/4.96 (Peak1/Peak 2)
Resolution: 1.0

Method Conditions

Column: InfinityLab Poroshell 120 Chiral-V (10 cm x 4.6 mm, 2.7 µm)
Mobile phase: 100/0.2/0.05: Methanol/Acetic Acid/Ammonium Hydroxide
Flow Rate: 0.5 mL/min
Temperature: Ambient (23 °C)
Injection Volume: 1.0 µL
Detection: UV 220 nm

Metaproterenol

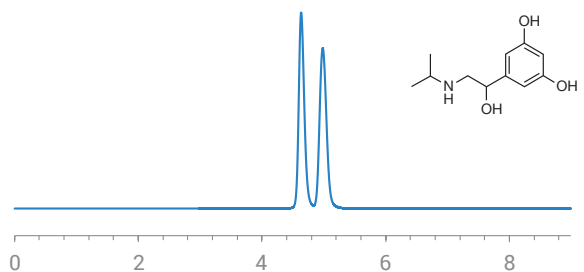


Retention (min): 1.62/1.89 (Peak1/Peak 2)
Resolution: 3.01

Method Conditions

Column: InfinityLab Poroshell 120 Chiral-T (10 cm x 4.6 mm, 2.7 µm)
Mobile phase: 60/40/0.3/0.2: Acetonitrile/Methanol/Acetic Acid/TEA
Flow Rate: 3.5 mL/min
Temperature: 45 °C
Injection Volume: 1.0 µL
Detection: UV 230 nm

Metaproterenol



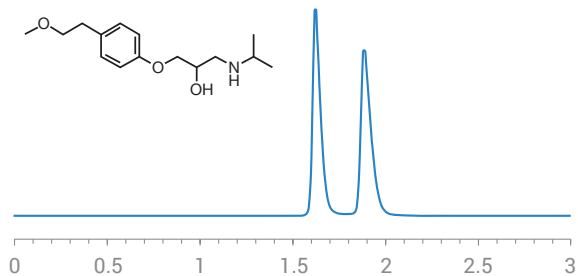
Retention (min): 4.63/4.98 (Peak1/Peak 2)
Resolution: 1.89

Method Conditions

Column: InfinityLab Poroshell 120 Chiral-V (10 cm x 4.6 mm, 2.7 µm)
Mobile phase: 100/0.2/0.05: Methanol/Acetic Acid/Ammonium Hydroxide
Flow Rate: 0.5 mL/min
Temperature: Ambient (23 °C)
Injection Volume: 1.0 µL
Detection: UV 230 nm

Beta blockers

Metoprolol

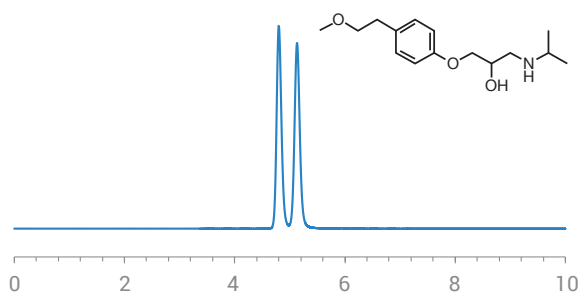


Retention (min): 1.62/1.89 (Peak1/Peak 2)
Resolution: 3.01

Method Conditions

Column: InfinityLab Poroshell 120 Chiral-T (10 cm x 4.6 mm, 2.7 µm)
Mobile phase: 60/40/0.3/0.2: Acetonitrile/Methanol/Acetic Acid/TEA
Flow Rate: 3.5 mL/min
Temperature: 45 °C
Injection Volume: 1.0 µL
Detection: UV 230 nm

Metoprolol

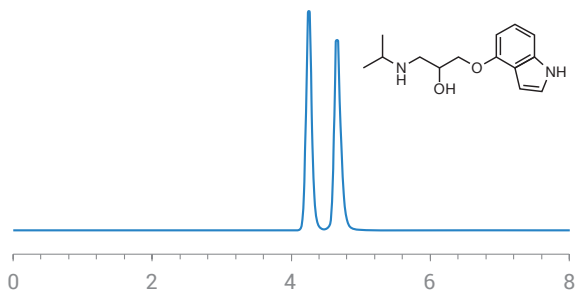


Retention (min): 4.80/5.13 (Peak1/Peak 2)
Resolution: 1.99

Method Conditions

Column: InfinityLab Poroshell 120 Chiral-V (10 cm x 4.6 mm, 2.7 µm)
Mobile phase: 100/0.2/0.05: Methanol/Acetic Acid/Ammonium Hydroxide
Flow Rate: 0.3 mL/min
Temperature: Ambient (23 °C)
Injection Volume: 1.0 µL
Detection: UV 220 nm

Pindolol

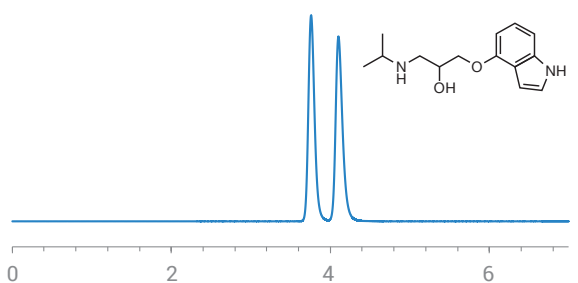


Retention (min): 4.25/4.66 (Peak1/Peak 2)
Resolution: 2.56

Method Conditions

Column: InfinityLab Poroshell 120 Chiral-T (10 cm x 4.6 mm, 2.7 µm)
Mobile phase: 60/40/0.3/0.2: Acetonitrile/Methanol/Acetic Acid/TEA
Flow Rate: 1.0 mL/min
Temperature: Ambient (23 °C)
Injection Volume: 1.0 µL
Detection: UV 230 nm

Pindolol



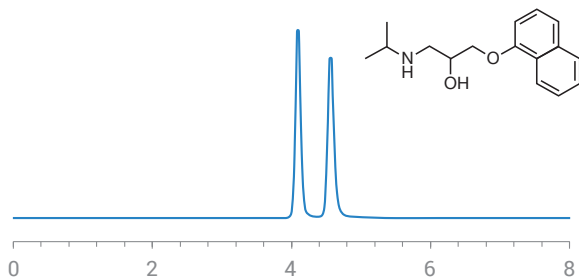
Retention (min): 3.76/4.01 (Peak1/Peak 2)
Resolution: 2.33

Method Conditions

Column: InfinityLab Poroshell 120 Chiral-V (10 cm x 4.6 mm, 2.7 µm)
Mobile phase: 100/0.2/0.05: Methanol/Acetic Acid/Ammonium Hydroxide
Flow Rate: 0.7 mL/min
Temperature: Ambient (23 °C)
Injection Volume: 1.0 µL
Detection: UV 230 nm

Beta blockers

Propranolol

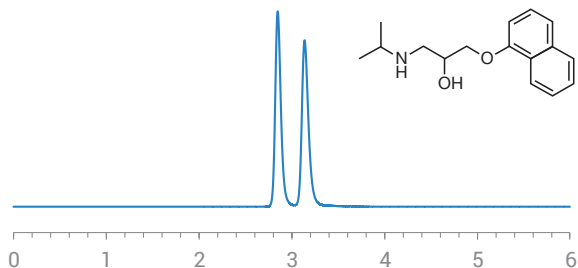


Retention (min): 4.09/4.56 (Peak1/Peak 2)
Resolution: 3.11

Method Conditions

Column: InfinityLab Poroshell 120 Chiral-T (10 cm x 4.6 mm, 2.7 μ m)
Mobile phase: 60/40/0.3/0.2: Acetonitrile/Methanol/Acetic Acid/TEA
Flow Rate: 1.0 mL/min
Temperature: Ambient (23 $^{\circ}$ C)
Injection Volume: 1.0 μ L
Detection: UV 230 nm

Propranolol

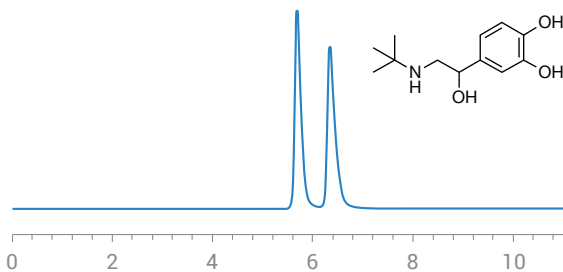


Retention (min): 2.85/3.14 (Peak1/Peak 2)
Resolution: 2.45

Method Conditions

Column: InfinityLab Poroshell 120 Chiral-V (10 cm x 4.6 mm, 2.7 μ m)
Mobile phase: 100/0.2/0.05: Methanol/Acetic Acid/Ammonium Hydroxide
Flow Rate: 1.0 mL/min
Temperature: Ambient (23 $^{\circ}$ C)
Injection Volume: 1.0 μ L
Detection: UV 230 nm

Salbutamol

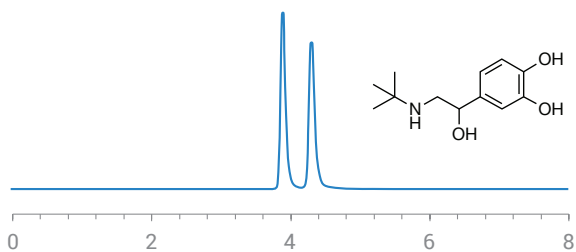


Retention (min): 5.69/6.34 (Peak1/Peak 2)
Resolution: 2.66

Method Conditions

Column: InfinityLab Poroshell 120 Chiral-T (10 cm x 4.6 mm, 2.7 μ m)
Mobile phase: 60/40/0.3/0.2: Acetonitrile/Methanol/Acetic Acid/TEA
Flow Rate: 1.0 mL/min
Temperature: 45 $^{\circ}$ C
Injection Volume: 1.0 μ L
Detection: UV 230 nm

Salbutamol

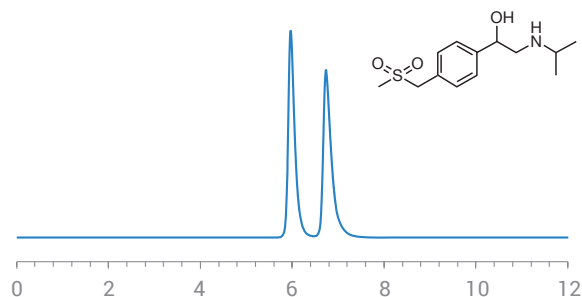


Retention (min): 3.89/4.30 (Peak1/Peak 2)
Resolution: 2.90

Method Conditions

Column: InfinityLab Poroshell 120 Chiral-V (10 cm x 4.6 mm, 2.7 μ m)
Mobile phase: 100/0.2/0.05: Methanol/Acetic Acid/Ammonium Hydroxide
Flow Rate: 0.5 mL/min
Temperature: Ambient (23 $^{\circ}$ C)
Injection Volume: 1.0 μ L
Detection: UV 220 nm

Sotalol

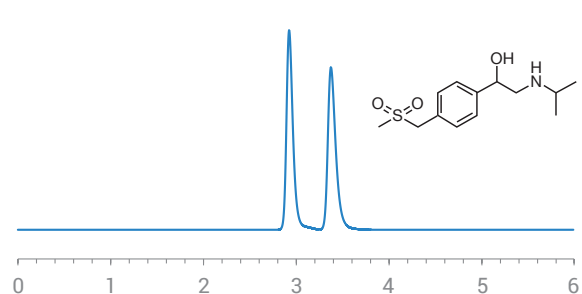


Retention (min): 5.97/6.73 (Peak1/Peak 2)
Resolution: 2.77

Method Conditions

Column: InfinityLab Poroshell 120 Chiral-T (10 cm x 4.6 mm, 2.7 µm)
Mobile phase: 60/40/0.3/0.2: Acetonitrile/Methanol/Acetic Acid/TEA
Flow Rate: 1.0 mL/min
Temperature: Ambient (23 °C)
Injection Volume: 1.0 µL
Detection: UV 220 nm

Sotalol

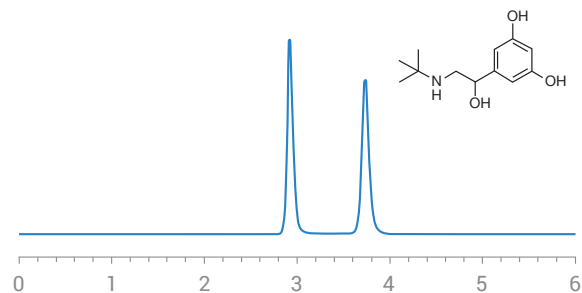


Retention (min): 2.93/3.38 (Peak1/Peak 2)
Resolution: 3.28

Method Conditions

Column: InfinityLab Poroshell 120 Chiral-V (10 cm x 4.6 mm, 2.7 µm)
Mobile phase: 100/0.2/0.05: Methanol/Acetic Acid/Ammonium Hydroxide
Flow Rate: 1.0 mL/min
Temperature: Ambient (23 °C)
Injection Volume: 1.0 µL
Detection: UV 230 nm

Terbutaline

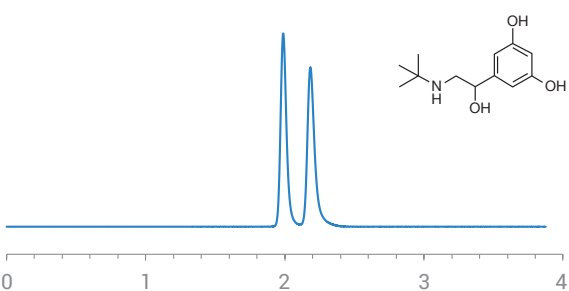


Retention (min): 2.92/3.74 (Peak1/Peak 2)
Resolution: 6.48

Method Conditions

Column: InfinityLab Poroshell 120 Chiral-T (10 cm x 4.6 mm, 2.7 µm)
Mobile phase: 100/0.2/0.1: Methanol/Acetic Acid/Triethylamine
Flow Rate: 1.0 mL/min
Temperature: Ambient (23 °C)
Injection Volume: 1.0 µL
Detection: UV 220 nm

Terbutaline

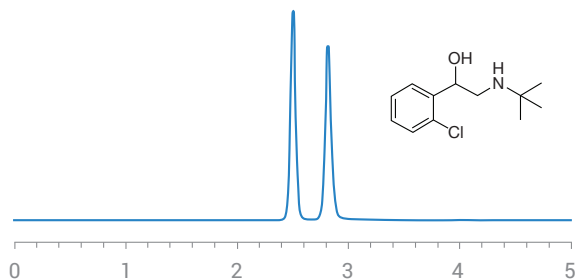


Retention (min): 1.99/2.18 (Peak1/Peak 2)
Resolution: 2.34

Method Conditions

Column: InfinityLab Poroshell 120 Chiral-V (10 cm x 4.6 mm, 2.7 µm)
Mobile phase: 100/0.2/0.05: Methanol/Acetic Acid/Ammonium Hydroxide
Flow Rate: 1.0 mL/min
Temperature: Ambient (23 °C)
Injection Volume: 1.0 µL
Detection: UV 230 nm

Tulobuterol

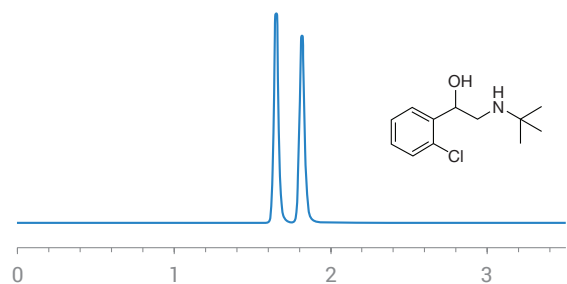


Retention (min): 2.50/2.82 (Peak1/Peak 2)
Resolution: 3.51

Method Conditions

Column: InfinityLab Poroshell 120 Chiral-T (10 cm x 4.6 mm, 2.7 µm)
Mobile phase: 100/0.2/0.1: Methanol/Acetic Acid/Triethylamine
Flow Rate: 1.0 mL/min
Temperature: Ambient (23 °C)
Injection Volume: 1.0 µL
Detection: UV 220 nm

Tulobuterol

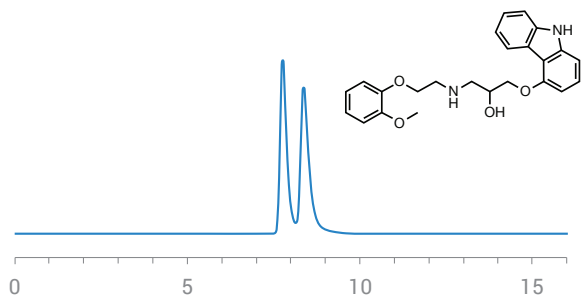


Retention (min): 1.65/1.82 (Peak1/Peak 2)
Resolution: 2.94

Method Conditions

Column: InfinityLab Poroshell 120 Chiral-V (10 cm x 4.6 mm, 2.7 µm)
Mobile phase: 100/0.2/0.05: Methanol/Acetic Acid/Ammonium Hydroxide
Flow Rate: 1.0 mL/min
Temperature: Ambient (23 °C)
Injection Volume: 1.0 µL
Detection: UV 220 nm

Carvedilol

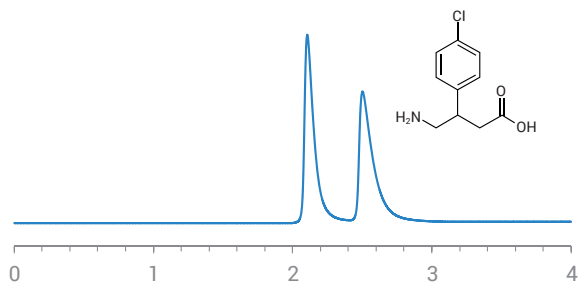


Retention (min): 7.76/8.37 (Peak1/Peak 2)
Resolution: 1.50

Method Conditions

Column: InfinityLab Poroshell 120 Chiral-V (10 cm x 4.6 mm, 2.7 µm)
Mobile phase: 100/0.2/0.05: Methanol/Acetic Acid/Ammonium Hydroxide
Flow Rate: 0.5 mL/min
Temperature: Ambient (23 °C)
Injection Volume: 1.0 µL
Detection: UV 220 nm

Baclofen

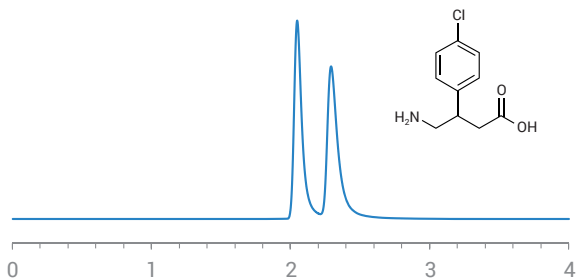


Retention (min): 2.11/2.50 (Peak1/Peak 2)
Resolution: 2.87

Method Conditions

Column: InfinityLab Poroshell 120 Chiral-T (10 cm x 4.6 mm, 2.7 μm)
Mobile phase: 100/ 0.1 wt %: Methanol/Ammonium Trifluoroacetate
Flow Rate: 1.5 mL/min
Temperature: 45 °C
Injection Volume: 1.0 μL
Detection: UV 220 nm

Baclofen

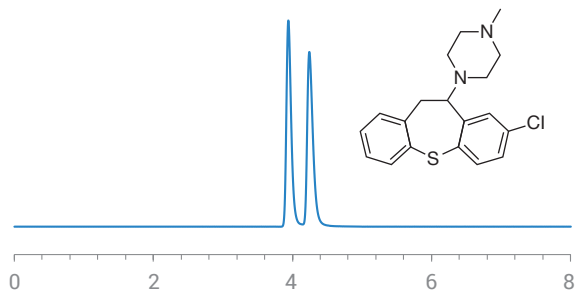


Retention (min): 2.05/2.29 (Peak1/Peak 2)
Resolution: 1.83

Method Conditions

Column: InfinityLab Poroshell 120 Chiral-V (10 cm x 4.6 mm, 2.7 μm)
Mobile phase: 90/10: Methanol/15 mM Ammonium Formate (pH 3.6)
Flow Rate: 1.0 mL/min
Temperature: Ambient (23 °C)
Injection Volume: 1.0 μL
Detection: UV 220 nm

Octoclothepin

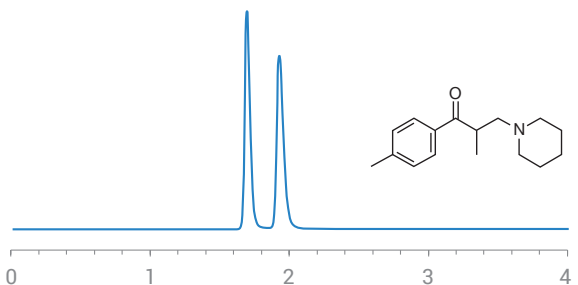


Retention (min): 3.94/4.24 (Peak1/Peak 2)
Resolution: 2.23

Method Conditions

Column: InfinityLab Poroshell 120 Chiral-V (15 cm x 4.6 mm, 2.7 μm)
Mobile phase: 90/10: Methanol/50 mM Ammonium Formate (pH 3.6)
Flow Rate: 0.7 mL/min
Temperature: 45 °C
Injection Volume: 1.0 μL
Detection: UV 230 nm

Tolperisone

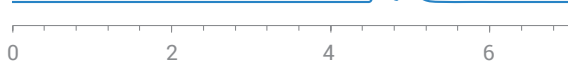
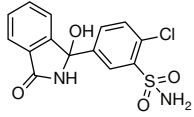


Retention (min): 1.69/1.93 (Peak1/Peak 2)
Resolution: 3.05

Method Conditions

Column: InfinityLab Poroshell 120 Chiral-V (10 cm x 4.6 mm, 2.7 μm)
Mobile phase: 100/0.1 wt %: Methanol/Ammonium Trifluoroacetate
Flow Rate: 1.0 mL/min
Temperature: Ambient (23 °C)
Injection Volume: 1.0 μL
Detection: UV 220 nm

Chlorthalidone

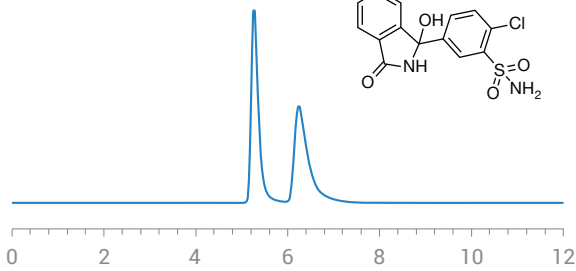
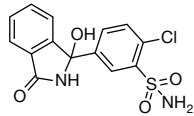


Retention (min): 4.60/4.94 (Peak1/Peak 2)
Resolution: 2.45

Method Conditions

Column: InfinityLab Poroshell 120 Chiral-CD (15 cm x 4.6 mm, 2.7 μm)
Mobile phase: 10/90: Acetonitrile/50 mM Ammonium Formate (pH 3.6)
Flow Rate: 0.7 mL/min
Temperature: 40 °C
Injection Volume: 1.0 μL
Detection: UV 230 nm

Chlorthalidone

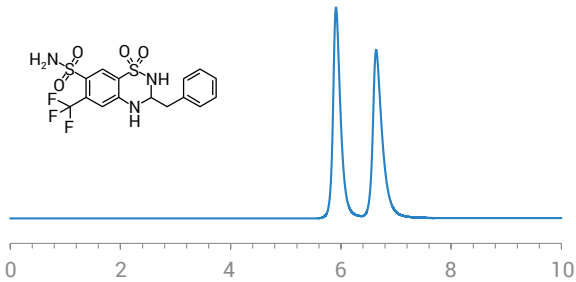
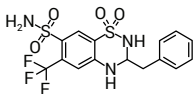


Retention (min): 5.26/6.24 (Peak1/Peak 2)
Resolution: 2.54

Method Conditions

Column: InfinityLab Poroshell 120 Chiral-T (10 cm x 4.6 mm, 2.7 μm)
Mobile phase: 30/70: Methanol/16 mM Ammonium Formate (pH 3.6)
Flow Rate: 0.5 mL/min
Temperature: Ambient (23 °C)
Injection Volume: 1.0 μL
Detection: UV 220 nm

Bendroflumethazide

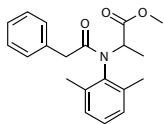


Retention (min): 5.91/6.64 (Peak1/Peak 2)
Resolution: 2.79

Method Conditions

Column: InfinityLab Poroshell 120 Chiral-T (10 cm x 4.6 mm, 2.7 μm)
Mobile phase: 30/70: Methanol/50 mM Ammonium Trifluoroacetate (pH 3.6)
Flow Rate: 0.5 mL/min
Temperature: 45 °C
Injection Volume: 1.0 μL
Detection: UV 220 nm

Benalaxyl

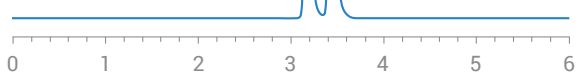
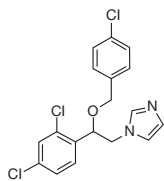


Retention (min): 1.64/1.87 (Peak1/Peak 2)
Resolution: 3.13

Method Conditions

Column: InfinityLab Poroshell 120 Chiral-CD (10 cm x 4.6 mm, 2.7 μ m)
Mobile phase: 30/70: Acetonitrile/15 mM Ammonium Formate (pH 3.6)
Flow Rate: 1.0 mL/min
Temperature: Ambient (23 $^{\circ}$ C)
Injection Volume: 1.0 μ L
Detection: UV 220 nm

Econazole

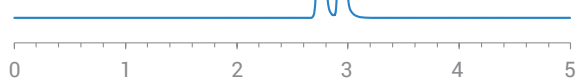
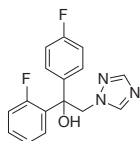


Retention (min): 3.17/3.43 (Peak1/Peak 2)
Resolution: 2.15

Method Conditions

Column: InfinityLab Poroshell 120 Chiral-CD (10 cm x 4.6 mm, 2.7 μ m)
Mobile phase: 30/70: Acetonitrile/15 mM Ammonium Trifluoroacetate (pH 3.6)
Flow Rate: 0.7 mL/min
Temperature: Ambient (23 $^{\circ}$ C)
Injection Volume: 1.0 μ L
Detection: UV 220 nm

Flutriafol

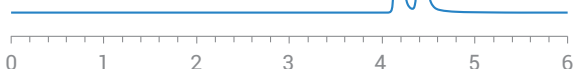
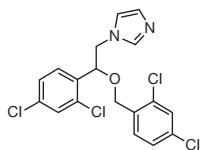


Retention (min): 2.89 /3.14 (Peak1/Peak 2)
Resolution: 2.54

Method Conditions

Column: InfinityLab Poroshell 120 Chiral-CD (15 cm x 4.6 mm, 2.7 μ m)
Mobile phase: 30/70: Acetonitrile/50 mM Ammonium Formate (pH 3.6)
Flow Rate: 1.0 mL/min
Temperature: 15 $^{\circ}$ C
Injection Volume: 1.0 μ L
Detection: UV 230 nm

Miconazole

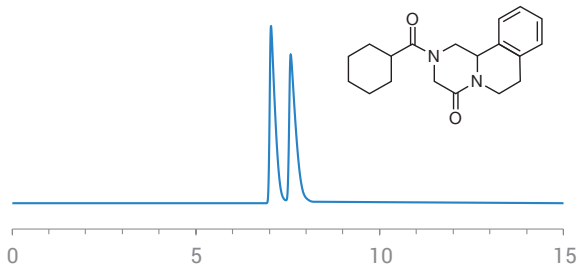


Retention (min): 4.17/4.42 (Peak1/Peak 2)
Resolution: 2.18

Method Conditions

Column: InfinityLab Poroshell 120 Chiral-CD (15 cm x 4.6 mm, 2.7 μ m)
Mobile phase: 30/70: Acetonitrile/50 mM Ammonium Formate (pH 3.6)
Flow Rate: 0.7 mL/min
Temperature: 40 $^{\circ}$ C
Injection Volume: 1.0 μ L
Detection: UV 230 nm

Praziquantel

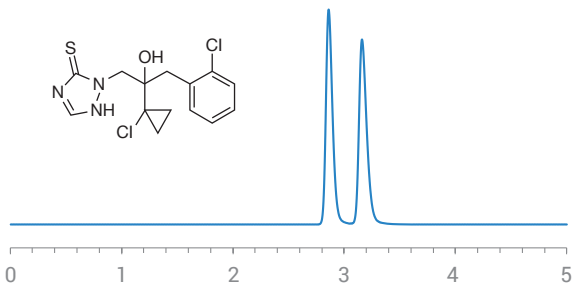


Retention (min): 7.04/7.58 (Peak1/Peak 2)
Resolution: 1.85

Method Conditions

Column: InfinityLab Poroshell 120 Chiral-CD (15 cm x 4.6 mm, 2.7 µm)
Mobile phase: 20/80: Acetonitrile/50 mM Ammonium Formate (pH 3.6)
Flow Rate: 0.7 mL/min
Temperature: 45 °C
Injection Volume: 1.0 µL
Detection: UV 230 nm

Prothioconazole

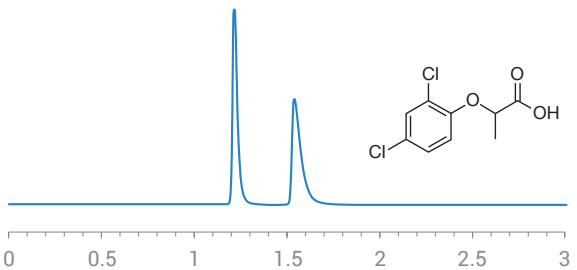


Retention (min): 2.86/3.16 (Peak1/Peak 2)
Resolution: 2.59

Method Conditions

Column: InfinityLab Poroshell 120 Chiral-CD (10 cm x 4.6 mm, 2.7 µm)
Mobile phase: 30/70: Acetonitrile/15 mM Ammonium Formate (pH 3.6)
Flow Rate: 1.0 mL/min
Temperature: Ambient (23 °C)
Injection Volume: 1.0 µL
Detection: UV 220 nm

Dichloroprop

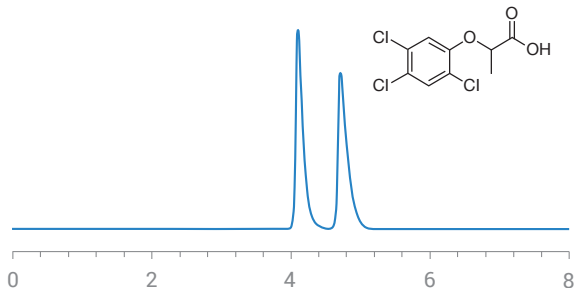


Retention (min): 1.22/1.54 (Peak1/Peak 2)
Resolution: 4.91

Method Conditions

Column: InfinityLab Poroshell 120 Chiral-T (10 cm x 4.6 mm, 2.7 µm)
Mobile phase: 100/0.3 wt %: Methanol/Ammonium Trifluoroacetate
Flow Rate: 1.0 mL/min
Temperature: Ambient (23 °C)
Injection Volume: 1.0 µL
Detection: UV 220 nm

Fenoprop

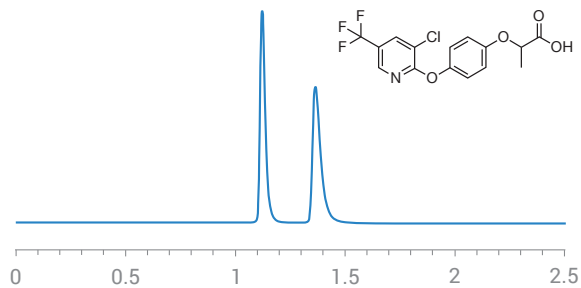


Retention (min): 4.10/4.71 (Peak1/Peak 2)
Resolution: 3.00

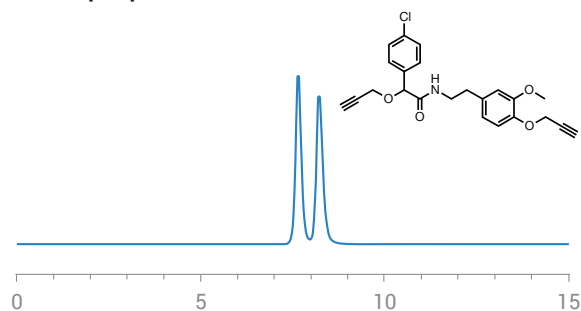
Method Conditions

Column: InfinityLab Poroshell 120 Chiral-T (10 cm x 4.6 mm, 2.7 µm)
Mobile phase: 30/70: Methanol/50 mM Ammonium Trifluoroacetate (pH 3.6)
Flow Rate: 0.5 mL/min
Temperature: 45 °C
Injection Volume: 1.0 µL
Detection: UV 220 nm

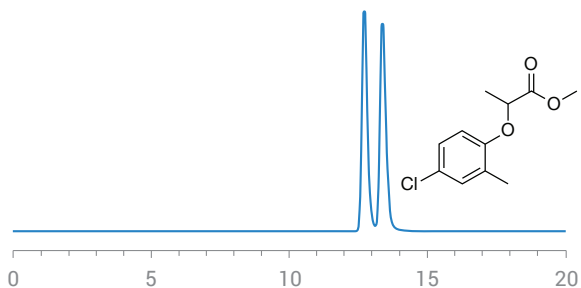
Haloxyfop



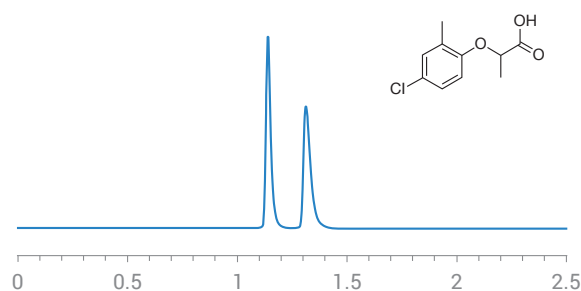
Mandipropamid



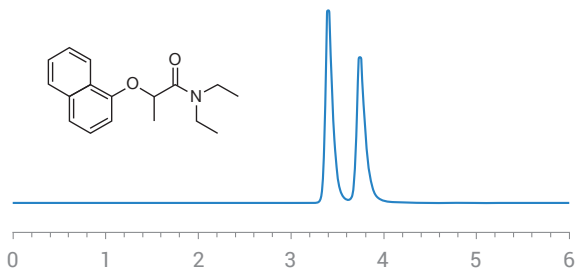
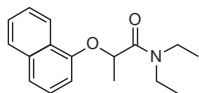
Mecoprop methyl ester



Mecoprop



Napropamid

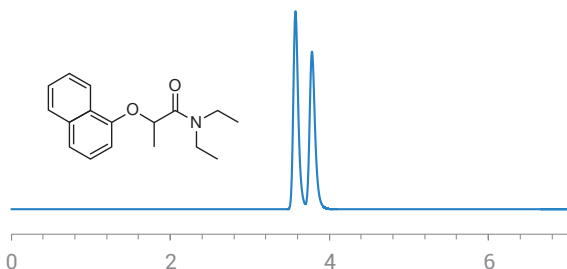
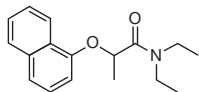


Retention (min): 3.40/3.74 (Peak1/Peak 2)
Resolution: 2.26

Method Conditions

Column: InfinityLab Poroshell 120 Chiral-T (10 cm x 4.6 mm, 2.7 μm)
Mobile phase: 30/70: Methanol/50 mM Ammonium Formate (pH 3.6)
Flow Rate: 1.0 mL/min
Temperature: 45 °C
Injection Volume: 1.0 μL
Detection: UV 220 nm

Napropamid

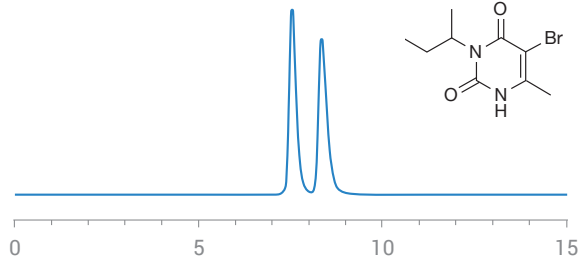
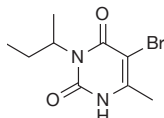


Retention (min): 3.57/3.78 (Peak1/Peak 2)
Resolution: 1.76

Method Conditions

Column: InfinityLab Poroshell 120 Chiral-V (10 cm x 4.6 mm, 2.7 μm)
Mobile phase: 90/10: Methanol/15 mM Ammonium Formate (pH 3.6)
Flow Rate: 0.3 mL/min
Temperature: Ambient (23 °C)
Injection Volume: 1.0 μL
Detection: UV 220 nm

Bromacil

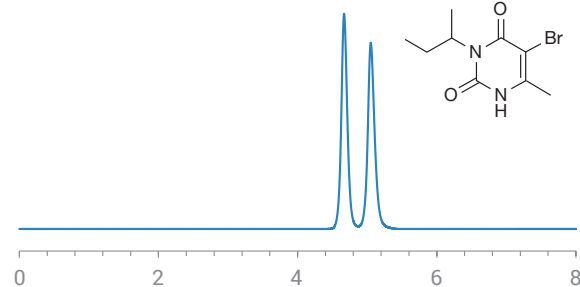
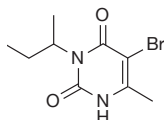


Retention (min): 7.54/8.34 (Peak1/Peak 2)
Resolution: 2.10

Method Conditions

Column: InfinityLab Poroshell 120 Chiral-V (10 cm x 4.6 mm, 2.7 μm)
Mobile phase: 30/70: Methanol/15 mM Ammonium Formate (pH 3.6)
Flow Rate: 0.5 mL/min
Temperature: Ambient (23 °C)
Injection Volume: 1.0 μL
Detection: UV 220 nm

Bromacil

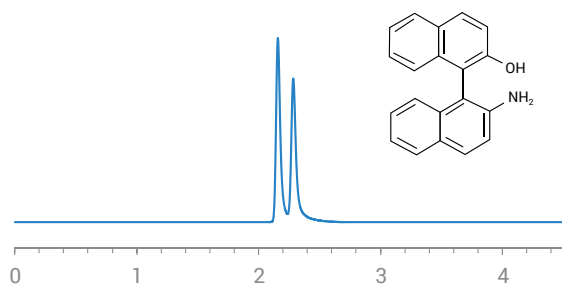


Retention (min): 4.67/5.05 (Peak1/Peak 2)
Resolution: 2.33

Method Conditions

Column: InfinityLab Poroshell 120 Chiral-T (10 cm x 4.6 mm, 2.7 μm)
Mobile phase: 30/70: Methanol/50 mM Ammonium Trifluoroacetate (pH 3.6)
Flow Rate: 0.5 mL/min
Temperature: 45 °C
Injection Volume: 1.0 μL
Detection: UV 220 nm

2'-amino-1,1'-binaphthalen-2-ol

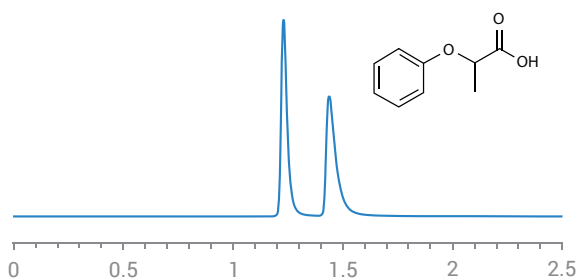


Retention (min): 2.16/2.28 (Peak1/Peak 2)
Resolution: 1.45

Method Conditions

Column: InfinityLab Poroshell 120 Chiral-CD (15 cm x 4.6 mm, 2.7 μ m)
Mobile phase: 30/70: Acetonitrile/15 mM Ammonium Formate (pH 3.6)
Flow Rate: 0.5 mL/min
Temperature: Ambient (23 $^{\circ}$ C)
Injection Volume: 1.0 μ L
Detection: UV 230 nm

Hydratropic acid

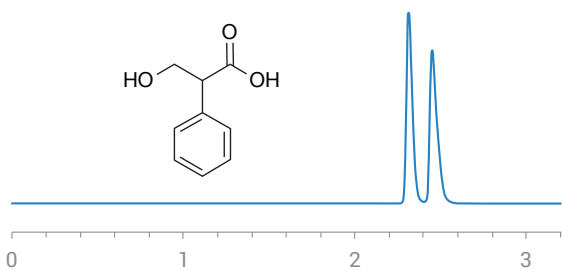


Retention (min): 1.23/1.44 (Peak1/Peak 2)
Resolution: 3.36

Method Conditions

Column: InfinityLab Poroshell 120 Chiral-CD (10 cm x 4.6 mm, 2.7 μ m)
Mobile phase: 100/0.3 wt %: Methanol/Ammonium Trifluoroacetic Acid
Flow Rate: 1.0 mL/min
Temperature: Ambient (23 $^{\circ}$ C)
Injection Volume: 1.0 μ L
Detection: UV 220 nm

Tropic acid

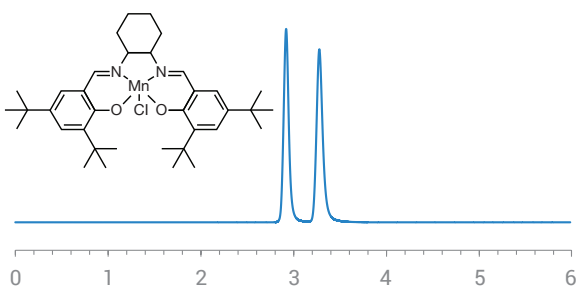


Retention (min): 2.31/2.45 (Peak1/Peak 2)
Resolution: 1.98

Method Conditions

Column: InfinityLab Poroshell 120 Chiral-CD (15 cm x 4.6 mm, 2.7 μ m)
Mobile phase: 30/70: Acetonitrile/50 mM Ammonium Formate (pH 3.6)
Flow Rate: 1.0 mL/min
Temperature: Ambient (23 $^{\circ}$ C)
Injection Volume: 1.0 μ L
Detection: UV 230 nm

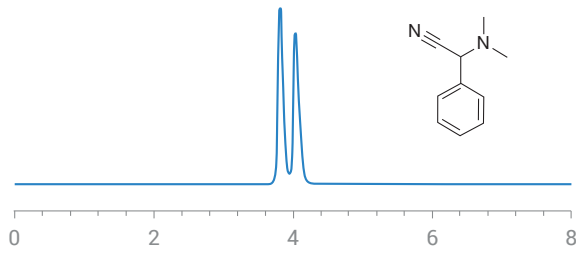
Jacobsen's catalyst



Retention (min): 2.92/3.28 (Peak1/Peak 2)
Resolution: 3.23

Method Conditions

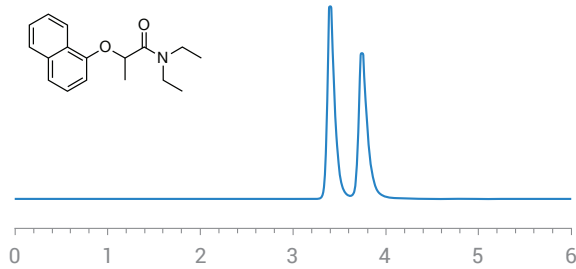
Column: InfinityLab Poroshell 120 Chiral-CD (10 cm x 4.6 mm, 2.7 μ m)
Mobile phase: 90/10/0.3/0.2: Acetonitrile/Methanol/Acetic Acid/TEA
Flow Rate: 1.0 mL/min
Temperature: Ambient (23 $^{\circ}$ C)
Injection Volume: 1.0 μ L
Detection: UV 254 nm

α -N,N-dimethylaminophenyl acetonitrile

Retention (min): 1.14/1.31 (Peak1/Peak 2)
Resolution: 3.59

Method Conditions

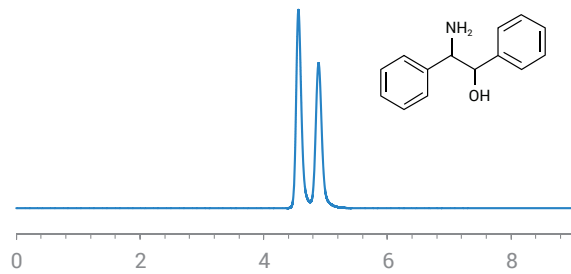
Column: InfinityLab Poroshell 120 Chiral-CD (10 cm x 4.6 mm, 2.7 μ m)
Mobile phase: 100/0.3 wt %: Methanol/Ammonium Trifluoroacetate
Flow Rate: 1.0 mL/min
Temperature: Ambient (23 °C)
Injection Volume: 1.0 μ L
Detection: UV 220 nm

2-amino-1,2-diphenylethanol

Retention (min): 3.81/4.03 (Peak1/Peak 2)
Resolution: 1.30

Method Conditions

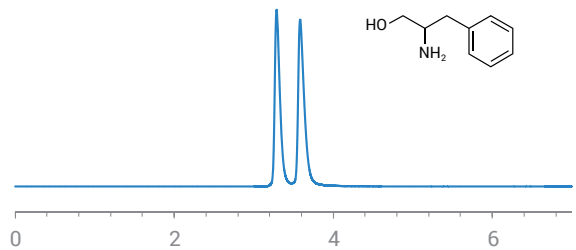
Column: InfinityLab Poroshell 120 Chiral-CF (10 cm x 4.6 mm, 2.7 μ m)
Mobile phase: 30/70: Acetonitrile/15 mM Ammonium Formate (pH 3.6)
Flow Rate: 0.5 mL/min
Temperature: Ambient (23 °C)
Injection Volume: 1.0 μ L
Detection: UV 220 nm

2-amino-1,2-diphenylethanol

Retention (min): 4.56/4.89 (Peak1/Peak 2)
Resolution: 1.58

Method Conditions

Column: InfinityLab Poroshell 120 Chiral-V (10 cm x 4.6 mm, 2.7 μ m)
Mobile phase: 100/0.2/0.05: Methanol/Acetic Acid/Ammonium Hydroxide
Flow Rate: 0.5 mL/min
Temperature: Ambient (23 °C)
Injection Volume: 1.0 μ L
Detection: UV 220 nm

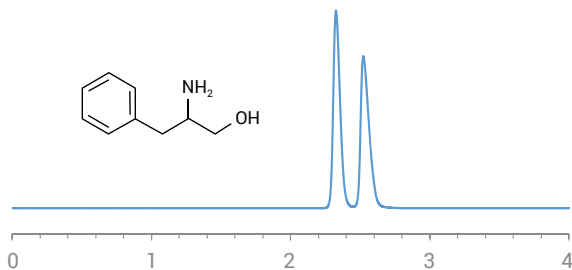
phenylalaninol

Retention (min): 3.29/3.58 (Peak1/Peak 2)
Resolution: 2.35

Method Conditions

Column: InfinityLab Poroshell 120 Chiral-CF (10 cm x 4.6 mm, 2.7 μ m)
Mobile phase: 60/40/0.3/0.2: Acetonitrile/Methanol/Acetic Acid/TEA
Flow Rate: 1.0 mL/min
Temperature: Ambient (23 °C)
Injection Volume: 1.0 μ L
Detection: UV 210 nm

phenylalaninol

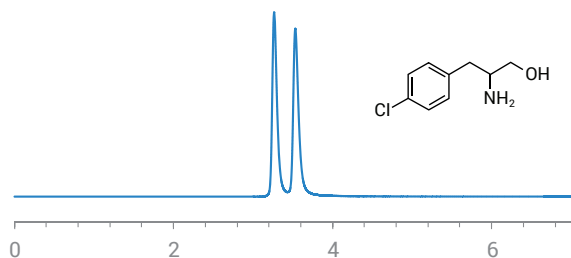


Retention (min): 2.33/2.52 (Peak1/Peak 2)
Resolution: 1.96

Method Conditions

Column: InfinityLab Poroshell 120 Chiral-V (10 cm x 4.6 mm, 2.7 μ m)
Mobile phase: 90/10: Methanol/15 mM Ammonium Formate (pH 3.6)
Flow Rate: 1.0 mL/min
Temperature: Ambient (23 $^{\circ}$ C)
Injection Volume: 1.0 μ L
Detection: UV 220 nm

4-chlorophenylalaninol

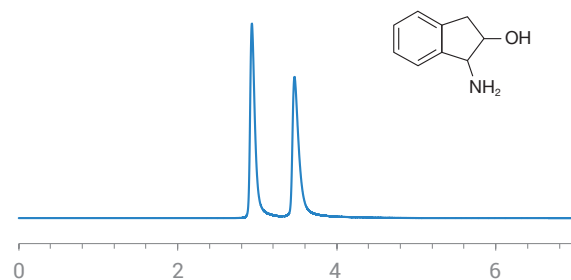


Retention (min): 3.27/3.53 (Peak1/Peak 2)
Resolution: 2.34

Method Conditions

Column: InfinityLab Poroshell 120 Chiral-CF (10 cm x 4.6 mm, 2.7 μ m)
Mobile phase: 60/40/0.3/0.2: Acetonitrile/Methanol/Acetic Acid/TEA
Flow Rate: 1.0 mL/min
Temperature: Ambient (23 $^{\circ}$ C)
Injection Volume: 1.0 μ L
Detection: UV 220 nm

trans-1-amino-2-indanol

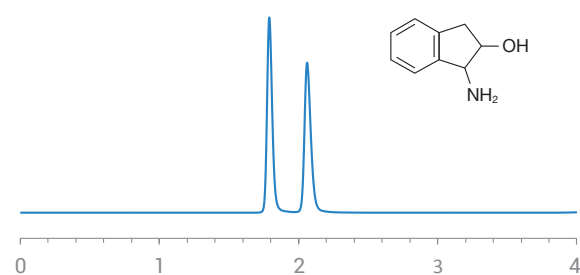


Retention (min): 2.93/3.47 (Peak1/Peak 2)
Resolution: 4.38

Method Conditions

Column: InfinityLab Poroshell 120 Chiral-CF (10 cm x 4.6 mm, 2.7 μ m)
Mobile phase: 60/40/0.3/0.2: Acetonitrile/Methanol/Acetic Acid/TEA
Flow Rate: 1.0 mL/min
Temperature: Ambient (23 $^{\circ}$ C)
Injection Volume: 1.0 μ L
Detection: UV 210 nm

trans-1-amino-2-indanol

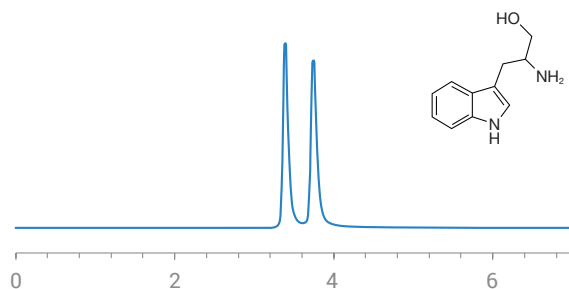


Retention (min): 1.79/2.06 (Peak1/Peak 2)
Resolution: 3.67

Method Conditions

Column: InfinityLab Poroshell 120 Chiral-V (10 cm x 4.6 mm, 2.7 μ m)
Mobile phase: 100/0.1 wt %: Methanol/Ammonium Trifluoroacetate
Flow Rate: 1.0 mL/min
Temperature: Ambient (23 $^{\circ}$ C)
Injection Volume: 1.0 μ L
Detection: UV 220 nm

Tryptophanol

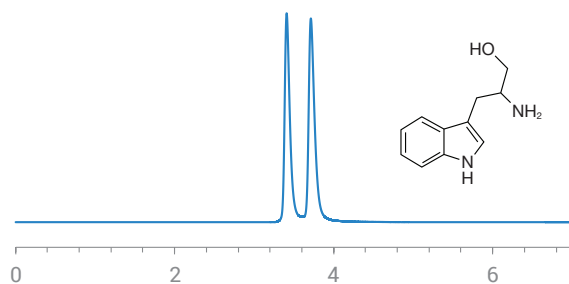


Retention (min): 3.39/3.74 (Peak1/Peak 2)
Resolution: 2.88

Method Conditions

Column: InfinityLab Poroshell 120 Chiral-CF (10 cm x 4.6 mm, 2.7 µm)
Mobile phase: 60/40/0.3/0.2: Acetonitrile/Methanol/Acetic Acid/TEA
Flow Rate: 1.0 mL/min
Temperature: Ambient (23 °C)
Injection Volume: 1.0 µL
Detection: UV 280 nm

Tyrosinol

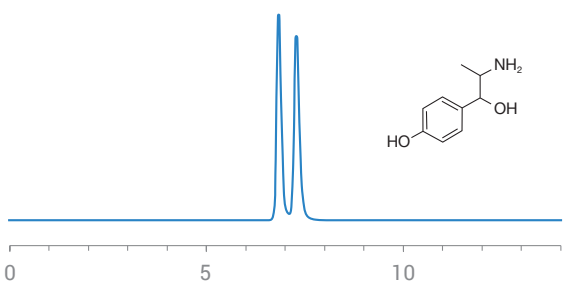


Retention (min): 3.39/3.74 (Peak1/Peak 2)
Resolution: 2.88

Method Conditions

Column: InfinityLab Poroshell 120 Chiral-CF (10 cm x 4.6 mm, 2.7 µm)
Mobile phase: 60/40/0.3/0.2: Acetonitrile/Methanol/Acetic Acid/TEA
Flow Rate: 1.0 mL/min
Temperature: Ambient (23 °C)
Injection Volume: 1.0 µL
Detection: UV 280 nm

α-(1-aminoethyl)-4-hydroxybenzyl-alcohol

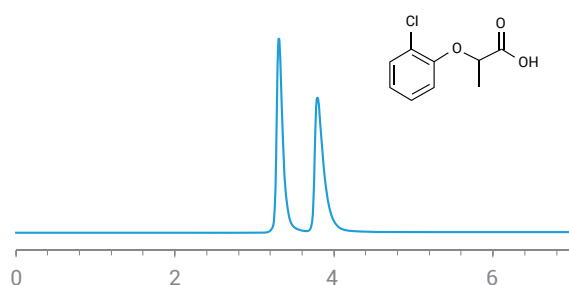


Retention (min): 6.84/7.29 (Peak1/Peak 2)
Resolution: 1.91

Method Conditions

Column: InfinityLab Poroshell 120 Chiral-CF (10 cm x 4.6 mm, 2.7 µm)
Mobile phase: 60/40/0.3/0.2: Acetonitrile/Methanol/Acetic Acid/TEA
Flow Rate: 0.5 mL/min
Temperature: Ambient (23 °C)
Injection Volume: 1.0 µL
Detection: UV 220 nm

2-(2-chlorophenoxy)propionic acid

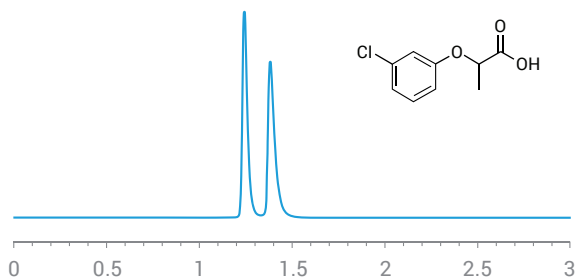


Retention (min): 3.31/3.79 (Peak1/Peak 2)
Resolution: 2.95

Method Conditions

Column: InfinityLab Poroshell 120 Chiral-T (10 cm x 4.6 mm, 2.7 µm)
Mobile phase: 100/0.3 wt %: Methanol/Ammonium Trifluoroacetate
Flow Rate: 1.0 mL/min
Temperature: Ambient (23 °C)
Injection Volume: 1.0 µL
Detection: UV 230 nm

2-(3-chlorophenoxy)propionic acid (Metachlorphenprop)

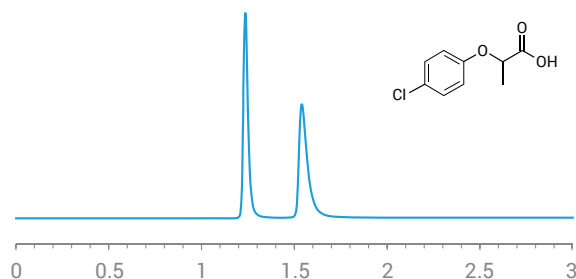


Retention (min): 1.24/1.38 (Peak1/Peak 2)
Resolution: 2.51

Method Conditions

Column: InfinityLab Poroshell 120 Chiral-T (10 cm x 4.6 mm, 2.7 µm)
Mobile phase: 100/0.3 wt %: Methanol/Ammonium Trifluoroacetate
Flow Rate: 1.0 mL/min
Temperature: Ambient (23 °C)
Injection Volume: 1.0 µL
Detection: UV 230 nm

2-(4-chlorophenoxy)propionic acid

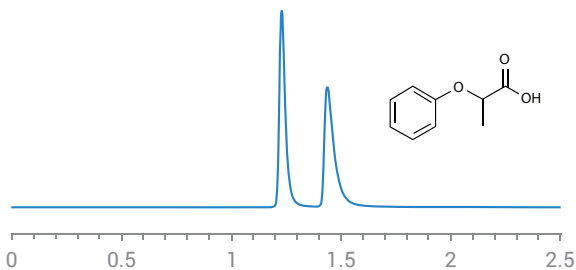


Retention (min): 1.24/1.54 (Peak1/Peak 2)
Resolution: 4.92

Method Conditions

Column: InfinityLab Poroshell 120 Chiral-T (10 cm x 4.6 mm, 2.7 µm)
Mobile phase: 100/0.3 wt %: Methanol/Ammonium Trifluoroacetate
Flow Rate: 1.0 mL/min
Temperature: Ambient (23 °C)
Injection Volume: 1.0 µL
Detection: UV 220 nm

2-phenoxypropanoic acid

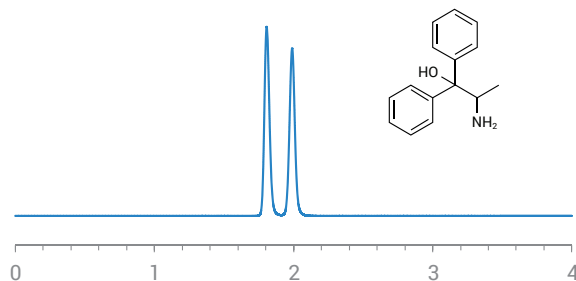


Retention (min): 1.23/1.44 (Peak1/Peak 2)
Resolution: 3.36

Method Conditions

Column: InfinityLab Poroshell 120 Chiral-T (10 cm x 4.6 mm, 2.7 µm)
Mobile phase: 100/0.3 wt %: Methanol/Ammonium Trifluoroacetic Acid
Flow Rate: 1.0 mL/min
Temperature: Ambient (23 °C)
Injection Volume: 1.0 µL
Detection: UV 220 nm

2-amino-1,1-diphenyl-1-propanol

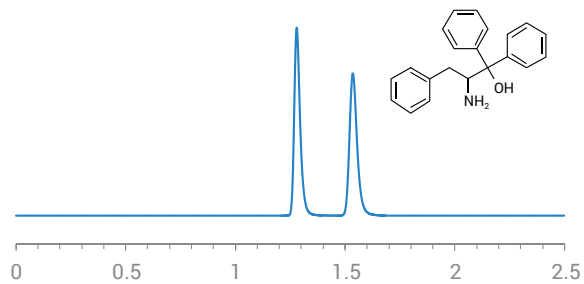


Retention (min): 1.81/1.99 (Peak1/Peak 2)
Resolution: 2.66

Method Conditions

Column: InfinityLab Poroshell 120 Chiral-V (10 cm x 4.6 mm, 2.7 µm)
Mobile phase: 90/10: Methanol/15 mM Ammonium Formate (pH 3.6)
Flow Rate: 1.0 mL/min
Temperature: Ambient (23 °C)
Injection Volume: 1.0 µL
Detection: UV 220 nm

2-amino-1,1,13-triphenyl-1-propanol

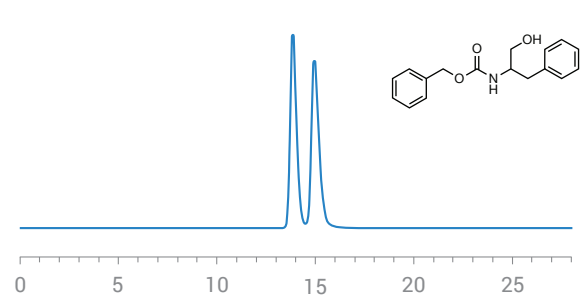


Retention (min): 1.28/1.54 (Peak1/Peak 2)
Resolution: 4.66

Method Conditions

Column: InfinityLab Poroshell 120 Chiral-V (10 cm x 4.6 mm, 2.7 μm)
Mobile phase: 100/0.1 wt %: Methanol/Ammonium Trifluoroacetate
Flow Rate: 1.0 mL/min
Temperature: Ambient (23 °C)
Injection Volume: 1.0 μL
Detection: UV 220 nm

2-(carbobenzyloxyamino)-3-phenyl-1-propanol

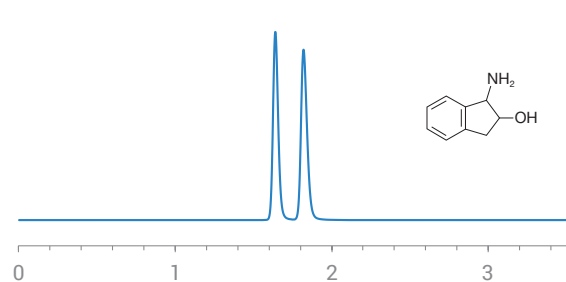


Retention (min): 13.85/14.94 (Peak1/Peak 2)
Resolution: 1.50

Method Conditions

Column: InfinityLab Poroshell 120 Chiral-V (10 cm x 4.6 mm, 2.7 μm)
Mobile phase: 30/70: Methanol/15 mM Ammonium Formate (pH 3.6)
Flow Rate: 0.5 mL/min
Temperature: Ambient (23 °C)
Injection Volume: 1.0 μL
Detection: UV 220 nm

cis-1-amino-2-indanol

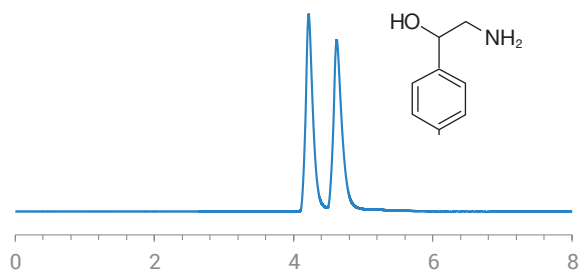


Retention (min): 1.64/1.82 (Peak1/Peak 2)
Resolution: 2.80

Method Conditions

Column: InfinityLab Poroshell 120 Chiral-V (10 cm x 4.6 mm, 2.7 μm)
Mobile phase: 100/0.1 wt %: Methanol/Ammonium Trifluoroacetate
Flow Rate: 1.0 mL/min
Temperature: Ambient (23 °C)
Injection Volume: 1.0 μL
Detection: UV 220 nm

Octopamine

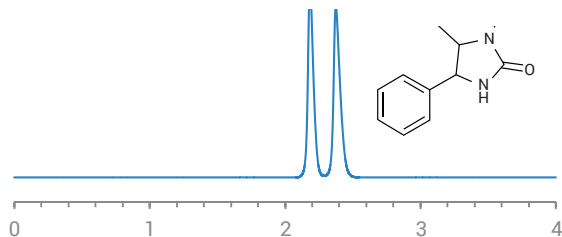


Retention (min): 4.22/4.62 (Peak1/Peak 2)
Resolution: 2.08

Method Conditions

Column: InfinityLab Poroshell 120 Chiral-CF (10 cm x 4.6 mm, 2.7 μ m)
Mobile phase: 60/40/0.3/0.2: Acetonitrile/Methanol/Acetic Acid/TEA
Flow Rate: 1.0 mL/min
Temperature: Ambient (23 $^{\circ}$ C)
Injection Volume: 1.0 μ L
Detection: UV 230 nm

1,5-dimethyl-4-phenyl-2-imidazolidinone

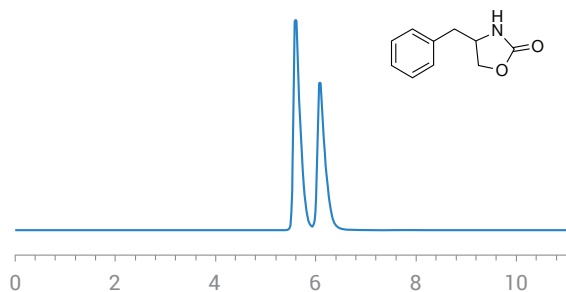


Retention (min): 1.81/1.99 (Peak1/Peak 2)
Resolution: 2.66

Method Conditions

Column: InfinityLab Poroshell 120 Chiral-CD (10 cm x 4.6 mm, 2.7 µm)
Mobile phase: 90/10: Methanol/15 mM Ammonium Formate (pH 3.6)
Flow Rate: 1.0 mL/min
Temperature: Ambient (23 °C)
Injection Volume: 1.0 µL
Detection: UV 220 nm

4-benzyl-2-oxazolidinone

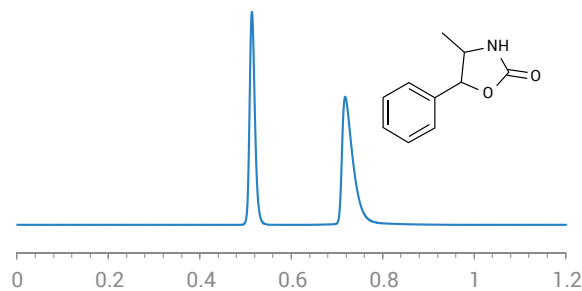


Retention (min): 5.60/6.08 (Peak1/Peak 2)
Resolution: 1.92

Method Conditions

Column: InfinityLab Poroshell 120 Chiral-T (10 cm x 4.6 mm, 2.7 µm)
Mobile phase: 80/20: Methanol/50 mM Ammonium Formate (pH 3.6)
Flow Rate: 0.3 mL/min
Temperature: Ambient (23 °C)
Injection Volume: 1.0 µL
Detection: UV 254 nm

4-methyl-5-phenyl-2-oxazolidinone

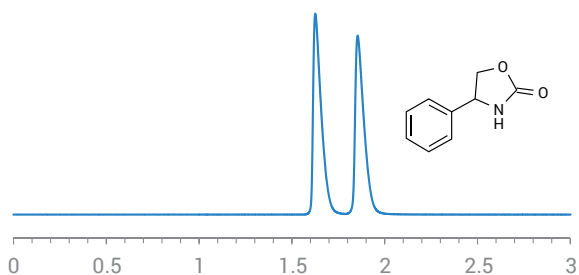


Retention (min): 0.51/0.72 (Peak1/Peak 2)
Resolution: 6.51

Method Conditions

Column: InfinityLab Poroshell 120 Chiral-T (10 cm x 4.6 mm, 2.7 µm)
Mobile phase: 100: Methanol
Flow Rate: 2.5 mL/min
Temperature: Ambient (23 °C)
Injection Volume: 1.0 µL
Detection: UV 220 nm

4-phenyl-2-oxazolidinone

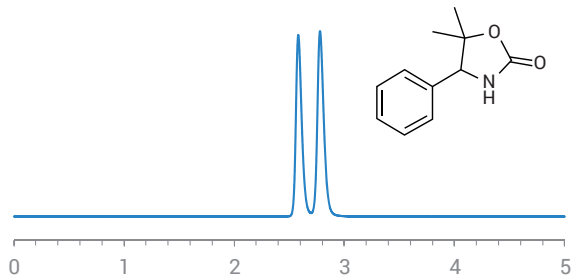


Retention (min): 1.63/1.86 (Peak1/Peak 2)
Resolution: 2.79

Method Conditions

Column: InfinityLab Poroshell 120 Chiral-T (10 cm x 4.6 mm, 2.7 µm)
Mobile phase: 90/10: Methanol/15 mM Ammonium Formate (pH 3.6)
Flow Rate: 1.0 mL/min
Temperature: Ambient (23 °C)
Injection Volume: 1.0 µL
Detection: UV 220 nm

5,5-dimethyl-4-phenyl-2-oxazolidinone

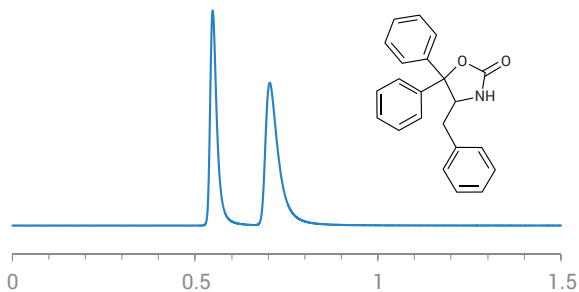


Retention (min): 2.58/2.78 (Peak1/Peak 2)
Resolution: 1.96

Method Conditions

Column: InfinityLab Poroshell 120 Chiral-T (10 cm x 4.6 mm, 2.7 μm)
Mobile phase: 100/0.1 wt %: Methanol/Ammonium Trifluoroacetate
Flow Rate: 0.5 mL/min
Temperature: 35 °C
Injection Volume: 1.0 μL
Detection: UV 220 nm

5,5-dimethyl-4-benzyl-2-oxazolidinone

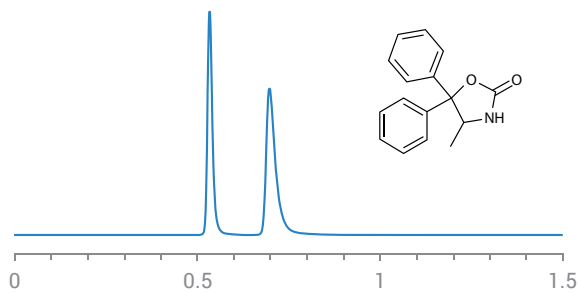


Retention (min): 0.55/0.71 (Peak1/Peak 2)
Resolution: 3.32

Method Conditions

Column: InfinityLab Poroshell 120 Chiral-T (10 cm x 4.6 mm, 2.7 μm)
Mobile phase: 100: Methanol
Flow Rate: 2.5 mL/min
Temperature: Ambient (23 °C)
Injection Volume: 1.0 μL
Detection: UV 220 nm

5,5-dimethyl-4-methyl-2-oxazolidinone

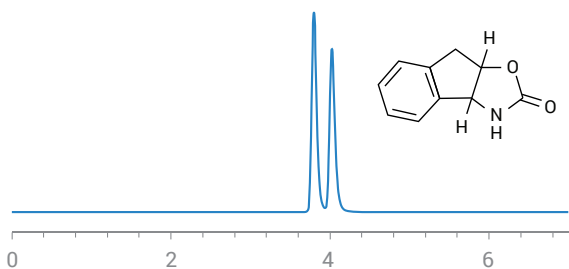


Retention (min): 0.53/0.70 (Peak1/Peak 2)
Resolution: 4.84

Method Conditions

Column: InfinityLab Poroshell 120 Chiral-T (10 cm x 4.6 mm, 2.7 μm)
Mobile phase: 100: Methanol
Flow Rate: 2.5 mL/min
Temperature: Ambient (23 °C)
Injection Volume: 1.0 μL
Detection: UV 220 nm

(3a-cis)-3,3a,8,8a-tetrahydro-2H-indeno[1,2]-doxazol-2-one

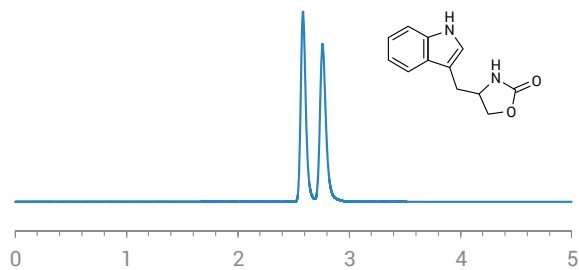


Retention (min): 3.80/4.03 (Peak1/Peak 2)
Resolution: 1.91

Method Conditions

Column: InfinityLab Poroshell 120 Chiral-V (10 cm x 4.6 mm, 2.7 μm)
Mobile phase: 100/0.1 wt %: Methanol/Ammonium Trifluoroacetate
Flow Rate: 0.5 mL/min
Temperature: Ambient (23 °C)
Injection Volume: 1.0 μL
Detection: UV 220 nm

4-(1-H-indol-3-yl-methyl)-2-oxazolidinone

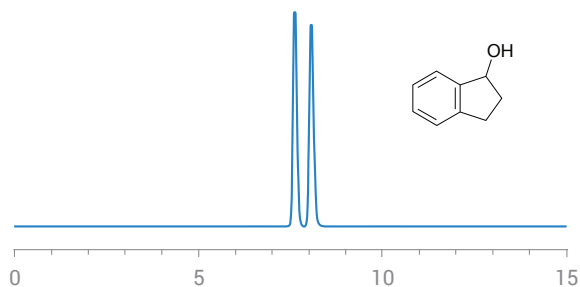


Retention (min): 2.59/2.76 (Peak1/Peak 2)
Resolution: 1.98

Method Conditions

Column: InfinityLab Poroshell 120 Chiral-V (10 cm x 4.6 mm, 2.7 μ m)
Mobile phase: 100: Methanol
Flow Rate: 0.5 mL/min
Temperature: Ambient (23 $^{\circ}$ C)
Injection Volume: 1.0 μ L
Detection: UV 220 nm

1-indanol

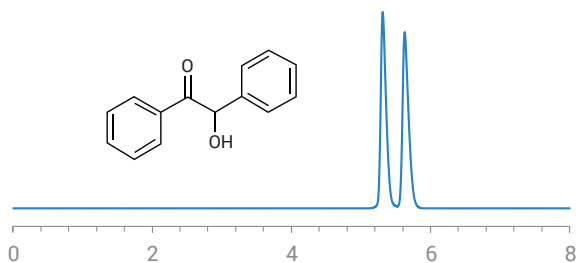


Retention (min): 7.62/8.06 (Peak1/Peak 2)
Resolution: 2.26

Method Conditions

Column: InfinityLab Poroshell 120 Chiral-CD (15 cm x 4.6 mm, 2.7 μ m)
Mobile phase: 20/80: Acetonitrile/15 mM Ammonium Formate (pH 3.6)
Flow Rate: 0.5 mL/min
Temperature: Ambient (23 °C)
Injection Volume: 1.0 μ L
Detection: UV 220 nm

Benzoin

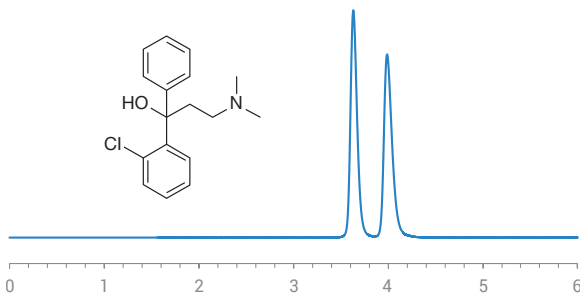


Retention (min): 5.31/5.63 (Peak1/Peak 2)
Resolution: 2.11

Method Conditions

Column: InfinityLab Poroshell 120 Chiral-CD (15 cm x 4.6 mm, 2.7 μ m)
Mobile phase: 20/80: Acetonitrile/50 mM Ammonium Formate (pH 3.6)
Flow Rate: 0.7 mL/min
Temperature: 40 °C
Injection Volume: 1.0 μ L
Detection: UV 230 nm

Chlophedianol

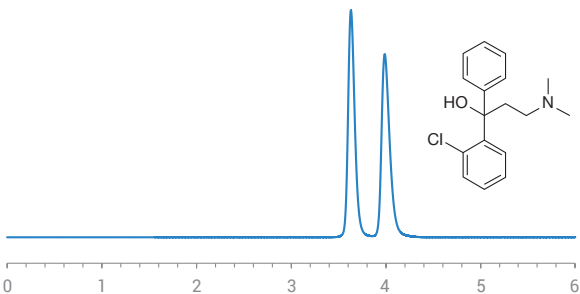


Retention (min): 3.63/3.99 (Peak1/Peak 2)
Resolution: 2.53

Method Conditions

Column: InfinityLab Poroshell 120 Chiral-CD (10 cm x 4.6 mm, 2.7 μ m)
Mobile phase: 90/10: Methanol/15 mM Ammonium Formate (pH 3.6)
Flow Rate: 0.6 mL/min
Temperature: Ambient (23 °C)
Injection Volume: 1.0 μ L
Detection: UV 220 nm

Chlophedianol

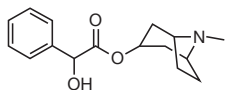
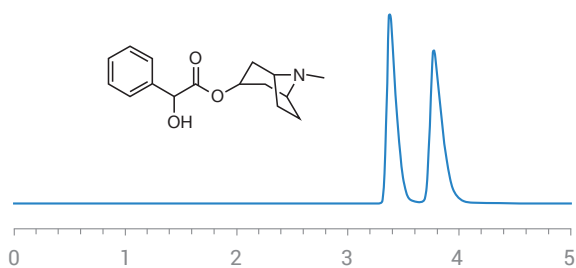


Retention (min): 3.63/3.99 (Peak1/Peak 2)
Resolution: 2.53

Method Conditions

Column: InfinityLab Poroshell 120 Chiral-V (10 cm x 4.6 mm, 2.7 μ m)
Mobile phase: 90/10: Methanol/15 mM Ammonium Formate (pH 3.6)
Flow Rate: 0.6 mL/min
Temperature: Ambient (23 °C)
Injection Volume: 1.0 μ L
Detection: UV 220 nm

Homatropine

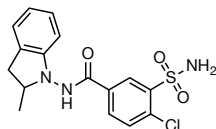
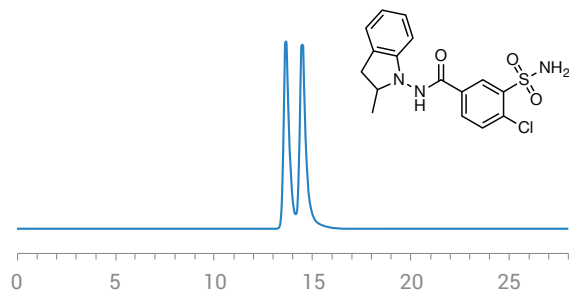


Retention (min): 3.37/3.77 (Peak1/Peak 2)
Resolution: 2.25

Method Conditions

Column: InfinityLab Poroshell 120 Chiral-CD (15 cm x 4.6 mm, 2.7 μm)
Mobile phase: 10/90: Acetonitrile/50 mM Ammonium Formate (pH 3.6)
Flow Rate: 1.0 mL/min
Temperature: Ambient (23 °C)
Injection Volume: 1.0 μL
Detection: UV 230 nm

Indapamide

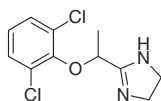
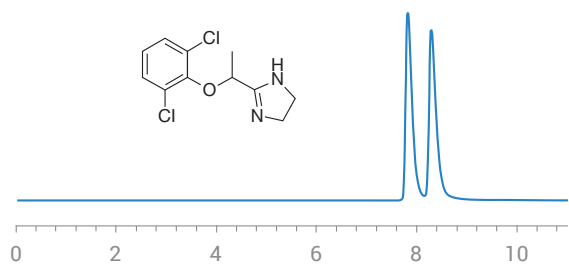


Retention (min): 13.65/14.48 (Peak1/Peak 2)
Resolution: 1.12

Method Conditions

Column: InfinityLab Poroshell 120 Chiral-CD (15 cm x 4.6 mm, 2.7 μm)
Mobile phase: 15/85: Acetonitrile/15 mM Ammonium Formate (pH 3.6)
Flow Rate: 0.3 mL/min
Temperature: 10 °C
Injection Volume: 1.0 μL
Detection: UV 230 nm

Lofexidine

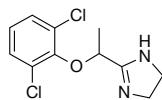
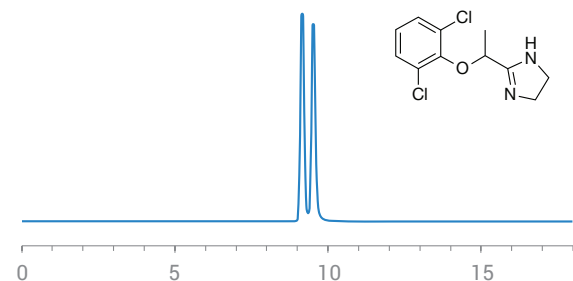


Retention (min): 7.82/8.29 (Peak1/Peak 2)
Resolution: 1.97

Method Conditions

Column: InfinityLab Poroshell 120 Chiral-CD (10 cm x 4.6 mm, 2.7 μm)
Mobile phase: 10/90: Acetonitrile/50 mM Ammonium Formate (pH 3.6)
Flow Rate: 0.5 mL/min
Temperature: 45 °C
Injection Volume: 1.0 μL
Detection: UV 230 nm

Lofexidine

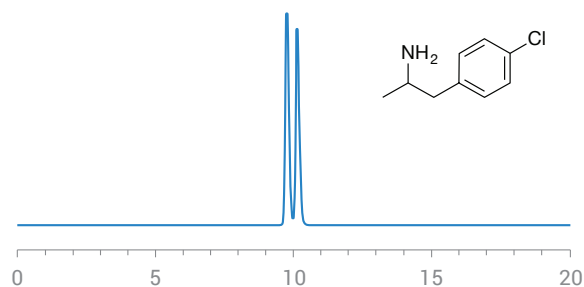


Retention (min): 9.16/9.53 (Peak1/Peak 2)
Resolution: 1.15

Method Conditions

Column: InfinityLab Poroshell 120 Chiral-V (10 cm x 4.6 mm, 2.7 μm) x2
Mobile phase: 100/0.2/0.05: Methanol/ Acetic Acid/Ammonium Hydroxide
Flow Rate: 0.5 mL/min
Temperature: Ambient (23 °C)
Injection Volume: 1.0 μL
Detection: UV 220 nm

p-chloramphetamine

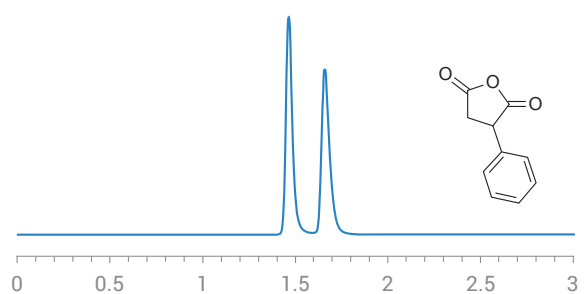


Retention (min): 9.76/10.15 (Peak1/Peak 2)
Resolution: 1.54

Method Conditions

Column: InfinityLab Poroshell 120 Chiral-CD (15 cm x 4.6 mm, 2.7 µm)
Mobile phase: 15/85: Acetonitrile/15 mM Ammonium Formate (pH 3.6)
Flow Rate: 0.5 mL/min
Temperature: Ambient (23 °C)
Injection Volume: 1.0 µL
Detection: UV 220 nm

Phenylsuccinic anhydride

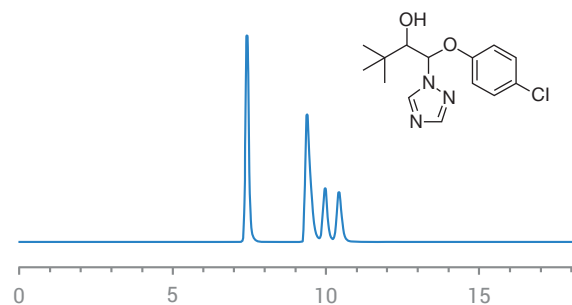


Retention (min): 1.47/1.66 (Peak1/Peak 2)
Resolution: 2.83

Method Conditions

Column: InfinityLab Poroshell 120 Chiral-CD (10 cm x 4.6 mm, 2.7 µm)
Mobile phase: 30/70: Acetonitrile/15 mM Ammonium Formate (pH 3.6)
Flow Rate: 1.0 mL/min
Temperature: Ambient (23 °C)
Injection Volume: 1.0 µL
Detection: UV 220 nm

Triadimenol

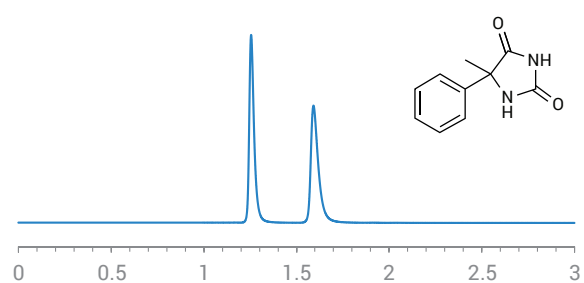


Retention (min): 7.42/9.38 (Peak 1/Peak 2), 9.97/10.42 (Peak 3/Peak 4)
Resolution: 7.49 (Peak 1/Peak 2), 1.63 (Peak 3/Peak 4)

Method Conditions

Column: InfinityLab Poroshell 120 Chiral-CD (15 cm x 4.6 mm, 2.7 µm)
Mobile phase: 25/75: Acetonitrile/15 mM Ammonium Formate (pH 3.6)
Flow Rate: 0.5 mL/min
Temperature: 35 °C
Injection Volume: 1.0 µL
Detection: UV 220 nm

5-methyl-5-phenylhydantoin

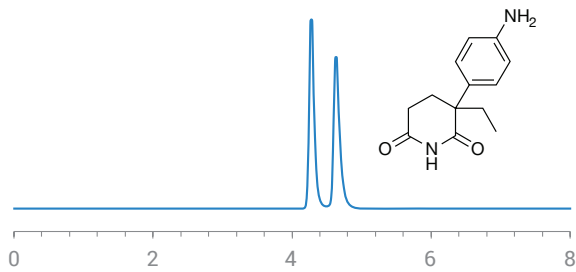


Retention (min): 1.26/1.59 (Peak1/Peak 2)
Resolution: 5.83

Method Conditions

Column: InfinityLab Poroshell 120 Chiral-T (10 cm x 4.6 mm, 2.7 µm)
Mobile phase: 100: Methanol
Flow Rate: 1.0 mL/min
Temperature: Ambient (23 °C)
Injection Volume: 1.0 µL
Detection: UV 220 nm

Aminoglutethimide

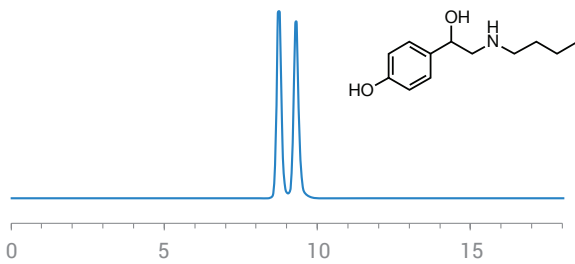


Retention (min): 4.28/4.63 (Peak1/Peak 2)
Resolution: 2.50

Method Conditions

Column: InfinityLab Poroshell 120 Chiral-T (15 cm x 4.6 mm, 2.7 μm)
Mobile phase: 100/0.5 wt %: Methanol/Ammonium Trifluoroacetate
Flow Rate: 0.5 mL/min
Temperature: 10 °C
Injection Volume: 1.0 μL
Detection: UV 230 nm

Bamethan

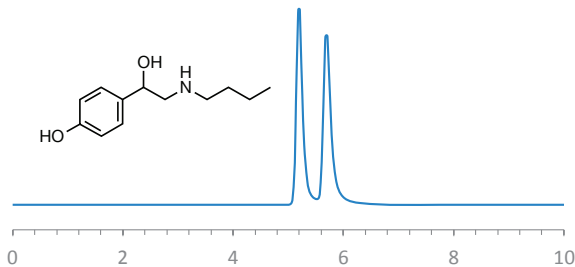


Retention (min): 8.74/9.30 (Peak1/Peak 2)
Resolution: 1.52

Method Conditions

Column: InfinityLab Poroshell 120 Chiral-T (10 cm x 4.6 mm, 2.7 μm)
Mobile phase: 100/0.2/0.05: Methanol/Acetic Acid/Ammonium Hydroxide
Flow Rate: 0.5 mL/min
Temperature: Ambient (23 °C)
Injection Volume: 1.0 μL
Detection: UV 220 nm

Bamethan

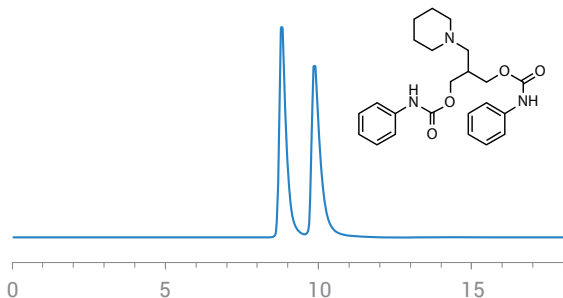


Retention (min): 5.19/5.69 (Peak1/Peak 2)
Resolution: 2.24

Method Conditions

Column: InfinityLab Poroshell 120 Chiral-V (10 cm x 4.6 mm, 2.7 μm)
Mobile phase: 60/40/0.3/0.2: Acetonitrile/Methanol/Acetic Acid/TEA
Flow Rate: 0.8 mL/min
Temperature: Ambient (23 °C)
Injection Volume: 1.0 μL
Detection: UV 220 nm

Diperodon

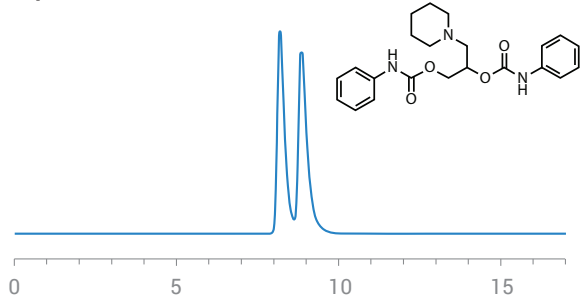


Retention (min): 8.80/9.87 (Peak1/Peak 2)
Resolution: 2.44

Method Conditions

Column: InfinityLab Poroshell 120 Chiral-T (10 cm x 4.6 mm, 2.7 μm)
Mobile phase: 100/0.2/0.05: Methanol/Acetic Acid/Ammonium Hydroxide
Flow Rate: 0.7 mL/min
Temperature: Ambient (23 °C)
Injection Volume: 1.0 μL
Detection: UV 230 nm

Diperodon

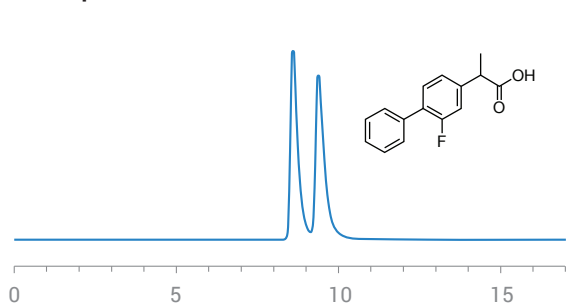


Retention (min): 8.19/8.86 (Peak1/Peak 2)
Resolution: 1.40

Method Conditions

Column: InfinityLab Poroshell 120 Chiral-V (10 cm x 4.6 mm, 2.7 µm)
Mobile phase: 100/0.2/0.05: Methanol/Acetic Acid/Ammonium Hydroxide
Flow Rate: 0.5 mL/min
Temperature: Ambient (23 °C)
Injection Volume: 1.0 µL
Detection: UV 220 nm

Flurbiprofen

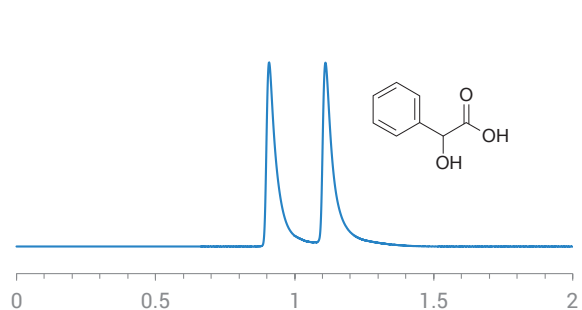


Retention (min): 8.59/9.37 (Peak1/Peak 2)
Resolution: 1.50

Method Conditions

Column: InfinityLab Poroshell 120 Chiral-T (10 cm x 4.6 mm, 2.7 µm)
Mobile phase: 30/70: Methanol/15 mM Ammonium Formate (pH 3.6)
Flow Rate: 0.5 mL/min
Temperature: Ambient (23 °C)
Injection Volume: 1.0 µL
Detection: UV 220 nm

Mandelic acid

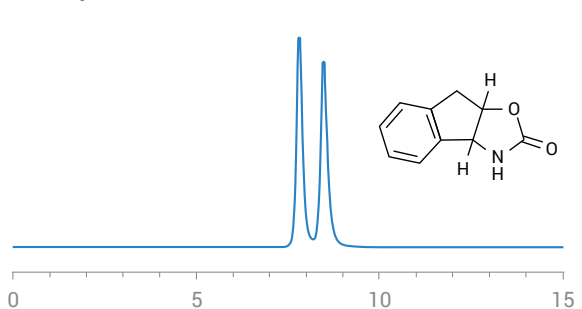


Retention (min): 0.91/1.11 (Peak1/Peak 2)
Resolution: 3.56

Method Conditions

Column: InfinityLab Poroshell 120 Chiral-T (10 cm x 4.6 mm, 2.7 µm)
Mobile phase: 30/70: Methanol/80 mM Ammonium Acetate (pH 5.0)
Flow Rate: 0.5 mL/min
Temperature: 45 °C
Injection Volume: 1.0 µL
Detection: UV 220 nm

Naftopidil

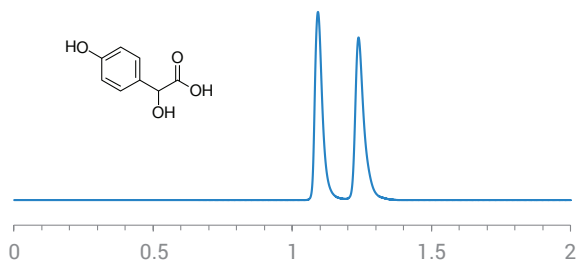
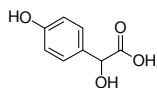


Retention (min): 3.80/4.03 (Peak1/Peak 2)
Resolution: 1.91

Method Conditions

Column: InfinityLab Poroshell 120 Chiral-T (10 cm x 4.6 mm, 2.7 µm)
Mobile phase: 100/0.1 wt %: Methanol/Ammonium Trifluoroacetate
Flow Rate: 0.5 mL/min
Temperature: Ambient (23 °C)
Injection Volume: 1.0 µL
Detection: UV 220 nm

p-hydroxymandelic acid

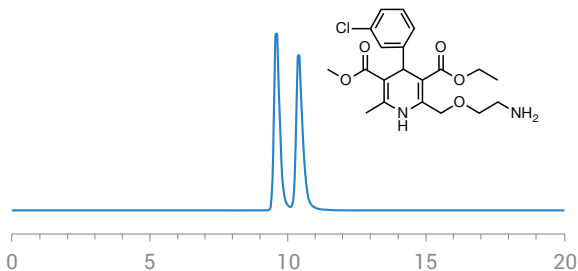
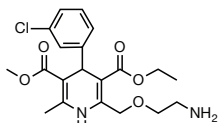


Retention (min): 1.09/1.24 (Peak1/Peak 2)
Resolution: 2.87

Method Conditions

Column: InfinityLab Poroshell 120 Chiral-T (10 cm x 4.6 mm, 2.7 μm)
Mobile phase: 30/70: Methanol/50 mM Ammonium Formate (pH 3.6)
Flow Rate: 1.0 mL/min
Temperature: 45 °C
Injection Volume: 1.0 μL
Detection: UV 230 nm

Amlodipine

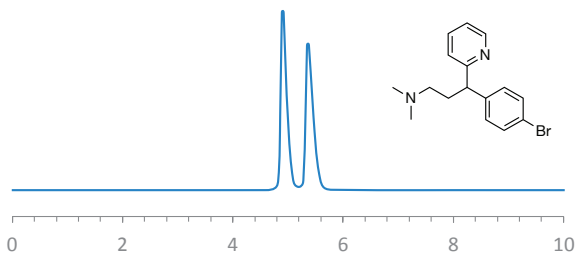
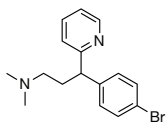


Retention (min): 9.58/10.39 (Peak1/Peak 2)
Resolution: 2.06

Method Conditions

Column: InfinityLab Poroshell 120 Chiral-V (10 cm x 4.6 mm, 2.7 μm)
Mobile phase: 100/0.2/0.05: Methanol/Acetic Acid/Ammonium Hydroxide
Flow Rate: 0.5 mL/min
Temperature: Ambient (23 °C)
Injection Volume: 1.0 μL
Detection: UV 220 nm

Brompheniramine

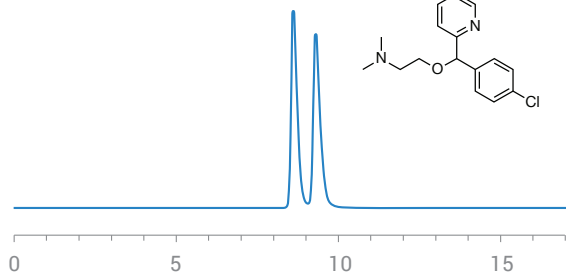
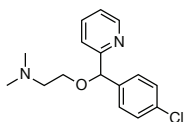


Retention (min): 4.91/5.37 (Peak1/Peak 2)
Resolution: 2.05

Method Conditions

Column: InfinityLab Poroshell 120 Chiral-V (10 cm x 4.6 mm, 2.7 μm)
Mobile phase: 90/10: Methanol/15 mM Ammonium Formate (pH 3.6)
Flow Rate: 0.7 mL/min
Temperature: Ambient (23 °C)
Injection Volume: 1.0 μL
Detection: UV 230 nm

Carbinoxamine

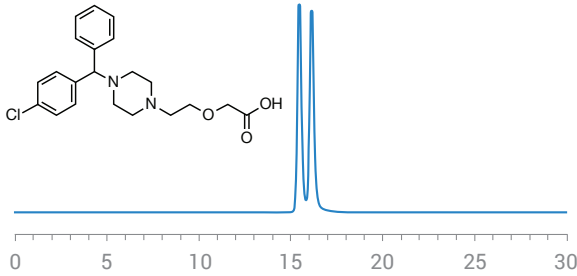


Retention (min): 8.61/9.30 (Peak1/Peak 2)
Resolution: 1.92

Method Conditions

Column: InfinityLab Poroshell 120 Chiral-V (10 cm x 4.6 mm, 2.7 μm)
Mobile phase: 100/0.2/0.05: Methanol/Acetic Acid/Ammonium Hydroxide
Flow Rate: 0.5 mL/min
Temperature: Ambient (23 °C)
Injection Volume: 1.0 μL
Detection: UV 230 nm

Cetirizine

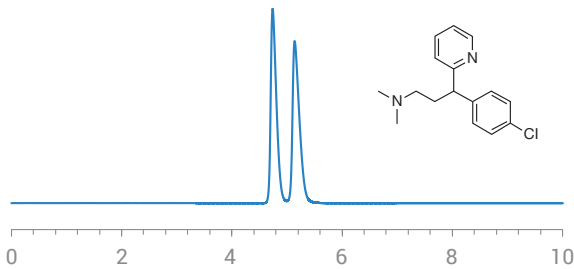


Retention (min): 15.48/16.14 (Peak1/Peak 2)
Resolution: 1.12

Method Conditions

Column: InfinityLab Poroshell 120 Chiral-V (10 cm x 4.6 mm, 2.7 μm) x2
Mobile phase: 90/10: Methanol/15 mM Ammonium Formate (pH 3.6)
Flow Rate: 0.3 mL/min
Temperature: Ambient (23 °C)
Injection Volume: 1.0 μL
Detection: UV 230 nm

Chlorpheniramine

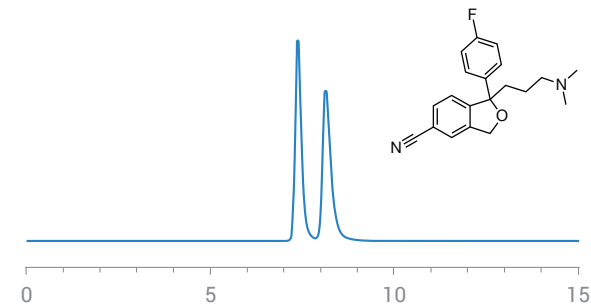


Retention (min): 4.74/5.14 (Peak1/Peak 2)
Resolution: 1.95

Method Conditions

Column: InfinityLab Poroshell 120 Chiral-V (10 cm x 4.6 mm, 2.7 μm)
Mobile phase: 90/10: Methanol/15 mM Ammonium Formate (pH 3.6)
Flow Rate: 0.7 mL/min
Temperature: Ambient (23 °C)
Injection Volume: 1.0 μL
Detection: UV 230 nm

Citalopram

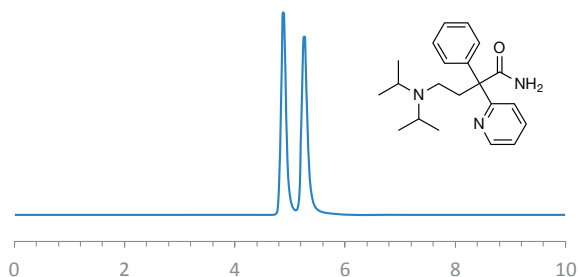


Retention (min): 7.38/8.14 (Peak1/Peak 2)
Resolution: 2.15

Method Conditions

Column: InfinityLab Poroshell 120 Chiral-V (10 cm x 4.6 mm, 2.7 μm)
Mobile phase: 100/0.2/0.05: Methanol/Acetic Acid/Ammonium Hydroxide
Flow Rate: 0.7 mL/min
Temperature: Ambient (23 °C)
Injection Volume: 1.0 μL
Detection: UV 230 nm

Disopyramide

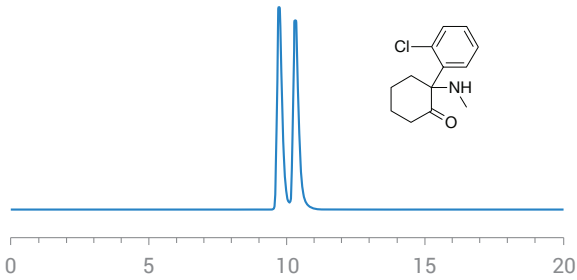


Retention (min): 4.88/5.26 (Peak1/Peak 2)
Resolution: 2.12

Method Conditions

Column: InfinityLab Poroshell 120 Chiral-V (10 cm x 4.6 mm, 2.7 μm)
Mobile phase: 60/40/0.3/0.2: Acetonitrile/Methanol/Acetic Acid/TEA
Flow Rate: 0.5 mL/min
Temperature: Ambient (23 °C)
Injection Volume: 1.0 μL
Detection: UV 220 nm

Ketamine

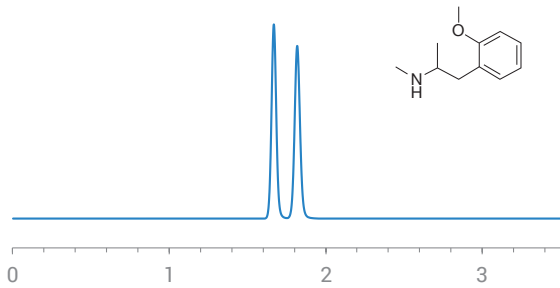


Retention (min): 9.72/10.31 (Peak1/Peak 2)
Resolution: 1.22

Method Conditions

Column: InfinityLab Poroshell 120 Chiral-V (15 cm x 4.6 mm, 2.7 µm)
Mobile phase: 90/10: Ethanol/15 mM Ammonium Formate (pH 3.6)
Flow Rate: 0.3 mL/min
Temperature: Ambient (23 °C)
Injection Volume: 1.0 µL
Detection: UV 220 nm

Methoxyphenamine

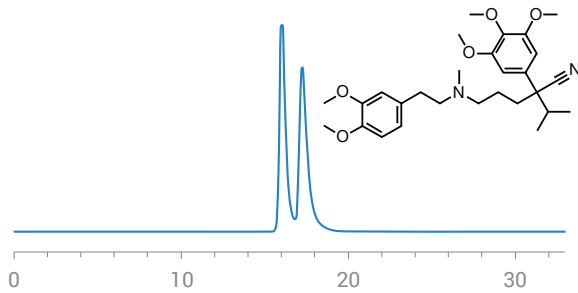


Retention (min): 1.67/1.82 (Peak1/Peak 2)
Resolution: 2.54

Method Conditions

Column: InfinityLab Poroshell 120 Chiral-V (10 cm x 4.6 mm, 2.7 µm)
Mobile phase: 100/0.1 wt %: Methanol/Ammonium Trifluoroacetate
Flow Rate: 1.0 mL/min
Temperature: Ambient (23 °C)
Injection Volume: 1.0 µL
Detection: UV 220 nm

Methoxyverapamil

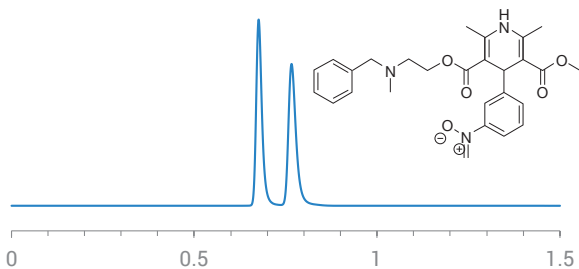


Retention (min): 16.03/17.26 (Peak1/Peak 2)
Resolution: 1.17

Method Conditions

Column: InfinityLab Poroshell 120 Chiral-V (10 cm x 4.6 mm, 2.7 µm) x2
Mobile phase: 100/0.2/0.05: Methanol/Acetic Acid/Ammonium Hydroxide
Flow Rate: 0.5 mL/min
Temperature: Ambient (23 °C)
Injection Volume: 1.0 µL
Detection: UV 220 nm

Nicardipine

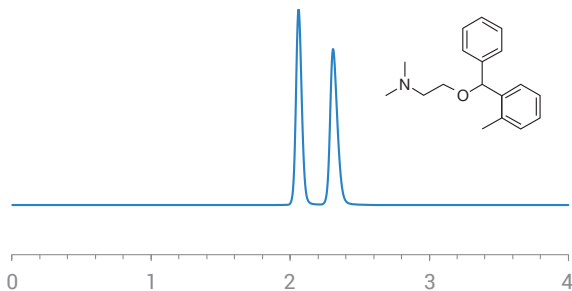


Retention (min): 0.68/0.77 (Peak1/Peak 2)
Resolution: 2.78

Method Conditions

Column: InfinityLab Poroshell 120 Chiral-V (10 cm x 4.6 mm, 2.7 µm)
Mobile phase: 100/0.1 wt %: Methanol/Ammonium Trifluoroacetate
Flow Rate: 2.0 mL/min
Temperature: 45 °C
Injection Volume: 1.0 µL
Detection: UV 230 nm

Orphenadrine

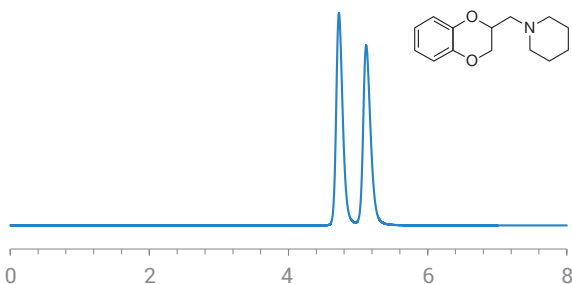


Retention (min): 2.06/2.31 (Peak1/Peak 2)
Resolution: 2.92

Method Conditions

Column: InfinityLab Poroshell 120 Chiral-V (10 cm x 4.6 mm, 2.7 μm)
Mobile phase: 90/10: Methanol/15 mM Ammonium Formate (pH 3.6)
Flow Rate: 1.0 mL/min
Temperature: Ambient (23 °C)
Injection Volume: 1.0 μL
Detection: UV 220 nm

Piperoxan

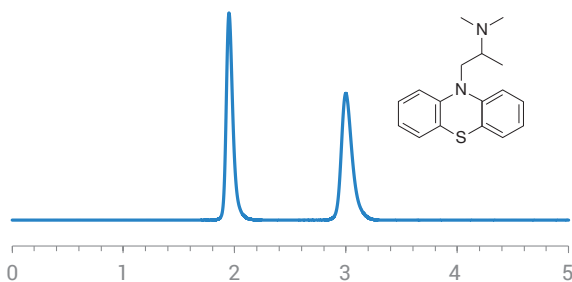


Retention (min): 4.72/5.12 (Peak1/Peak 2)
Resolution: 2.18

Method Conditions

Column: InfinityLab Poroshell 120 Chiral-V (10 cm x 4.6 mm, 2.7 μm)
Mobile phase: 100/0.2/0.1: Methanol/Acetic Acid/Triethylamine
Flow Rate: 0.7 mL/min
Temperature: Ambient (23 °C)
Injection Volume: 1.0 μL
Detection: UV 220 nm

Promethazine

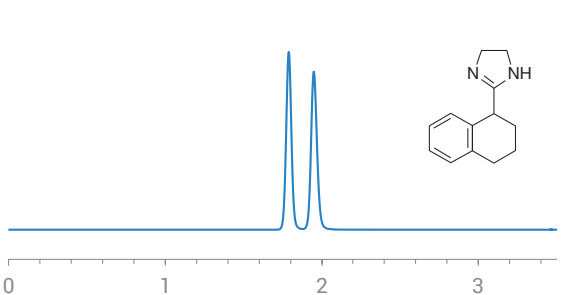


Retention (min): 1.95/3.00 (Peak1/Peak 2)
Resolution: 7.52

Method Conditions

Column: InfinityLab Poroshell 120 Chiral-V (10 cm x 4.6 mm, 2.7 μm)
Mobile phase: 100/0.1 wt %: Methanol/Ammonium Trifluoroacetate
Flow Rate: 2.0 mL/min
Temperature: Ambient (23 °C)
Injection Volume: 1.0 μL
Detection: UV 254 nm

Tetrahydrozoline

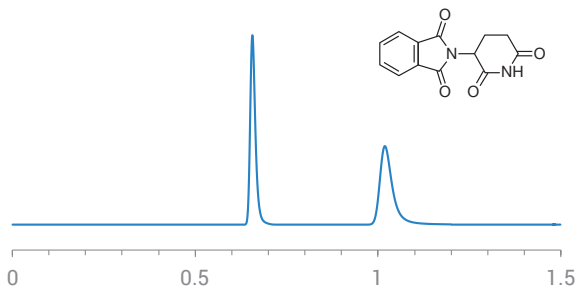


Retention (min): 1.79/1.95 (Peak1/Peak 2)
Resolution: 2.49

Method Conditions

Column: InfinityLab Poroshell 120 Chiral-V (10 cm x 4.6 mm, 2.7 μm)
Mobile phase: 90/10: Methanol/15 mM Ammonium Formate (pH 3.6)
Flow Rate: 1.0 mL/min
Temperature: Ambient (23 °C)
Injection Volume: 1.0 μL
Detection: UV 220 nm

Thalidomide

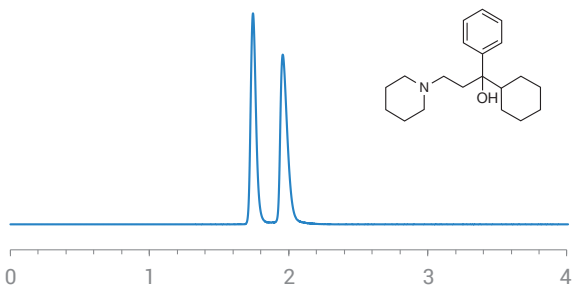


Retention (min): 0.66/1.02 (Peak1/Peak 2)
Resolution: 8.50

Method Conditions

Column: InfinityLab Poroshell 120 Chiral-V (10 cm x 4.6 mm, 2.7 µm)
Mobile phase: 100: Methanole
Flow Rate: 2.0 mL/min
Temperature: 45 °C
Injection Volume: 1.0 µL
Detection: UV 220 nm

Triahexylphenidyl

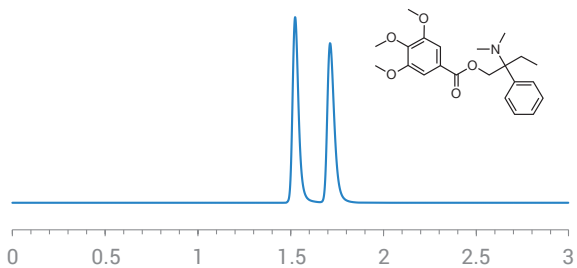


Retention (min): 1.74/1.96 (Peak1/Peak 2)
Resolution: 2.66

Method Conditions

Column: InfinityLab Poroshell 120 Chiral-V (10 cm x 4.6 mm, 2.7 µm)
Mobile phase: 100/0.1 wt %: Methanol/Ammonium Trifluoroacetate
Flow Rate: 1.0 mL/min
Temperature: Ambient (23 °C)
Injection Volume: 1.0 µL
Detection: UV 220 nm

Trimebutine

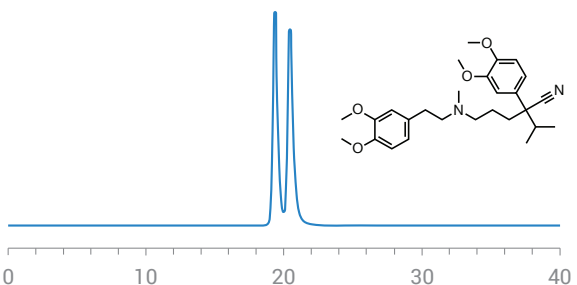


Retention (min): 1.53/1.71 (Peak1/Peak 2)
Resolution: 2.98

Method Conditions

Column: InfinityLab Poroshell 120 Chiral-V (10 cm x 4.6 mm, 2.7 µm)
Mobile phase: 100/0.1 wt %: Methanol/Ammonium Trifluoroacetate
Flow Rate: 1.0 mL/min
Temperature: Ambient (23 °C)
Injection Volume: 1.0 µL
Detection: UV 230 nm

Verapamil

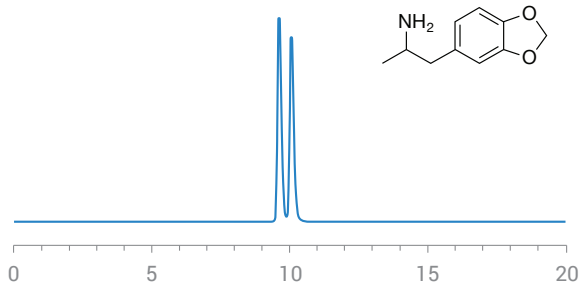


Retention (min): 19.35/20.44 (Peak1/Peak 2)
Resolution: 1.13

Method Conditions

Column: InfinityLab Poroshell 120 Chiral-V (10 cm x 4.6 mm, 2.7 µm) x2
Mobile phase: 90/10: Methanol/15 mM Ammonium Formate (pH 3.6)
Flow Rate: 0.3 mL/min
Temperature: Ambient (23 °C)
Injection Volume: 1.0 µL
Detection: UV 230 nm

3,4-methylenedioxyamphetamine (MDA)

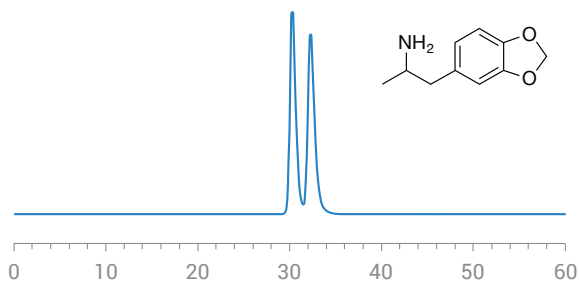


Retention (min): 9.61/10.06 (Peak1/Peak 2)
Resolution: 1.71

Method Conditions

Column: InfinityLab Poroshell 120 Chiral-CD (15 cm x 4.6 mm, 2.7 μm)
Mobile phase: 10/90: Acetonitrile/15 mM Ammonium Formate (pH 3.6)
Flow Rate: 0.5 mL/min
Temperature: Ambient (23 °C)
Injection Volume: 1.0 μL
Detection: UV 230 nm

3,4-methylenedioxyamphetamine (MDA)

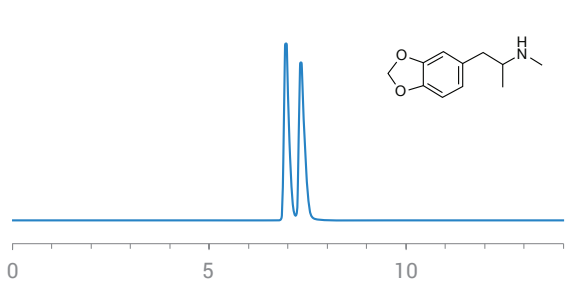


Retention (min): 30.31/32.27 (Peak1/Peak 2)
Resolution: 1.16

Method Conditions

Column: InfinityLab Poroshell 120 Chiral-V (10 cm x 4.6 mm, 2.7 μm) x2
Mobile phase: 95/5: Ethanol/15 mM Ammonium Formate (pH 3.6)
Flow Rate: 0.4 mL/min
Temperature: Ambient (23 °C)
Injection Volume: 1.0 μL
Detection: UV 263 nm

3,4-methylenedioxymethamphetamine (MDMA)

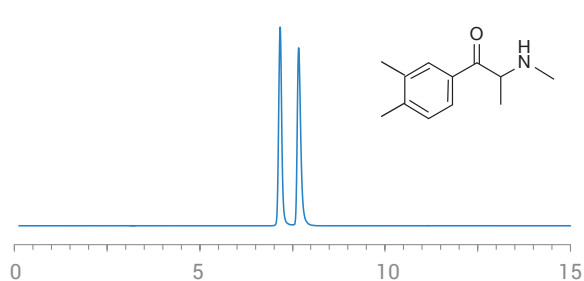


Retention (min): 6.95/7.33 (Peak1/Peak 2)
Resolution: 1.54

Method Conditions

Column: InfinityLab Poroshell 120 Chiral-CD (15 cm x 4.6 mm, 2.7 μm)
Mobile phase: 15/85: Acetonitrile/15 mM Ammonium Formate (pH 3.6)
Flow Rate: 0.7 mL/min
Temperature: Ambient (23 °C)
Injection Volume: 1.0 μL
Detection: UV 230 nm

3,4-dimethylmethcathinone

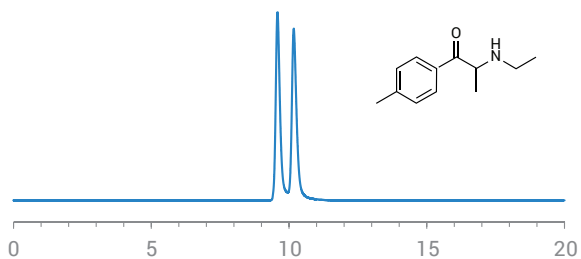


Retention (min): 1.30/1.48 (Peak1/Peak 2)
Resolution: 2.95

Method Conditions

Column: InfinityLab Poroshell 120 Chiral-CD (10 cm x 4.6 mm, 2.7 μm)
Mobile phase: 30/70: Methanol/50 mM Ammonium Formate (pH 3.6)
Flow Rate: 1.0 mL/min
Temperature: 45 °C
Injection Volume: 1.0 μL
Detection: UV 230 nm

4-methylethcathinone

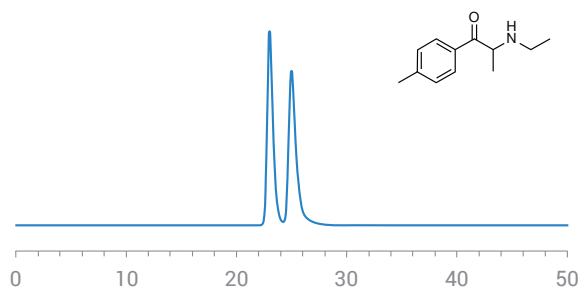


Retention (min): 19.35/20.44 (Peak1/Peak 2)
Resolution: 1.13

Method Conditions

Column: InfinityLab Poroshell 120 Chiral-CD (10 cm x 4.6 mm, 2.7 µm) x2
Mobile phase: 90/10: Methanol/15 mM Ammonium Formate (pH 3.6)
Flow Rate: 0.3 mL/min
Temperature: Ambient (23 °C)
Injection Volume: 1.0 µL
Detection: UV 230 nm

4-methylethcathinone

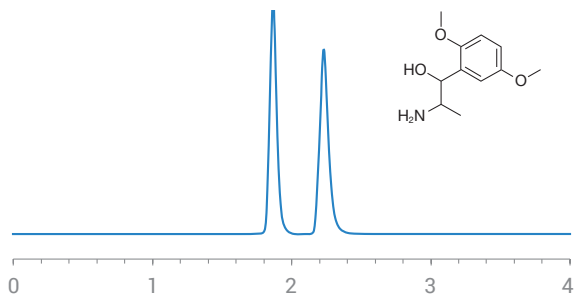


Retention (min): 22.98/24.98 (Peak1/Peak 2)
Resolution: 1.52

Method Conditions

Column: InfinityLab Poroshell 120 Chiral-T (10 cm x 4.6 mm, 2.7 µm)
Mobile phase: 95/5: Ethanol/15 mM Ammonium Formate (pH 3.6)
Flow Rate: 1.0 mL/min
Temperature: Ambient (23 °C)
Injection Volume: 1.0 µL
Detection: UV 254 nm

Methoxamine

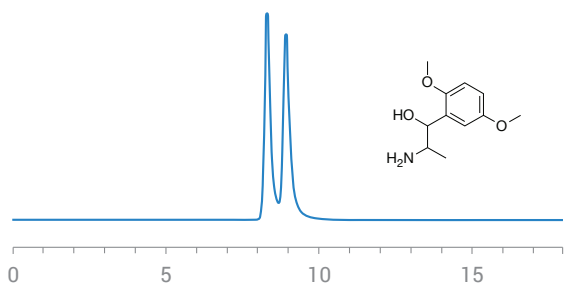


Retention (min): 1.87/2.23 (Peak1/Peak 2)
Resolution: 3.62

Method Conditions

Column: InfinityLab Poroshell 120 Chiral-CD (10 cm x 4.6 mm, 2.7 µm)
Mobile phase: 10/90: Acetonitrile/15 mM Ammonium Formate (pH 3.6)
Flow Rate: 1.0 mL/min
Temperature: Ambient (23 °C)
Injection Volume: 1.0 µL
Detection: UV 220 nm

Methoxamine



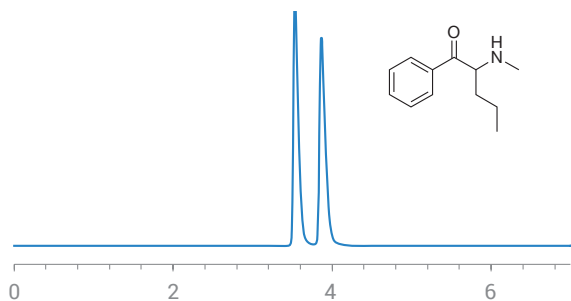
Retention (min): 8.32/8.93 (Peak1/Peak 2)
Resolution: 1.24

Method Conditions

Column: InfinityLab Poroshell 120 Chiral-V (10 cm x 4.6 mm, 2.7 µm)
Mobile phase: 60/40/0.3/0.2: Acetonitrile/Methanol/Acetic Acid/TEA
Flow Rate: 0.5 mL/min
Temperature: Ambient (23 °C)
Injection Volume: 1.0 µL
Detection: UV 220 nm

Stimulants

Pentdrone

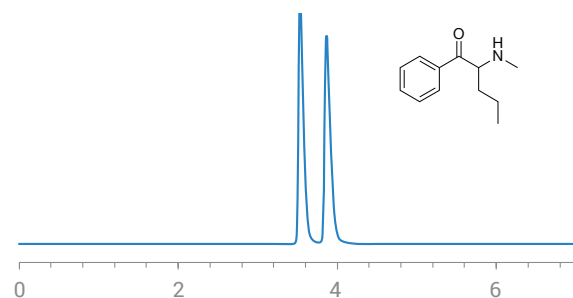


Retention (min): 3.54/3.87 (Peak1/Peak 2)
Resolution: 2.68

Method Conditions

Column: InfinityLab Poroshell 120 Chiral-CD (15 cm x 4.6 mm, 2.7 μ m)
Mobile phase: 10/90: Acetonitrile/15 mM Ammonium Formate (pH 3.6)
Flow Rate: 1.0 mL/min
Temperature: Ambient (23 $^{\circ}$ C)
Injection Volume: 1.0 μ L
Detection: UV 254 nm

Pentdrone

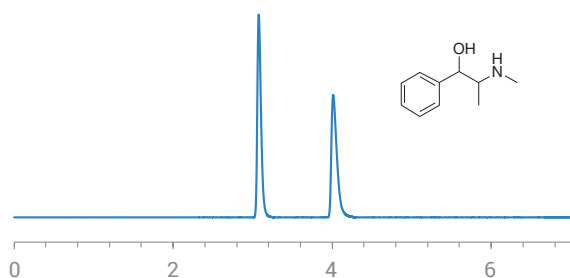


Retention (min): 7.95/8.53 (Peak1/Peak 2)
Resolution: 1.80

Method Conditions

Column: InfinityLab Poroshell 120 Chiral-V (10 cm x 4.6 mm, 2.7 μ m)
Mobile phase: 90/10: Ethanol/15 mM Ammonium Formate (pH 3.6)
Flow Rate: 0.5 mL/min
Temperature: Ambient (23 $^{\circ}$ C)
Injection Volume: 1.0 μ L
Detection: UV 254 nm

Pseudoephedrine

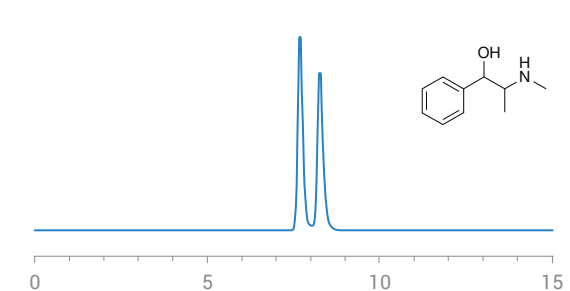


Retention (min): 3.08/4.01 (Peak1/Peak 2)
Resolution: 8.98

Method Conditions

Column: InfinityLab Poroshell 120 Chiral-CD (15 cm x 4.6 mm, 2.7 μ m)
Mobile phase: 10/90: Acetonitrile/15 mM Ammonium Formate (pH 3.6)
Flow Rate: 1.0 mL/min
Temperature: Ambient (23 $^{\circ}$ C)
Injection Volume: 1.0 μ L
Detection: UV 220 nm

Pseudoephedrine



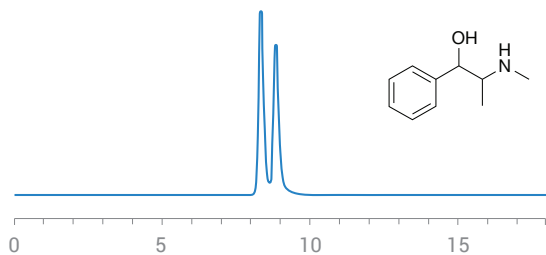
Retention (min): 7.70/8.27 (Peak1/Peak 2)
Resolution: 2.04

Method Conditions

Column: InfinityLab Poroshell 120 Chiral-T (10 cm x 4.6 mm, 2.7 μ m)
Mobile phase: 60/40/0.3/0.2: Acetonitrile/Methanol/Acetic Acid/TEA
Flow Rate: 0.7 mL/min
Temperature: Ambient (23 $^{\circ}$ C)
Injection Volume: 1.0 μ L
Detection: UV 220 nm

Stimulants

Pseudoephedrine

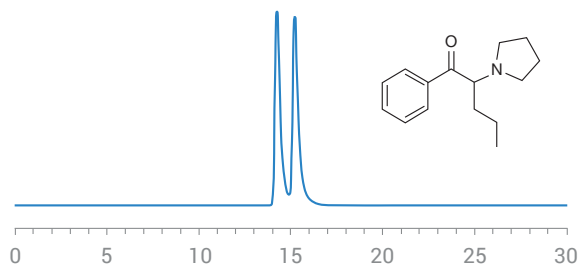


Retention (min): 8.34/8.84 (Peak1/Peak 2)
Resolution: 1.40

Method Conditions

Column: InfinityLab Poroshell 120 Chiral-V (10 cm x 4.6 mm, 2.7 μ m)
Mobile phase: 60/40/0.3/0.2: Acetonitrile/Methanol/Acetic Acid/TEA
Flow Rate: 0.5 mL/min
Temperature: Ambient (23 $^{\circ}$ C)
Injection Volume: 1.0 μ L
Detection: UV 254 nm

α -pyrrolidinopentiophenone

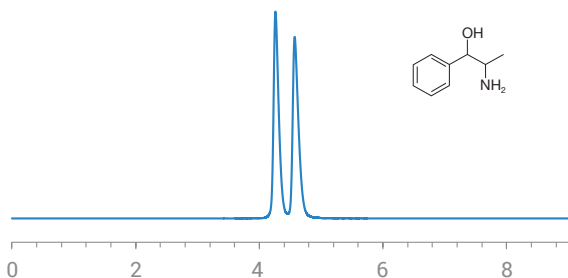


Retention (min): 14.24/15.21 (Peak1/Peak 2)
Resolution: 1.34

Method Conditions

Column: InfinityLab Poroshell 120 Chiral-CD (15 cm x 4.6 mm, 2.7 μ m)
Mobile phase: 15/85: Acetonitrile/15 mM Ammonium Formate (pH 3.6)
Flow Rate: 0.3 mL/min
Temperature: 10 $^{\circ}$ C
Injection Volume: 1.0 μ L
Detection: UV 254 nm

Norephedrine

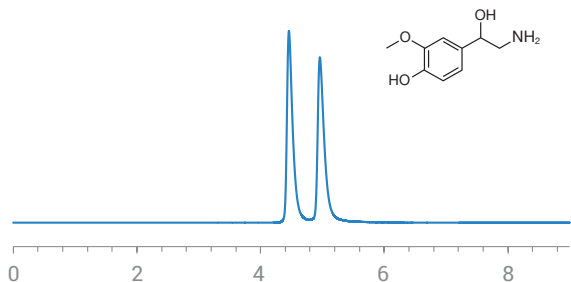


Retention (min): 4.26/4.57 (Peak1/Peak 2)
Resolution: 1.96

Method Conditions

Column: InfinityLab Poroshell 120 Chiral-CF (10 cm x 4.6 mm, 2.7 μ m)
Mobile phase: 60/40/0.3/0.2: Acetonitrile/Methanol/Acetic Acid/TEA
Flow Rate: 0.8 mL/min
Temperature: Ambient (23 $^{\circ}$ C)
Injection Volume: 1.0 μ L
Detection: UV 210 nm

Normetanephrine

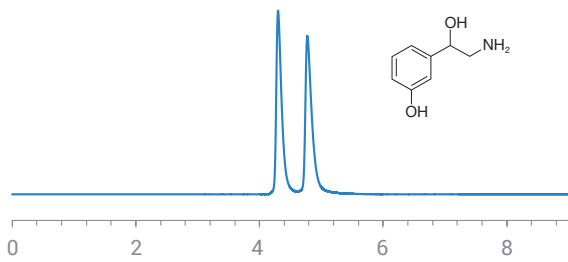


Retention (min): 4.46/4.96 (Peak1/Peak 2)
Resolution: 2.88

Method Conditions

Column: InfinityLab Poroshell 120 Chiral-CF (10 cm x 4.6 mm, 2.7 μ m)
Mobile phase: 60/40/0.3/0.2: Acetonitrile/Methanol/Acetic Acid/TEA
Flow Rate: 1.0 mL/min
Temperature: Ambient (23 $^{\circ}$ C)
Injection Volume: 1.0 μ L
Detection: UV 220 nm

Norphenylephrine

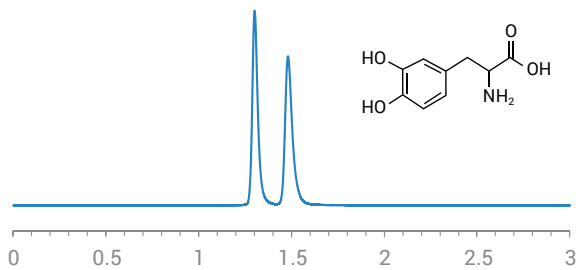


Retention (min): 4.30/4.77 (Peak1/Peak 2)
Resolution: 2.84

Method Conditions

Column: InfinityLab Poroshell 120 Chiral-CF (10 cm x 4.6 mm, 2.7 µm)
Mobile phase: 60/40/0.3/0.2: Acetonitrile/Methanol/Acetic Acid/TEA
Flow Rate: 1.0 mL/min
Temperature: Ambient (23 °C)
Injection Volume: 1.0 µL
Detection: UV 220 nm

3,4-dihydroxyphenylalanine (DOPA)

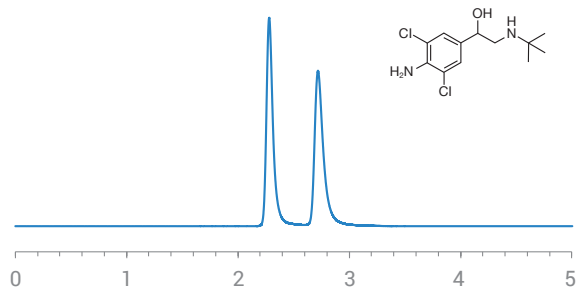


Retention (min): 1.30/1.48 (Peak1/Peak 2)
Resolution: 2.95

Method Conditions

Column: InfinityLab Poroshell 120 Chiral-T (10 cm x 4.6 mm, 2.7 µm)
Mobile phase: 30/70: Methanol/50 mM Ammonium Formate (pH 3.6)
Flow Rate: 1.0 mL/min
Temperature: 45 °C
Injection Volume: 1.0 µL
Detection: UV 230 nm

Clenbuterol

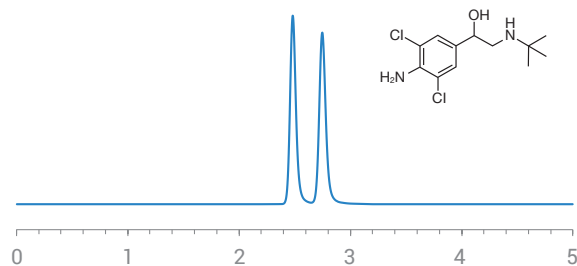


Retention (min): 2.28/2.72 (Peak1/Peak 2)
Resolution: 3.70

Method Conditions

Column: InfinityLab Poroshell 120 Chiral-T (10 cm x 4.6 mm, 2.7 µm)
Mobile phase: 100/0.2/0.05: Methanol/Acetic Acid/Ammonium Hydroxide
Flow Rate: 2.0 mL/min
Temperature: Ambient (23 °C)
Injection Volume: 1.0 µL
Detection: UV 220 nm

Clenbuterol



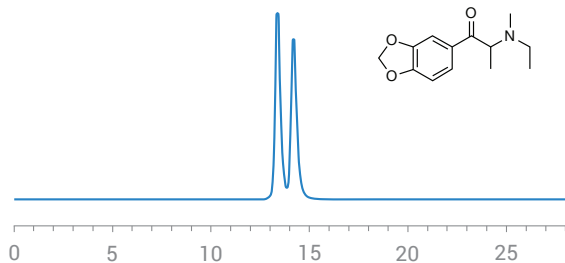
Retention (min): 2.48/2.75 (Peak1/Peak 2)
Resolution: 2.66

Method Conditions

Column: InfinityLab Poroshell 120 Chiral-V (10 cm x 4.6 mm, 2.7 µm)
Mobile phase: 100/0.1/0.02: Methanol/Acetic Acid/Ammonium Hydroxide
Flow Rate: 1.0 mL/min
Temperature: Ambient (23 °C)
Injection Volume: 1.0 µL
Detection: UV 220 nm

Stimulants

Ethylone

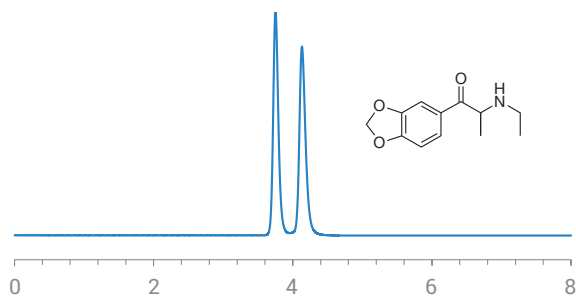


Retention (min): 13.38/14.18 (Peak1/Peak 2)
Resolution: 1.50

Method Conditions

Column: InfinityLab Poroshell 120 Chiral-T (10 cm x 4.6 mm, 2.7 μ m)
Mobile phase: 100/0.2/0.05: Methanol/Acetic Acid/Ammonium Hydroxide
Flow Rate: 0.5 mL/min
Temperature: Ambient (23 $^{\circ}$ C)
Injection Volume: 1.0 μ L
Detection: UV 230 nm

Ethylone

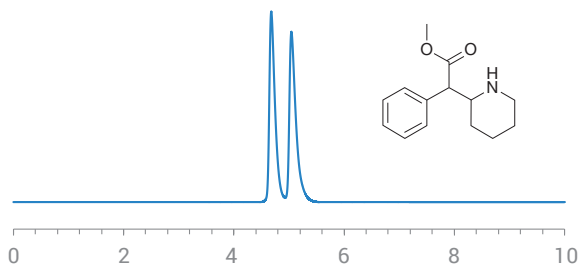


Retention (min): 3.75/4.13 (Peak1/Peak 2)
Resolution: 2.61

Method Conditions

Column: InfinityLab Poroshell 120 Chiral-V (10 cm x 4.6 mm, 2.7 μ m)
Mobile phase: 100/0.2/0.1: Methanol/Acetic Acid/Triethylamine
Flow Rate: 0.7 mL/min
Temperature: Ambient (23 $^{\circ}$ C)
Injection Volume: 1.0 μ L
Detection: UV 230 nm

Methylphenidate

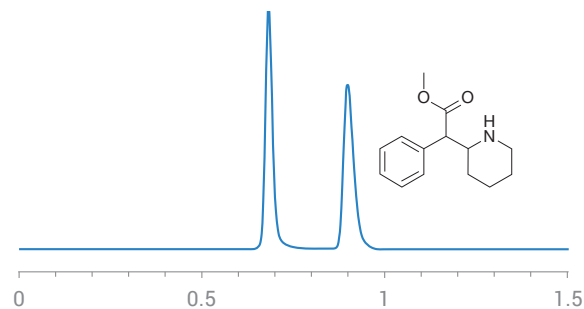


Retention (min): 4.68/5.04 (Peak1/Peak 2)
Resolution: 1.58

Method Conditions

Column: InfinityLab Poroshell 120 Chiral-T (10 cm x 4.6 mm, 2.7 μ m)
Mobile phase: 100/0.1 wt %: Methanol/Ammonium Trifluoroacetate
Flow Rate: 1.0 mL/min
Temperature: Ambient (23 $^{\circ}$ C)
Injection Volume: 1.0 μ L
Detection: UV 220 nm

Methylphenidate

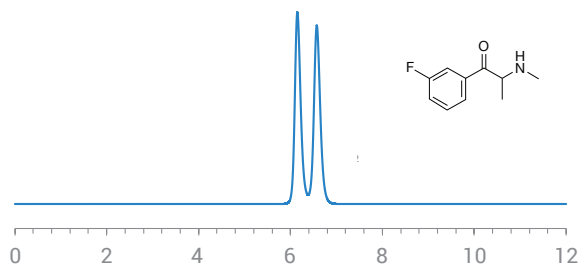


Retention (min): 0.68/0.90 (Peak1/Peak 2)
Resolution: 5.18

Method Conditions

Column: InfinityLab Poroshell 120 Chiral-V (10 cm x 4.6 mm, 2.7 μ m)
Mobile phase: 100/0.1 wt %: Methanol/Ammonium Formate (pH 3.6)
Flow Rate: 2.75 mL/min
Temperature: Ambient (23 $^{\circ}$ C)
Injection Volume: 1.0 μ L
Detection: UV 220 nm

3-fluoromethcathinone

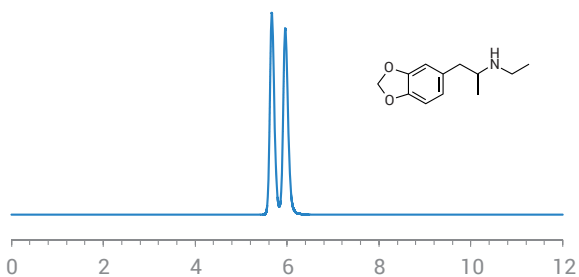


Retention (min): 6.15/6.57 (Peak1/Peak 2)
Resolution: 1.50

Method Conditions

Column: InfinityLab Poroshell 120 Chiral-V (10 cm x 4.6 mm, 2.7 µm)
Mobile phase: 30/70: Methanol/15 mM Ammonium Formate (pH 3.6)
Flow Rate: 0.5 mL/min
Temperature: Ambient (23 °C)
Injection Volume: 1.0 µL
Detection: UV 254 nm

3,4-methylenedioxy-N-ethylamphetamine (MDEA)

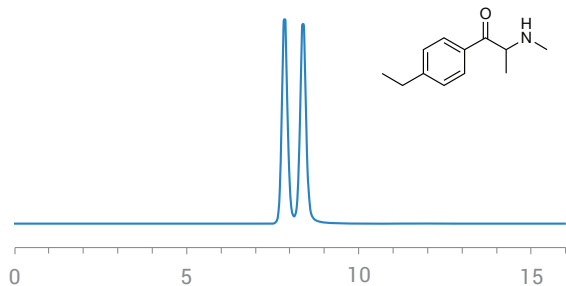


Retention (min): 5.67/5.96 (Peak1/Peak 2)
Resolution: 1.58

Method Conditions

Column: InfinityLab Poroshell 120 Chiral-V (10 cm x 4.6 mm, 2.7 µm)
Mobile phase: 100/0.2/0.05: Methanol/Acetic Acid/Ammonium Hydroxide
Flow Rate: 0.5 mL/min
Temperature: Ambient (23 °C)
Injection Volume: 1.0 µL
Detection: UV 220 nm

4-ethylmethcathinone

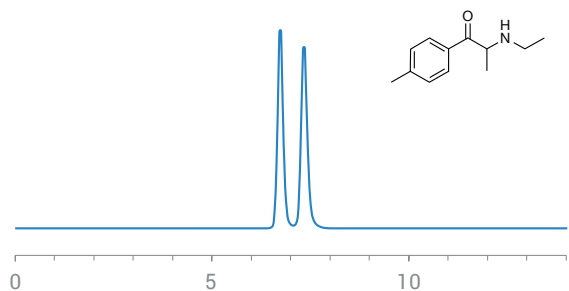


Retention (min): 7.85/8.38 (Peak1/Peak 2)
Resolution: 1.74

Method Conditions

Column: InfinityLab Poroshell 120 Chiral-V (10 cm x 4.6 mm, 2.7 µm)
Mobile phase: 90/10: Ethanol/15 mM Ammonium Formate (pH 3.6)
Flow Rate: 0.5 mL/min
Temperature: Ambient (23 °C)
Injection Volume: 1.0 µL
Detection: UV 254 nm

4-methylethcathinone



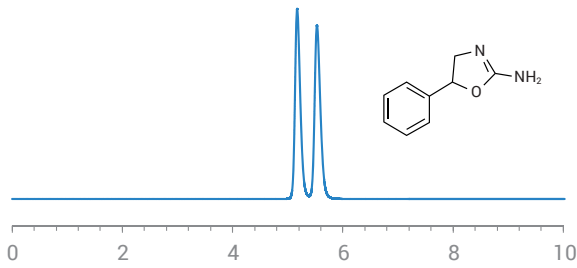
Retention (min): 6.73/7.33 (Peak1/Peak 2)
Resolution: 2.23

Method Conditions

Column: InfinityLab Poroshell 120 Chiral-V (10 cm x 4.6 mm, 2.7 µm)
Mobile phase: 90/10: Ethanol/15 mM Ammonium Formate (pH 3.6)
Flow Rate: 0.5 mL/min
Temperature: Ambient (23 °C)
Injection Volume: 1.0 µL
Detection: UV 254 nm

Stimulants

Aminorex

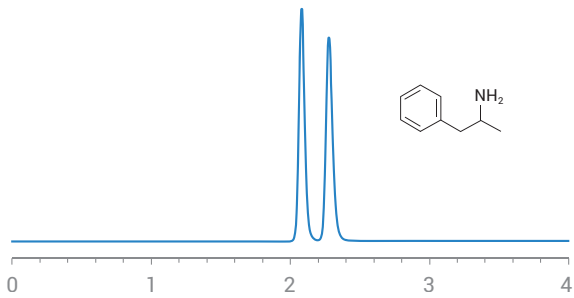


Retention (min): 5.17/5.53 (Peak1/Peak 2)
Resolution: 1.98

Method Conditions

Column: InfinityLab Poroshell 120 Chiral-V (10 cm x 4.6 mm, 2.7 µm)
Mobile phase: 100/0.2/0.05: Methanol/Acetic Acid/Ammonium Hydroxide
Flow Rate: 0.7 mL/min
Temperature: Ambient (23 °C)
Injection Volume: 1.0 µL
Detection: UV 220 nm

Amphetamine

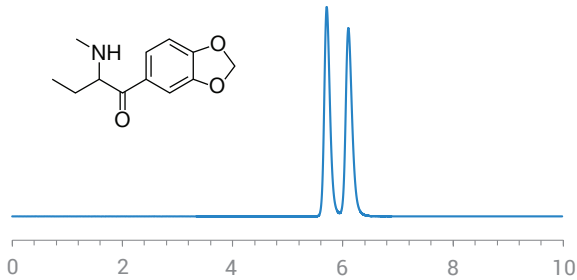


Retention (min): 2.08/2.28 (Peak1/Peak 2)
Resolution: 2.48

Method Conditions

Column: InfinityLab Poroshell 120 Chiral-V (10 cm x 4.6 mm, 2.7 µm)
Mobile phase: 100/0.1 wt %: Methanol/Ammonium Trifluoroacetate
Flow Rate: 1.0 mL/min
Temperature: Ambient (23 °C)
Injection Volume: 1.0 µL
Detection: UV 220 nm

Butylone

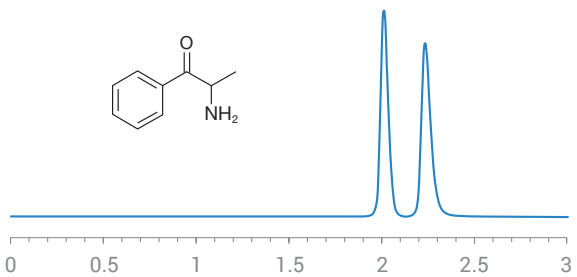


Retention (min): 5.71/6.10 (Peak1/Peak 2)
Resolution: 1.97

Method Conditions

Column: InfinityLab Poroshell 120 Chiral-V (10 cm x 4.6 mm, 2.7 µm)
Mobile phase: 100/0.2/0.1: Methanol/Acetic Acid/Triethylamine
Flow Rate: 1.0 mL/min
Temperature: Ambient (23 °C)
Injection Volume: 1.0 µL
Detection: UV 230 nm

Cathinone



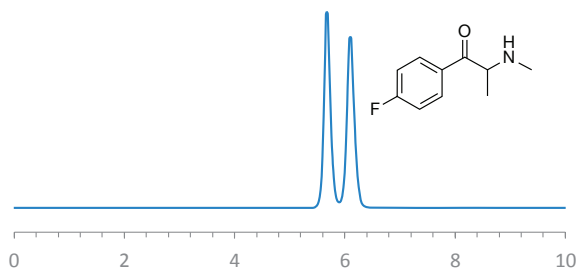
Retention (min): 2.01/2.23 (Peak1/Peak 2)
Resolution: 2.65

Method Conditions

Column: InfinityLab Poroshell 120 Chiral-V (10 cm x 4.6 mm, 2.7 µm)
Mobile phase: 100/0.1 wt %: Methanol/Ammonium Trifluoroacetate
Flow Rate: 1.0 mL/min
Temperature: 15 °C
Injection Volume: 1.0 µL
Detection: UV 220 nm

Stimulants

Flephedrone

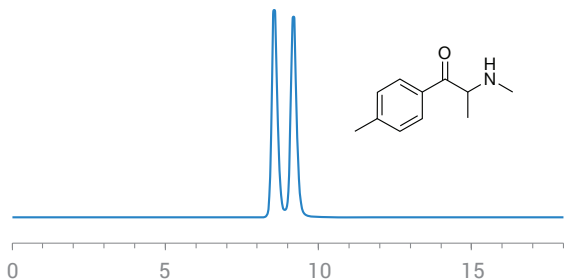


Retention (min): 5.68/6.10 (Peak1/Peak 2)
Resolution: 1.85

Method Conditions

Column: InfinityLab Poroshell 120 Chiral-V (10 cm x 4.6 mm, 2.7 µm)
Mobile phase: 100/0.2/0.1: Methanol/Acetic Acid/Triethylamine
Flow Rate: 0.5 mL/min
Temperature: Ambient (23 °C)
Injection Volume: 1.0 µL
Detection: UV 230 nm

Mephedrone

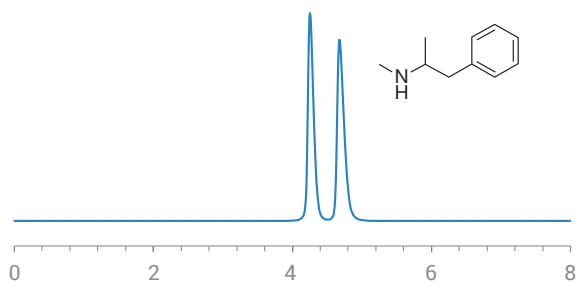


Retention (min): 8.56/9.19 (Peak1/Peak 2)
Resolution: 1.84

Method Conditions

Column: InfinityLab Poroshell 120 Chiral-V (10 cm x 4.6 mm, 2.7 µm)
Mobile phase: 90/10: Ethanol/15 mM Ammonium Formate (pH 3.6)
Flow Rate: 0.5 mL/min
Temperature: Ambient (23 °C)
Injection Volume: 1.0 µL
Detection: UV 254 nm

Methamphetamine

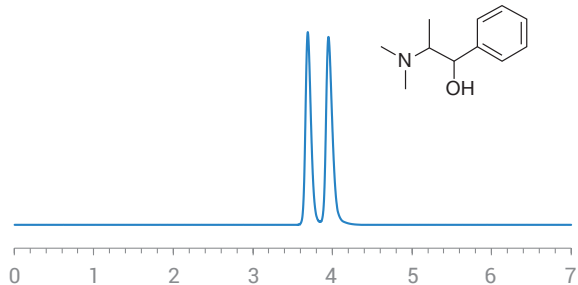


Retention (min): 4.25/4.71 (Peak1/Peak 2)
Resolution: 2.73

Method Conditions

Column: InfinityLab Poroshell 120 Chiral-V (10 cm x 4.6 mm, 2.7 µm)
Mobile phase: 100/0.1/0.05: Methanol/Acetic Acid/Triethylamine
Flow Rate: 1.0 mL/min
Temperature: Ambient (23 °C)
Injection Volume: 1.0 µL
Detection: UV 220 nm

Methylephedrine



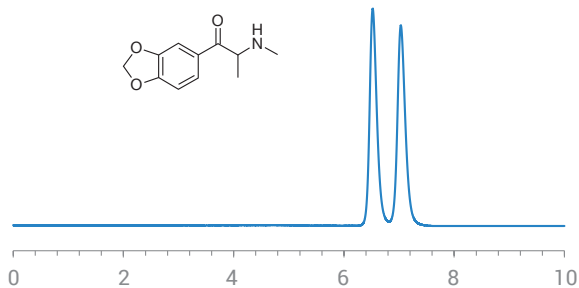
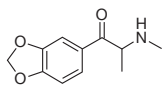
Retention (min): 3.69/3.95 (Peak1/Peak 2)
Resolution: 1.92

Method Conditions

Column: InfinityLab Poroshell 120 Chiral-V (10 cm x 4.6 mm, 2.7 µm)
Mobile phase: 100/0.1/0.05: Methanol/Acetic Acid/Triethylamine
Flow Rate: 1.0 mL/min
Temperature: Ambient (23 °C)
Injection Volume: 1.0 µL
Detection: UV 220 nm

Stimulants

Methylone

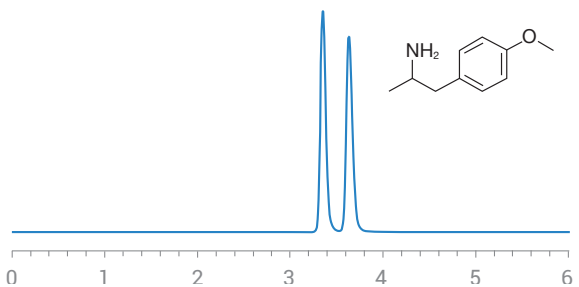
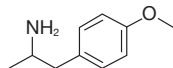


Retention (min): 6.52/7.03 (Peak1/Peak 2)
Resolution: 2.08

Method Conditions

Column: InfinityLab Poroshell 120 Chiral-V (10 cm x 4.6 mm, 2.7 µm)
Mobile phase: 100/0.2/0.1: Methanol/Acetic Acid/Triethylamine
Flow Rate: 1.0 mL/min
Temperature: Ambient (23 °C)
Injection Volume: 1.0 µL
Detection: UV 230 nm

p-methoxyamphetamine

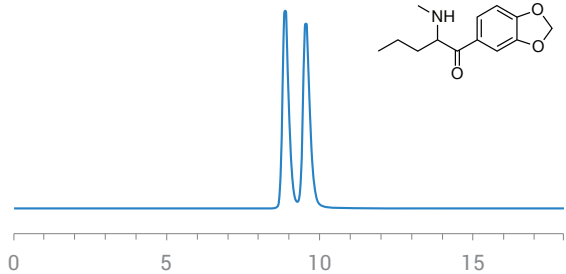
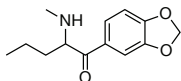


Retention (min): 3.35/3.63 (Peak1/Peak 2)
Resolution: 2.47

Method Conditions

Column: InfinityLab Poroshell 120 Chiral-V (10 cm x 4.6 mm, 2.7 µm)
Mobile phase: 100/0.1 wt %: Methanol/Ammonium Trifluoroacetate
Flow Rate: 0.6 mL/min
Temperature: Ambient (23 °C)
Injection Volume: 1.0 µL
Detection: UV 220 nm

Pentylone

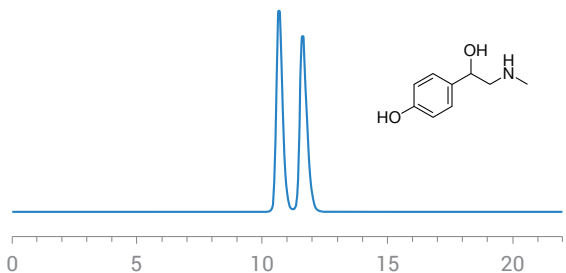
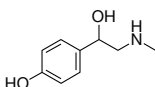


Retention (min): 8.88/9.55 (Peak1/Peak 2)
Resolution: 1.72

Method Conditions

Column: InfinityLab Poroshell 120 Chiral-V (10 cm x 4.6 mm, 2.7 µm)
Mobile phase: 90/10: Ethanol/15 mM Ammonium Formate (pH 3.6)
Flow Rate: 0.5 mL/min
Temperature: Ambient (23 °C)
Injection Volume: 1.0 µL
Detection: UV 230 nm

Synephrine

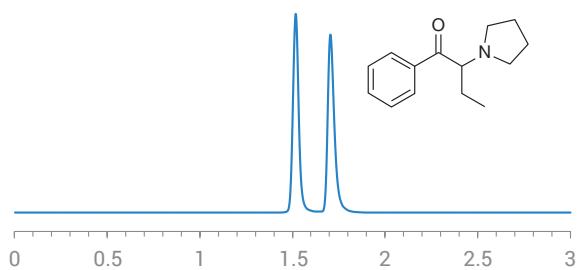


Retention (min): 10.67/11.62 (Peak1/Peak 2)
Resolution: 1.92

Method Conditions

Column: InfinityLab Poroshell 120 Chiral-V (10 cm x 4.6 mm, 2.7 µm)
Mobile phase: 90/10: Ethanol/15 mM Ammonium Formate (pH 3.6)
Flow Rate: 0.5 mL/min
Temperature: Ambient (23 °C)
Injection Volume: 1.0 µL
Detection: UV 220 nm

α -pyrrolidinopentiophenone



Retention (min): 1.64/1.92 (Peak1/Peak 2)
Resolution: 4.33

Method Conditions

Column: InfinityLab Poroshell 120 Chiral-V (10 cm x 4.6 mm, 2.7 μ m)
Mobile phase: 100/0.1 wt %: Methanol/Ammonium Trifluoroacetate
Flow Rate: 1.0 mL/min
Temperature: Ambient (23 $^{\circ}$ C)
Injection Volume: 1.0 μ L
Detection: UV 220 nm

Table of Contents by Column

InfinityLab Poroshell 120 Chiral-CD

1-benzyl-2,2-diphenylethylamine.....	10
1,1'-binaphthyl-2,2'-diamine.....	10
Methadone.....	24
Bupropion.....	31
Temazepam.....	31
Chlorthalidone.....	42
Benalaxyl.....	43
Econazole.....	43
Flutriafol.....	43
Miconazole.....	43
Praziquantel.....	44
Prothioconazole.....	44
2'-amino-1,1'-binaphthalen-2-ol.....	47
Hydratropic acid.....	47
Jacobsen's catalyst.....	47
Tropic acid.....	47
α -N,N-dimethylaminophenyl acetonitrile...	48
1,5-dimethyl-4-phenyl-2-imidazolidinone...	54
1-indanol.....	57
Benzoin.....	57
Chlophedianol.....	57
Homatropine.....	58
Indapamide.....	58
Lofexidine.....	58
p-chloramphetamine.....	59
Phenylsuccinic anhydride.....	59
Triadimenol.....	59
3,4-methylenedioxyamphetamine (MDA)..	67
3,4-methylenedioxyamphetamine (MDMA).....	67
3,4-dimethylmethcathinone.....	67
4-methylethcathinone.....	68
Methoxamine.....	68
Pentedrone.....	69
Pseudoephedrine.....	69
α -pyrrolidinopentiophenone.....	70

InfinityLab Poroshell 120 Chiral-CF

1-(1-naphthyl)ethylamine.....	11
1-(1,1-biphenyl-4-yl)ethanamine.....	11
1-(4-methoxyphenyl)ethylamine.....	12
1-aminotetralin.....	12
6-methoxy-1,2,3,4-tetrahydro-1-naphthalenylamine.....	13
2-amino-1,2-diphenylethanol.....	48
phenylalaninol.....	48
4-chlorophenylalaninol.....	49
trans-1-amino-2-indanol.....	49

Tryptophanol.....	50
Tyrosinol.....	50
α -(1-aminoethyl)-4-hydroxybenzyl-alcohol.....	50
Octopamine.....	53
Norephedrine.....	70
Normetanephrine.....	70
Norphenylephrine.....	71

InfinityLab Poroshell 120 Chiral-T

2-amino-2-phenylbutyric acid.....	18
4-nitrophenylalanine.....	18
AQC Methionine.....	18
AQC Phenylalanine.....	18
AQC Serine.....	19
AQC Tyrosine.....	19
Fmoc Alanine.....	19
Fmoc Asparagine.....	19
Fmoc Leucine.....	20
Fmoc Phenylalanine.....	20
Fmoc Tryptophan.....	20
Fmoc Valine.....	20
Methionine.....	21
p-chlorophenylalanine.....	21
p-fluorophenylalanine.....	21
Phenylalanine.....	21
Tryptophan.....	22
α -amino-2-thiophenacetic acid.....	22
3,4-dihydroxyphenylalanine (DOPA).....	23
Proglumide.....	24
Indoprofen.....	25
Ketorolac.....	25
Hexobarbital.....	27
Mepivacaine.....	27
Coumachlor.....	29
Warfarin.....	29
Phensuximide.....	30
α -methyl- α -phenylsuccinimide.....	30
Lorazepam.....	31
Lormetazepam.....	31
Mianserin.....	32
Oxazepam.....	32
Acebutolol.....	34
Alprenolol.....	34
Atenolol.....	35
Esmolol.....	35
Isoproterenol.....	36
Metaproterenol.....	36
Metoprolol.....	37

Pindolol.....	37
Propranolol.....	38
Salbutamol.....	38
Sotalol.....	39
Terbutaline.....	39
Tulobuterol.....	40
Baclofen.....	41
Bendroflumethazide.....	42
Chlorthalidone.....	42
Dichloroprop.....	44
Fenoprop.....	44
Haloxypop.....	45
Mecoprop methyl ester.....	45
Mecoprop.....	45
Bromacil.....	46
Napropamid.....	46
2-(2-chlorophenoxy)propionic acid.....	50
2-(3-chlorophenoxy)propionic acid.....	51
2-(4-chlorophenoxy)propionic acid.....	51
2-phenoxypropanoic acid.....	51
4-benzyl-2-oxazolidinone.....	54
4-methyl-5-phenyl-2-oxazolidinone.....	54
4-phenyl-2-oxazolidinone.....	54
5,5-dimethyl-4-phenyl-2-oxazolidinone.....	55
5,5-dimethyl-4-benzyl-2-oxazolidinone.....	55
5,5-dimethyl-4-methyl-2-oxazolidinone.....	55
5-methyl-5-phenylhydantoin.....	59
Aminoglutethimide.....	60
Bamethan.....	60
Diperodon.....	60
Flurbiprofen.....	61
Mandelic acid.....	61
Naftopidil.....	61
p-hydroxymandelic acid.....	62
Pseudoephedrine.....	69
3,4-dihydroxyphenylalanine (DOPA).....	71
Clenbuterol.....	71
Ethylone.....	72
Methylphenidate.....	72
4-methylethcathinone.....	73

InfinityLab Poroshell 120 Chiral-V

1-benzyl-2,2-diphenylethylamine.....	10
1,1'-binaphthyl-2,2'-diamine.....	10
1-(1,1-biphenyl-4-yl)ethanamine.....	11
1-(1-naphthyl)ethylamine.....	11
1-(4-methoxyphenyl)ethylamine.....	12
1-aminotetralin.....	12
1-(2-methoxyphenyl)ethanamine.....	13

1-(4-chlorophenyl)ethylamine.....	13	Mandipropamid.....	45	Mephedrone.....	75
6-methoxy-1,2,3,4-tetrahydro-1-naphthalenylamine.....	13	Bromacil.....	46	Methamphetamine.....	75
1,1-diphenyl-1-fluoro-2-aminopropane.....	14	Napropamid.....	46	Methylephedrine.....	75
1,1-diphenyl-2-aminopropane.....	14	2-amino-1,2-diphenylethanol.....	48	Methylone.....	76
1,2,2-triphenylethylamine.....	14	phenylalaninol.....	49	p-methoxyamphetamine.....	76
2-amino-4-methyl-1,1-diphenylpentane propane.....	14	trans-1-amino-2-indanol.....	49	Pentylone.....	76
2-chloro-indan-1-ylamine.....	15	2-amino-1,1,-diphenyl-1-propanol.....	51	Synephrine.....	76
4-methoxy- α -methylbenzylamine.....	15	2-amino-1,1,13-triphenyl-1-propanol.....	52	α -pyrrolidinopentiophenone.....	77
bis(1-phenylethyl)amine.....	15	2-(carbobenzyloxyamino)-3-phenyl-1-propanol.....	52		
bis(α -methylbenzyl)amine.....	15	cis-1-amino-2-indanol.....	52		
Mexiletine.....	16	(3a-cis)-3,3a,8,8a-tetrahydro-2H-indeno[1,2]doxazol2-one.....	55		
N-benzyl- α -methylbenzylamine.....	16	4-(1-H-indol-3-yl-methyl)-2-oxazolidinone...	56		
N, α -dimethylbenzylamine.....	16	Chlophedianol.....	57		
α -methyl-4-nitrobenzylamine.....	16	Lofexidine.....	58		
α -methylbenzylamine.....	17	Bamethan.....	60		
3-amino-3-phenylpropanoic acid.....	22	Diperodon.....	61		
Kynurenine.....	22	Amlodipine.....	62		
Tryptophanamide.....	23	Brompheniramine.....	62		
Methadone.....	24	Carbinoxamine.....	62		
Proglumide.....	24	Cetirizine.....	63		
Methorphan.....	25	Chlorpheniramine.....	63		
Nefopam.....	25	Citalopram.....	63		
Tramadol.....	26	Disopyramide.....	63		
Hexobarbital.....	27	Ketamine.....	64		
Mepivacaine.....	27	Methoxyphenamine.....	64		
Bupivacaine.....	28	Methoxyverapamil.....	64		
Mephobarbital.....	28	Nicardipidine.....	64		
Prilocaine.....	28	Orphenadrine.....	65		
Phensuximide.....	30	Piperoxan.....	65		
Fluoxetine.....	32	Promethazine.....	65		
Mianserin.....	32	Tetrahydrozoline.....	65		
Tranlycypromine.....	33	Thalidomide.....	66		
Trimipramine.....	33	Triahexylphenidyl.....	66		
Venlafaxine.....	33	Trimebutine.....	66		
Acebutolol.....	34	Verapamil.....	66		
Alprenolol.....	34	3,4-methylenedioxyamphetamine (MDA) ...	67		
Atenolol.....	35	Methoxamine.....	68		
Esmolol.....	35	Pentedrone.....	69		
Isoproterenol.....	36	Pseudoephedrine.....	70		
Metaproterenol.....	36	Clenbuterol.....	71		
Metoprolol.....	37	Ethylone.....	72		
Pindolol.....	37	Methylphenidate.....	72		
Propranolol.....	38	3-fluoromethcathinone.....	73		
Salbutamol.....	38	3,4-methylenedioxy-N-ethylamphetamine (MDEA).....	73		
Sotalol.....	39	4-ethylmethcathinone.....	73		
Terbutaline.....	39	4-methylethcathinone.....	73		
Carvedilol.....	40	Aminorex.....	74		
Tulobuterol.....	40	Amphetamine.....	74		
Baclofen.....	41	Butylone.....	74		
OctoclothePIN.....	41	Cathinone.....	74		
Tolperisone.....	41	Flephedrone.....	75		

Learn more:

www.agilent.com/chem/poroshell-120-chiral

Buy online:

www.agilent.com/chem/store

U.S. and Canada

1-800-227-9770

agilent_inquiries@agilent.com

Europe

info_agilent@agilent.com

Asia Pacific

inquiry_lsca@agilent.com

For Research Use Only. Not for use in diagnostic procedures.

This information is subject to change without notice.

© Agilent Technologies, Inc. 2017
Published in the USA, December 1, 2017
5991-8450EN

