

[ xBRIDGE HPLC COLUMNS ]

eXtreme  
flexibility



Waters  
THE SCIENCE OF WHAT'S POSSIBLE.®

## XBRIDGE HPLC COLUMNS



### Reliable Performance

Separation scientists know that reproducible column performance is one of the most critical factors for method reliability. Each step of our column manufacturing process is monitored and tightly controlled to maintain unmatched product reproducibility. Every test from raw material characterization to final batch analysis ensures that the XBridge® Column you use today will perform the same from column-to-column, batch-to-batch, and year-to-year.

## Unrivalled Versatility

Designed for one purpose – to maximize your productivity.

Whether the goal is to create a quality control method or to develop a leading edge LC/MS assay, XBridge Columns help by:

- Improving pH Stability
  - increased column lifetime
- Enhancing Column Reliability
  - assay ruggedness
- Maximizing Particle Efficiency
  - unmatched peak shape and peak capacity

BEH C<sub>18</sub>

BEH C<sub>8</sub>

BEH Shield RP18

BEH Phenyl

BEH HILIC

BEH Amide



BEH130 C<sub>18</sub>

BEH300 C<sub>18</sub>

BEH300 C<sub>4</sub>

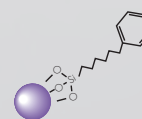
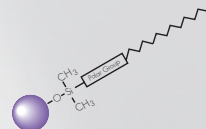
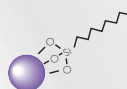
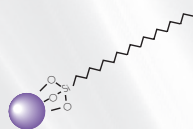
BEH C<sub>18</sub>



## Unsurpassed Quality by Design

XBridge Columns are the benchmark for LC method ruggedness and longevity. They were designed to have superior pH stability over the widest pH range (1-12), high efficiencies and symmetrical peak shape. XBridge Column chemistries (C<sub>18</sub>, C<sub>8</sub>, Phenyl, Shield RP18, HILIC and Amide) are used by scientists to provide consistently accurate results for the most rigorous assays.

With a selection of 10-general-purpose and application-specific sorbents in the widest range of particle sizes, no other HPLC column family provides the necessary tools for the most demanding chromatographic challenges. Whether you require robust HPLC methods, seamless UPLC® transferability, or preparative scaling for product isolation, you can count on the versatility of XBridge Columns.



### XBridge

C<sub>18</sub>

C<sub>8</sub>

Shield RP18

Phenyl

HILIC

Ligand Type

Trifunctional C<sub>18</sub>

Trifunctional C<sub>8</sub>

Monofunctional  
Embedded Polar

Trifunctional  
Phenyl-Hexyl

Unbonded  
BEH Particle

Ligand Density\*

3.1 μmol/m<sup>2</sup>

3.2 μmol/m<sup>2</sup>

3.3 μmol/m<sup>2</sup>

3.0 μmol/m<sup>2</sup>

n/a

Carbon Load\*

18%

13%

17%

15%

unbonded

Endcap Style

proprietary

proprietary

TMS

proprietary

n/a

USP Classification

L1

L7

L1

L11

L3

pH Range

1-12

1-12

2-11

1-12

1-9

Low pH Temp. Limit

80 °C

60 °C

50 °C

80 °C

45 °C

High pH Temp. Limit

60 °C

60 °C

45 °C

60 °C

45 °C

Pore Diameter\*

130 Å

130 Å

130 Å

130 Å

130 Å

Surface Area\*

185 m<sup>2</sup>/g

185 m<sup>2</sup>/g

185 m<sup>2</sup>/g

185 m<sup>2</sup>/g

185 m<sup>2</sup>/g

Particle Size

2.5, 3.5, 5, 10 μm

2.5, 3.5, 5, 10 μm

2.5, 3.5, 5, 10 μm

2.5, 3.5, 5 μm

2.5, 3.5, 5 μm

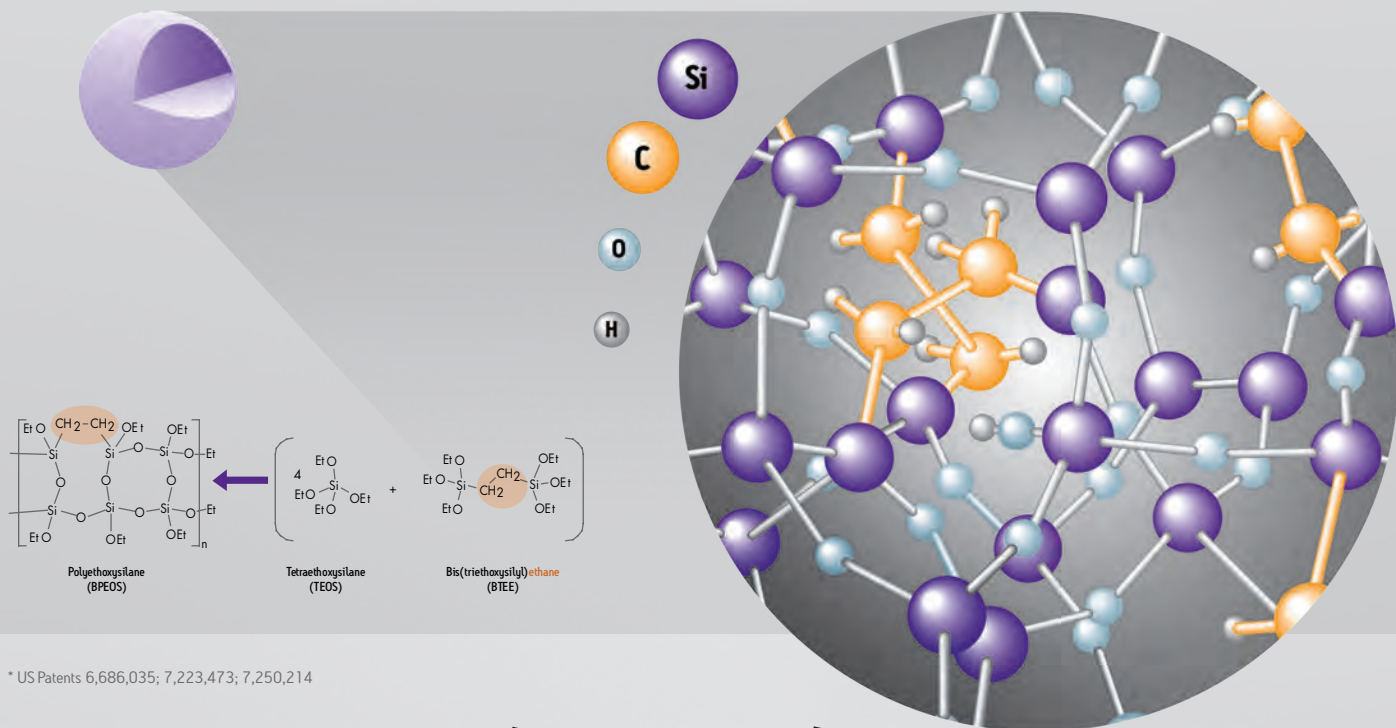
\* Expected or approximate values.

# Based on BEH Technology

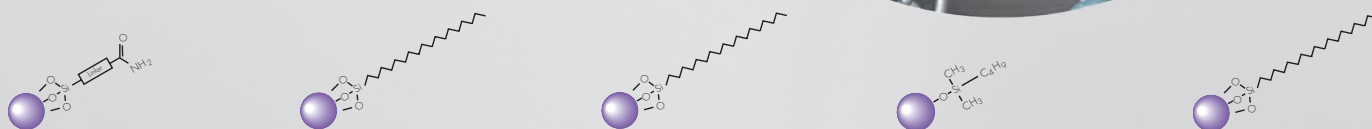
Ethylene Bridged Hybrid [BEH] Technology synthesis creates particles that ensure extreme column performance and long column lifetime under harsh operating conditions. The particle is prepared from two high purity monomers— tetraethoxysilane [TEOS] and bis(triethoxysilyl)ethane [BTEE]— resulting in a highly-stable, pH-resistant and mechanically-strong particle.



## BEH Technology Particle Synthesis



\* US Patents 6,686,035; 7,223,473; 7,250,214



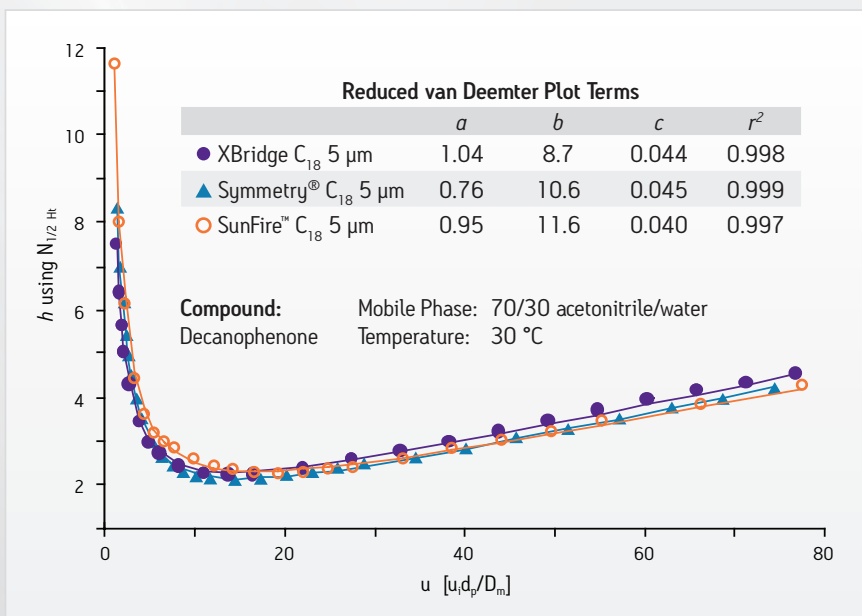
Amide	BEH130 C <sub>18</sub>	BEH300 C <sub>18</sub>	BEH300 C <sub>4</sub>	BEH C <sub>18</sub>
	Peptide Separation Technology	Peptide Separation Technology	Protein Separation Technology	Oligonucleotide Separation Technology
Amide	Trifunctional C <sub>18</sub>	Trifunctional C <sub>18</sub>	Monofunctional C <sub>4</sub>	Trifunctional C <sub>18</sub>
7.5 μmol/m <sup>2</sup>	3.1 μmol/m <sup>2</sup>	3.1 μmol/m <sup>2</sup>	2.4 μmol/m <sup>2</sup>	3.1 μmol/m <sup>2</sup>
12%	18%	12%	8%	18%
none	proprietary	proprietary	none	proprietary
-	L1	L1	L26	L1
2-11	1-12	1-12	1-10	1-12
90 °C	80 °C	80 °C	80 °C	80 °C
90 °C	60 °C	60 °C	50 °C	60 °C
130 Å	130 Å	300 Å	300 Å	130 Å
185 m <sup>2</sup> /g	185 m <sup>2</sup> /g	90 m <sup>2</sup> /g	90 m <sup>2</sup> /g	185 m <sup>2</sup> /g
2.5, 3.5 μm	3.5, 5, 10 μm	3.5, 5, 10 μm	3.5 μm	2.5 μm

# Maximizing Column Efficiency and Column Lifetime

One of the most important parameters in designing the BEH particle was to significantly improve the chromatographic performance of the base particle. The origins of band spreading, which decreases separation efficiency, are described by the van Deemter equation.

The c-term in the van Deemter equation describes the mass transfer characteristics of an analyte as it interacts with the internal surface of the stationary phase. State-of-the-art silica-based phases have excellent mass transfer; however, they are limited to a narrow range of chromatographic conditions. A comparison of silica to the BEH particle reveals that hybrid materials maintain the efficiency while extending the range of usable chromatographic conditions.

## van Deemter Curve Comparison



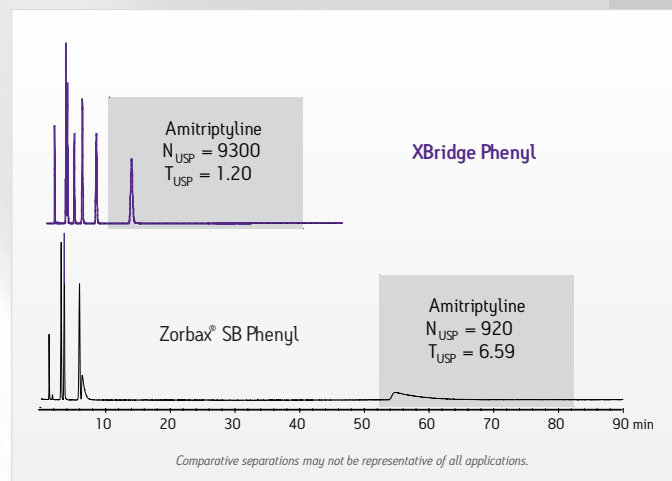
The reduced plate height, *h*, is a function of the reduced linear velocity, *v*, (both normalized for particle size) and *a*, *b*, and *c* summarize the contributions of eddy diffusion, longitudinal diffusion, and the sum of stationary- and mobile-phase mass transfer terms, respectively.

$$h = a + b/u + cu$$

## CONTROLLED BONDING TO IMPROVE PEAK SHAPE

The ethylene bridge used during the BEH particle synthesis plays a critical role in providing improved chromatographic peak shape. The ethylene bridge links adjoining silanols. This not only increases particle strength, it reduces free silanol sites to minimize the adverse interactions with the injected sample. Traditional methods such as excessive end capping are limited to the steric hindrance of the end capping agent and bonded ligand to the active site. As a result, free silanol sites may be exposed creating broad and tailing chromatographic peaks. The ethylene bridge reduces the number of free silanols to provide a sterically favorable ratio for bonding and end capping the ligand. Controlling this process is one of the ways that XBridge Columns can provide unsurpassed peak shape performance.

## Excellent Peak Shape



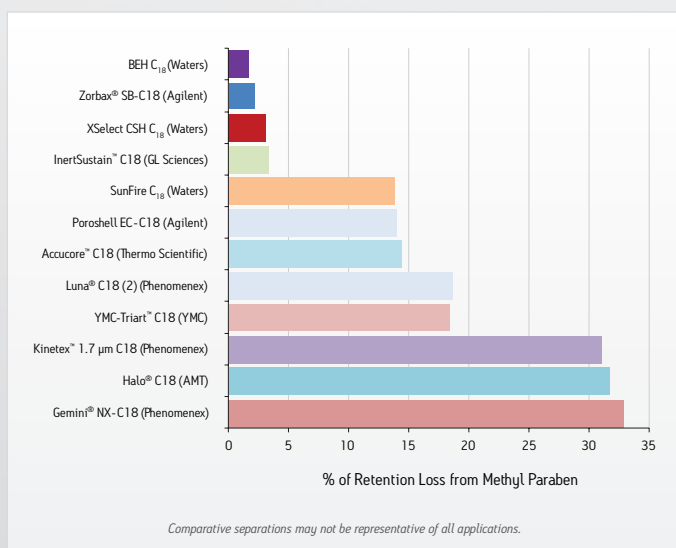
XBridge Phenyl Columns combine trifunctional bonding of the phenyl-hexyl ligand with proprietary end capping to produce industry-leading stability and exceptional peak shape.

# Stability Under Extreme pH Conditions

## IMPROVED PERFORMANCE AT LOW pH

The major cause of poor column lifetime in acidic (low-pH) mobile phases is due to the acid hydrolysis of the bonded phase. XBridge packing incorporates state-of-the-art, proprietary procedures for bonding and end capping resulting in ligand stability and chromatographic reproducibility at low pH. Compared to conventional materials, using an accelerated acidic mobile-phase stability test, XBridge C<sub>18</sub> Columns show very little retention loss or peak shape degradation and exhibit exceptional column lifetime without resorting to sterically hindering the stationary phase.

### Accelerated Acid Stability Test of Competitive Columns



XBridge packings incorporate well-characterized, state-of-the-art bonding and endcapping procedures to provide columns that are more stable using acidic-pH mobile phases compared to conventionally prepared columns.

## TAKING ADVANTAGE OF PHOSPHATE BUFFERS

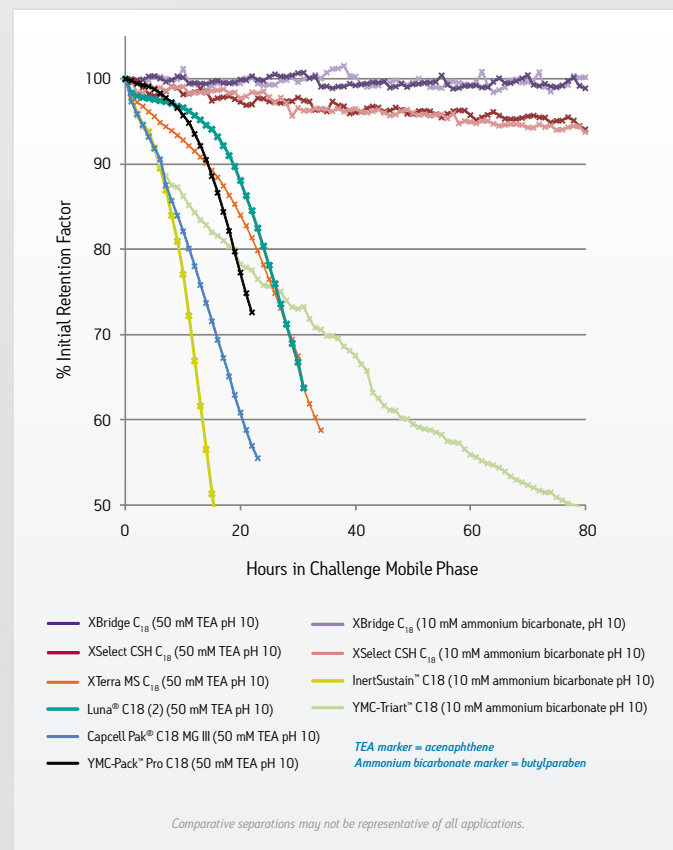
Phosphate buffers possess unique selectivity, excellent UV transparency and good buffering capacity at multiple pKa values. However, due to the aggressive nature of phosphate, traditional silica columns often exhibit significant reduced column lifetimes. XBridge Columns demonstrate excellent performance using phosphate buffers across the entire pH range by utilizing advanced bonding and end capping (acid stability) and the chemical resistance (alkaline stability) of BEH particle technology.

## HIGH pH ENDURANCE

XBridge Columns are engineered to be the most pH stable and highest performing chromatographic phases commercially available. Approaches that claim high pH resistance, due to special surface modifications, cannot match the lifetime of XBridge HPLC Columns. This industry-leading stability is the product of combining the BEH particle synthesis process with advanced bonding and end-capping technologies.

Under accelerated pH 10 stability test conditions, a direct comparison to some of the most popular chromatographic phases, claiming to have extended high-pH stability, clearly shows that the XBridge C<sub>18</sub> Column lifetime exceeds that of the next best column by over 1000% with very little degradation in chromatographic performance.

### Accelerated High-pH Stability Test of Competitive Columns



XBridge Columns resist base particle dissolution and ligand hydrolysis when used with high-pH mobile phases. No other column family has the extended lifetime of an XBridge HPLC Column at elevated pH.

To learn more about BEH Technology, visit [www.waters.com](http://www.waters.com) and reference 720001159EN.

# Method Development Flexibility

## THE UNIVERSAL FAMILY OF HPLC COLUMNS

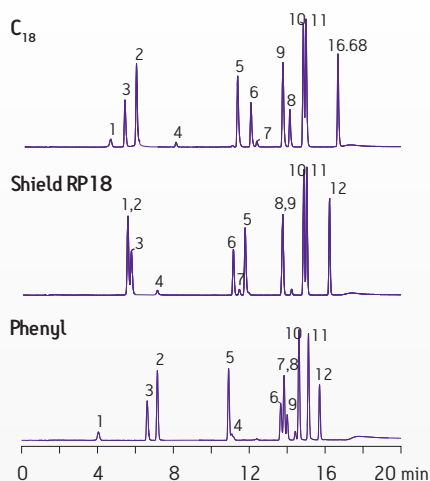
Selecting the most suitable column and separation conditions can be extremely difficult. XBridge HPLC Columns are designed to eliminate the compromises of sorbent selection and deliver the flexibility to work under any mobile phase, temperature and pH conditions necessary to achieve the desired separation.

A simple and effective reversed-phase method development approach consists of XBridge Columns, two mobile-phase pHs and two organic solvents. The availability of robust columns with wide useable pH ranges can quickly define the starting conditions for rugged method development. Optimized approaches save you time, effort and expense.

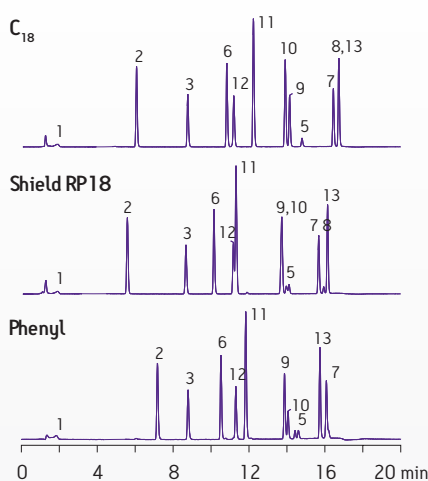
### Recommended Method Screening using Column Chemistry, pH and Organic Modifier

By systematically screening a standard set of conditions, the separation scientist can quickly determine the best starting point for further method optimization. Using the results from this matrix, you can eliminate guesswork and maximize your method development productivity.

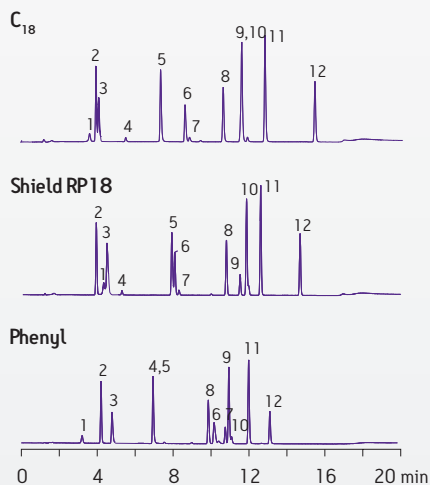
XBridge **Low pH** in Methanol



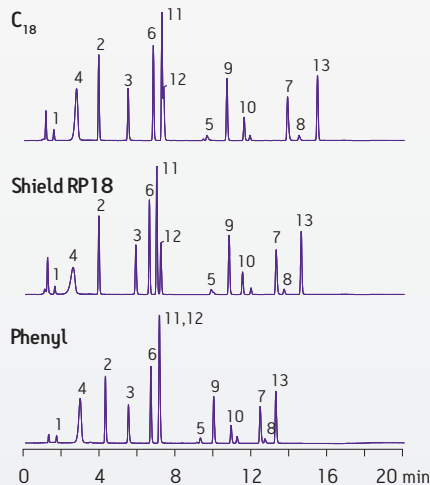
XBridge **High pH** in Methanol



XBridge **Low pH** in Acetonitrile



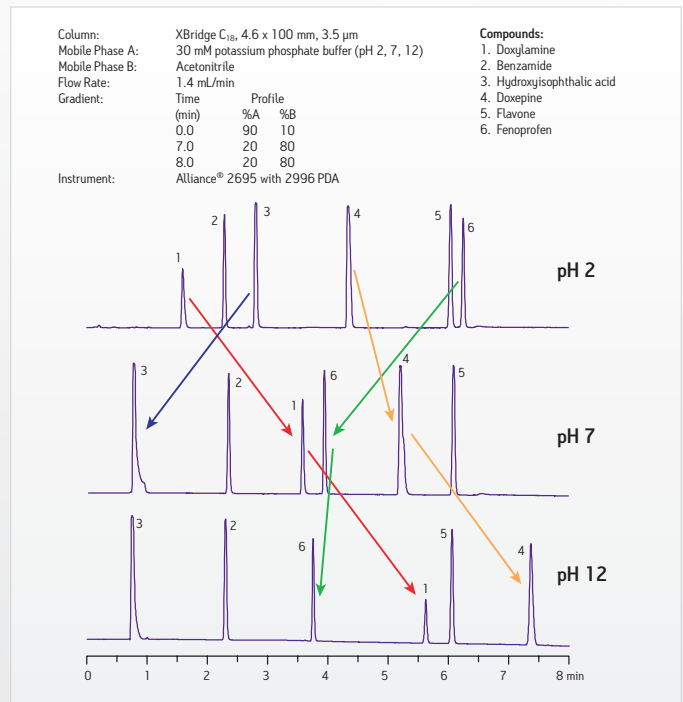
XBridge **High pH** in Acetonitrile





## BENEFITS OF WIDER pH RANGE FOR INCREASED SELECTIVITY

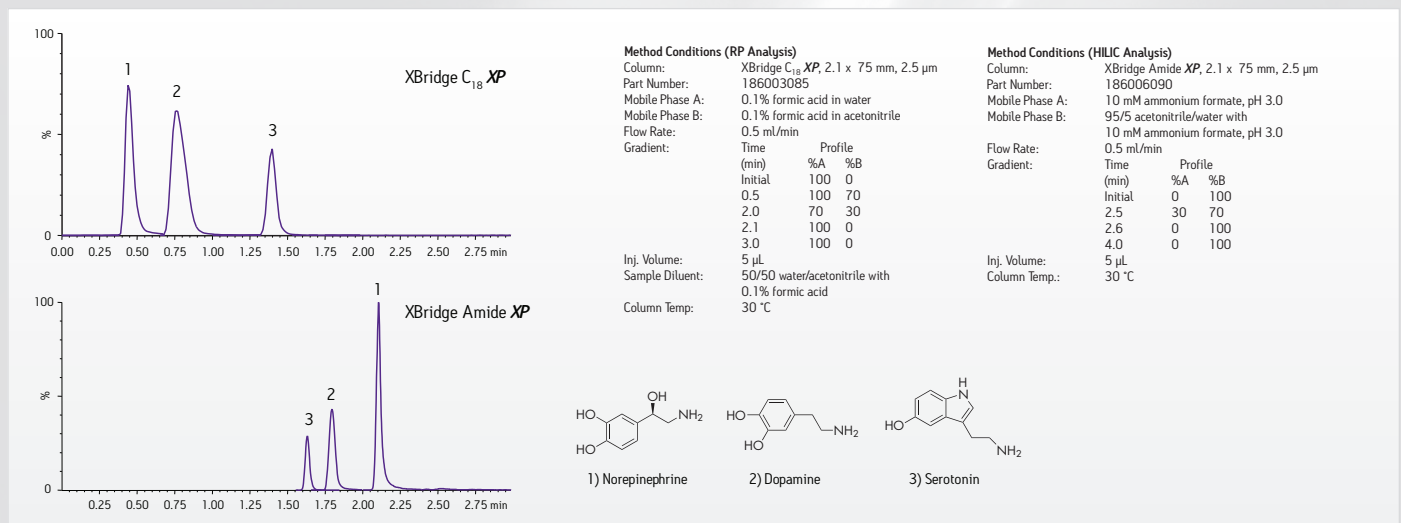
Systematic changes over a wide range of mobile-phase pH gives you the most control over analyte retention and selectivity. For maximum retention, the ionizable analyte should be in its most neutral form. For example, an acidic compound will have the most retention using acidic mobile phases. As the mobile-phase pH increases, acidic compound retention will decrease. The opposite is true for basic compound retention. High-pH mobile phases will provide the greatest retention, while acidic mobile phases will provide the least retention. For a neutral compound, mobile-phase pH has little effect.



XBridge Columns are unique in their ability to withstand these aggressive conditions (even at pH 12) allowing complete flexibility for the method development chemist, while maintaining the highest efficiency values associated with silica columns.

## IDEAL COLUMNS FOR LC/MS

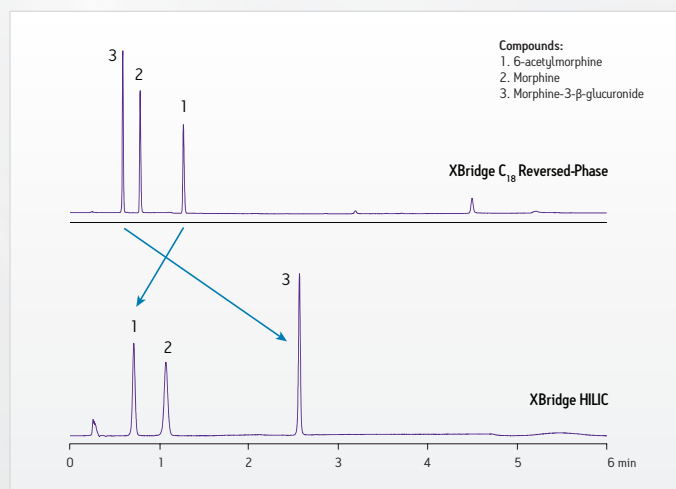
The most sensitive bioanalytical separations rely on mass spectrometry (MS) instrumentation to achieve the low detection limits required for these assays. At low analyte concentrations, detection is much more susceptible to adverse column interactions like ligand bleed and particle shedding, both of which interfere with MS response. The BEH Technology™ incorporated into XBridge Columns virtually eliminates LC/MS bleed by providing increased hydrolytic stability and particle strength. The following example shows the chromatographic results from an analysis of neurotransmitters in a plasma sample. Note in both HILIC and reversed-phase conditions, signal integrity is maintained without MS signal suppression.



## XBridge HILIC

### COMPLEMENTARY SELECTIVITY FOR METHOD DEVELOPMENT

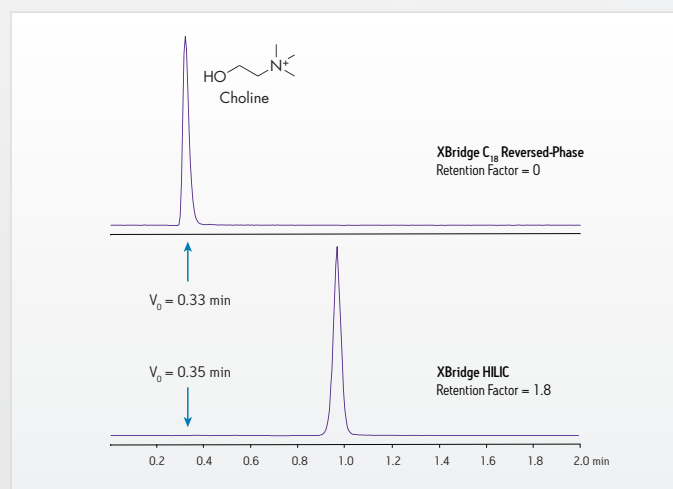
An effective method development approach uses both an XBridge HILIC Column and an XBridge Reversed-Phase Column to screen analyte selectivity and retentivity. In some cases, the results of this approach will reveal a reversal in elution order or improved retentivity, which can be advantageous when developing separations for polar analytes.



XBridge HILIC Columns provide orthogonal selectivity when compared to reversed-phase HPLC columns. As seen here, the polar metabolites of morphine are retained longer under HILIC conditions (vs. a reversed-phase separation).

### ENHANCED RETENTION FOR POLAR BASES

HILIC retention mechanisms are a complex combination of partitioning, ion-exchange and hydrogen bonding, resulting in enhanced retention for polar analytes. Retention occurs when using a polar stationary phase in combination with mobile phases composed of acetonitrile concentrations greater than 80%.

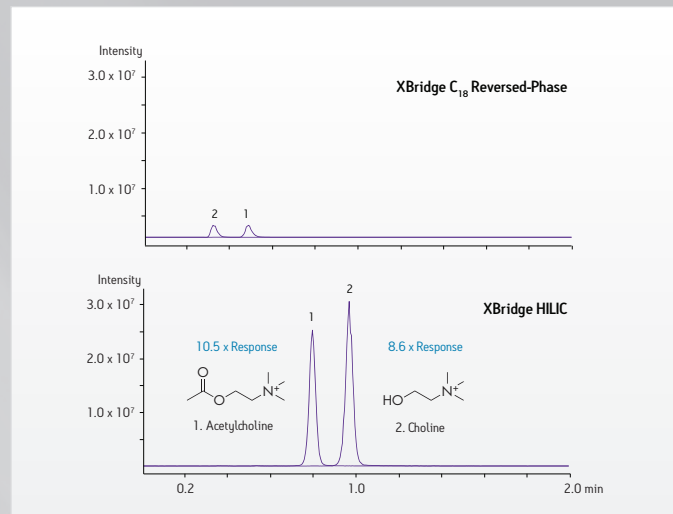


XBridge HILIC Columns provide retention for polar compounds that are too weakly retained using a traditional reversed-phase method.

### ENHANCED MASS SPECTROMETRY SENSITIVITY

Utilization of HILIC has grown in popularity, primarily due to the extensive adoption of mass spectrometry as a detector and the necessity of improving sensitivity for the quantification of polar analytes. Unlike reversed-phase methods which utilize high aqueous mobile phases to induce retention of polar compounds, HILIC methods employ an acetonitrile-rich mobile phase. This high organic mobile phase is easily desolvated, resulting in improved ionization efficiency and mass spectrometry response.

Learn more about Hydrophilic-Interaction Chromatography, visit [www.waters.com](http://www.waters.com) and reference 715002531.



XBridge HILIC provides enhanced mass spectrometry response resulting in lower limits of detection.

## XBridge Amide

XBridge Amide Columns utilize a chemically stable, trifunctionally-bonded amide phase, enabling a new dimension in stability and versatility for HILIC separations. In addition to enhanced retention of highly polar compounds, XBridge Amide Columns are equally suited for sugar (saccharide) analysis. Some of the benefits are:

- 3.5  $\mu\text{m}$  particle size for high resolution, high speed analysis of carbohydrates in complex sample matrices while maintaining or improving chromatographic resolution.
- Increased chemical stability for high-pH and high-temperature conditions to collapse anomers without the loss of reducing sugars.
- Exceptional column lifetimes and method robustness from a trifunctionally-bonded amide phase combined with BEH Technology.
- Improved quantification accuracy since XBridge Amide Columns (unlike amine-based columns) are immune to Schiff-base formation.

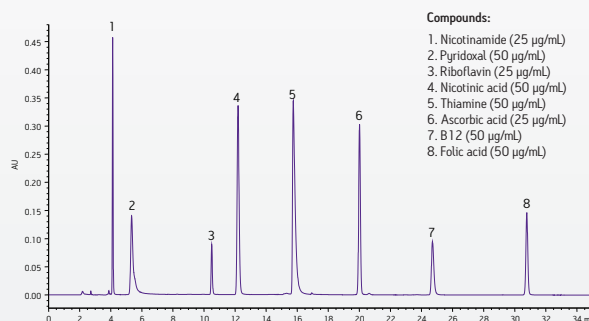
When Waters began developing HILIC chemistries in 2003, the sorbents shared one common characteristic: unbonded particles. The main separation mechanism for unbonded HILIC phases is dominated by weak-ion exchange with some partitioning as a secondary interaction. This promotes and favors retention of basic analytes. However, for a very polar compound that is acidic, neutral, or one that does not have a significant positive charge, an unbonded HILIC column may not provide the desired retention. The lack of bonded phases for HILIC separations prompted Waters to develop the amide phase for enhanced retention of acidic and neutral compounds.

## SUGAR ANALYSIS

The use of high-pH mobile phases with the XBridge Amide chemistry enables analysis of carbohydrates using electrospray negative (ES-) ionization, improving sensitivity 2-fold compared to ELS or RI detection. No metal addition, derivitization or post-column addition is necessary. These benefits cannot be achieved under acidic-pH conditions.

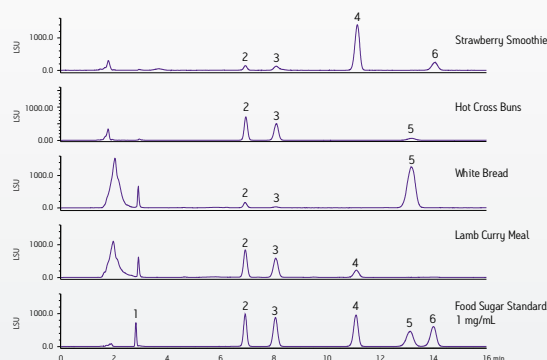
## Separation of Water Soluble Vitamins

Column:	XBridge Amide, 4.6 x 250 mm, 3.5 $\mu\text{m}$	Inj. Volume:	60 $\mu\text{L}$
Part Number:	186004870	Sample Diluent:	75/25 acetonitrile/methanol with 0.2% formic acid
Mobile Phase A:	50/50 acetonitrile/water with 10 mM ammonium acetate, pH 9.0	Column Temp.:	30 $^{\circ}\text{C}$
Mobile Phase B:	90/10 acetonitrile/water with 10 mM ammonium acetate, pH 9.0	Needle Wash:	95/5 acetonitrile/water
Flow Rate:	1.2 mL/min	Seal Wash:	50/50 acetonitrile/water
Gradient:	Time (min) Profile (%A %B)	Detection:	UV @ 265 nm
	0.0 0.1 99.9	Sampling Rate:	20 points/sec
	35.0 70 30	Filter Time Constant:	0.2
	35.1 0.1 99.9	Instrument:	Alliance with 2998 PDA
	45.0 0.1 99.9		



*Very polar compounds, such as water soluble vitamins, are easily retained and separated using an XBridge Amide HPLC Column. The high-pH mobile phase ionizes the acidic compounds to provide more interaction between the amide ligand and analyte.*

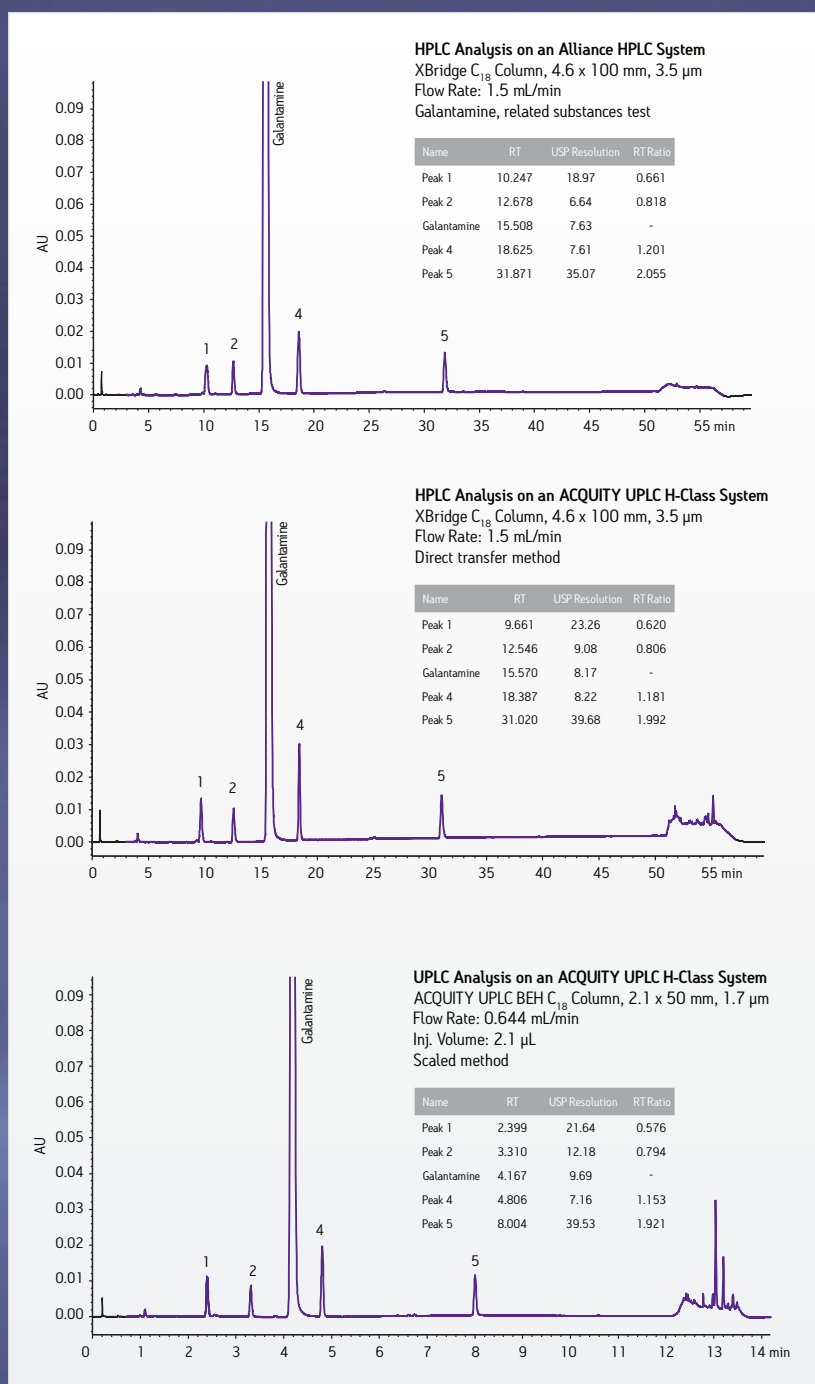
Column:	XBridge Amide, 4.6 x 250 mm, 3.5 $\mu\text{m}$	Compounds:
Part Number:	186004870	1. p-Toluidide
Mobile Phase A:	80/20 acetonitrile/water with 0.2% triethylamine (TEA)	2. Fructose
Mobile Phase B:	30/70 acetonitrile/water with 0.2% triethylamine (TEA)	3. Glucose
Flow Rate:	1.0 mL/min	4. Sucrose
Flow Profile:	90% A/10% B (75% acetonitrile with 0.2% TEA)	5. Maltose
Inj. Volume:	15 $\mu\text{L}$	6. Lactose
Sample Concentration:	1 mg/mL each	
Column Temp.:	35 $^{\circ}\text{C}$	
Instrument:	Alliance with 2424 ELS-D	



# SCALABILITY

## UPLC TECHNOLOGY

BEH Technology is one of the key enablers for UPLC separations— ACQUITY UPLC® BEH Columns and XBridge HPLC Columns are designed using a common, scalable base particle. The mechanical strength and particle integrity of BEH stationary phases provide column platforms for seamless transferability between UPLC, analytical HPLC and preparative HPLC separations. Chromatographers can take advantage of a wide range of particle sizes (i.e., 1.7, 2.5, 3.5, 5 and 10 µm) to preserve method efficacy.



Seamlessly transfer methods from HPLC to UPLC using XBridge HPLC and ACQUITY UPLC BEH Columns.

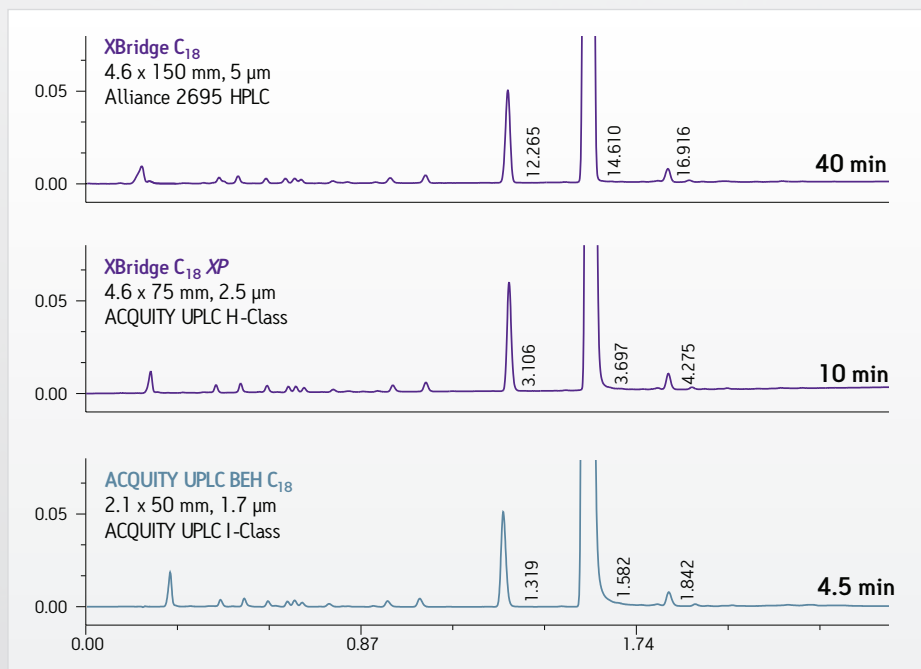
# XBRIDGE *XP* 2.5 $\mu$ m Columns

The availability of multiple particle sizes and dimensions allows the optimization of the total cycle time without sacrificing resolution. Methods can easily be transferred from HPLC to UPLC and from UPLC to HPLC. XBridge e*xtended Performance* [*XP*] 2.5  $\mu$ m Columns offer exceptional separation performance, robustness and throughput for HPLC assays while being fully compatible with all HPLC, UHPLC and UPLC Technology platforms.

Improve your existing HPLC productivity 2-4X with unmatched selectivity and flexibility.

- Directly scalable to 1.7  $\mu$ m ACQUITY UPLC BEH Columns and larger 3.5/5  $\mu$ m XBridge HPLC Columns.
- Designed to withstand higher pressures of 9000 psi (4.6 mm ID) and 18,000 psi (2.1 and 3.0 mm ID).
- Selection of column lengths (30, 50, 75, 100, and 150 mm) for the correct balance between resolution and throughput.

## High Throughput. Lower Backpressure. Improved Productivity.



Make your HPLC system more productive with *XP* 2.5  $\mu$ m Columns. Unlike solid-core columns, methods developed on e*xtended Performance* 2.5  $\mu$ m Columns can be scaled and transferred to larger 3.5 and 5  $\mu$ m HPLC columns, or to smaller sub-2- $\mu$ m UPLC Columns, providing flexibility and method consistency between laboratories.

Learn more about *XP* Columns, visit [www.waters.com](http://www.waters.com) and reference 720004195EN.



## SEAMLESSLY TRANSFER HPLC METHODS TO UPLC USING THE ACQUITY UPLC COLUMNS CALCULATOR

Available with all ACQUITY UPLC Systems, the ACQUITY UPLC Columns Calculator eliminates the guesswork of transferring methods based on gradient, column dimension and particle size.

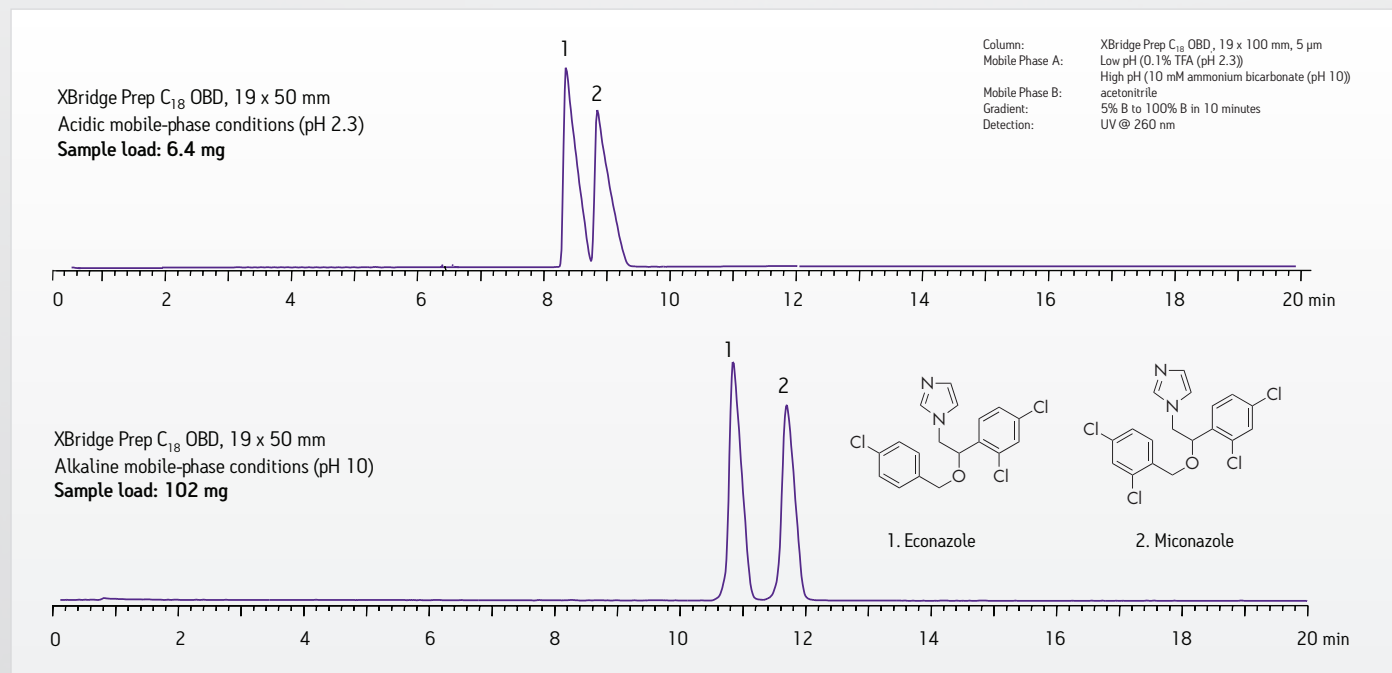
# A Particle Designed for Purification

XBridge HPLC Preparative Columns contain the same packing materials that are available in UPLC and analytical HPLC dimensions, giving the purification chemist the ideal column family for quickly screening and developing high-load preparative methods. Purification chemists rely on XBridge Preparative Columns as the first choice for a highly-efficient, pH-stable column that provides low backpressures and exceptionally long column lifetimes.

XBridge Preparative Columns are designed with:

- 5- and 10- $\mu\text{m}$  BEH particles providing the highest loadability with the lowest backpressure
- OBD™ Column stability to provide unsurpassed column lifetime by eliminating bed collapse
- Enhanced mass transfer that maintains particle efficiency from 1.7  $\mu\text{m}$  analytical to 10  $\mu\text{m}$  preparative packing materials.

## Benefits of pH in Isolation and Purification



On column sample loading for basic compounds can often be increased by using high-pH mobile phases. As this example shows, conventional methods using acidic mobile phases and ion-pairing reagents provide inferior load, retention, and resolution compared to the same method using a high-pH mobile phase.

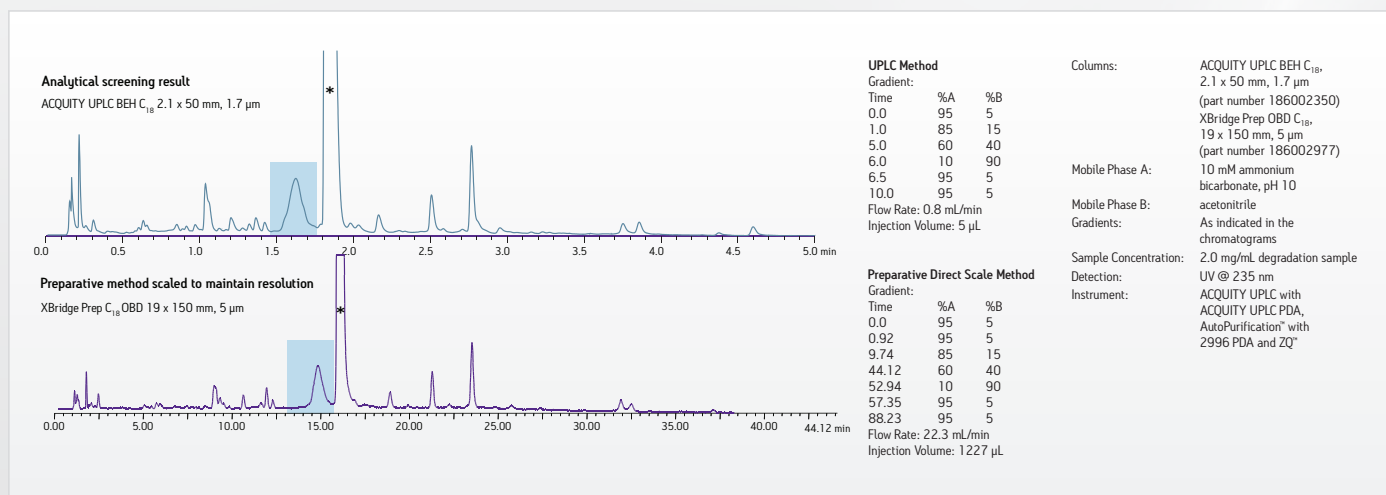
# OBD TECHNOLOGY

## REACHING A NEW LEVEL OF PREPARATIVE COLUMN SCALABILITY

After many years of research on preparative column packing, Waters developed the Optimum Bed Density (OBD) Preparative Column design\* to effectively improve column lifetime and packed-bed stability. The OBD format revolutionized the industry by delivering the most stable, efficient, and reproducible preparative columns available. The combination of rugged XBridge packings and OBD Column design takes preparative column performance to a new level, ensuring direct scalability, maximum efficiency, and long column lifetimes.



### Direct Scalability




Scaling and optimization of preparative separations using XBridge Preparative OBD Columns. This example of a degradant isolation from ranitidine (API) (degradant highlighted in blue) shows that by maintaining column length to particle size ratio (L/dp), you can geometrically scale the separation to achieve a high sample load without compromising resolution.

Learn more about OBD Technology, visit [www.waters.com](http://www.waters.com) and reference 720001939EN.

\*UK Patent # GB2408469, US Patent # 7,399,410

### OBD COLUMN DESIGN

The Prep OBD Column is designed to incorporate a pair of specially-designed distributors and chemically-inert seals made to prevent leaks at high operating pressures.



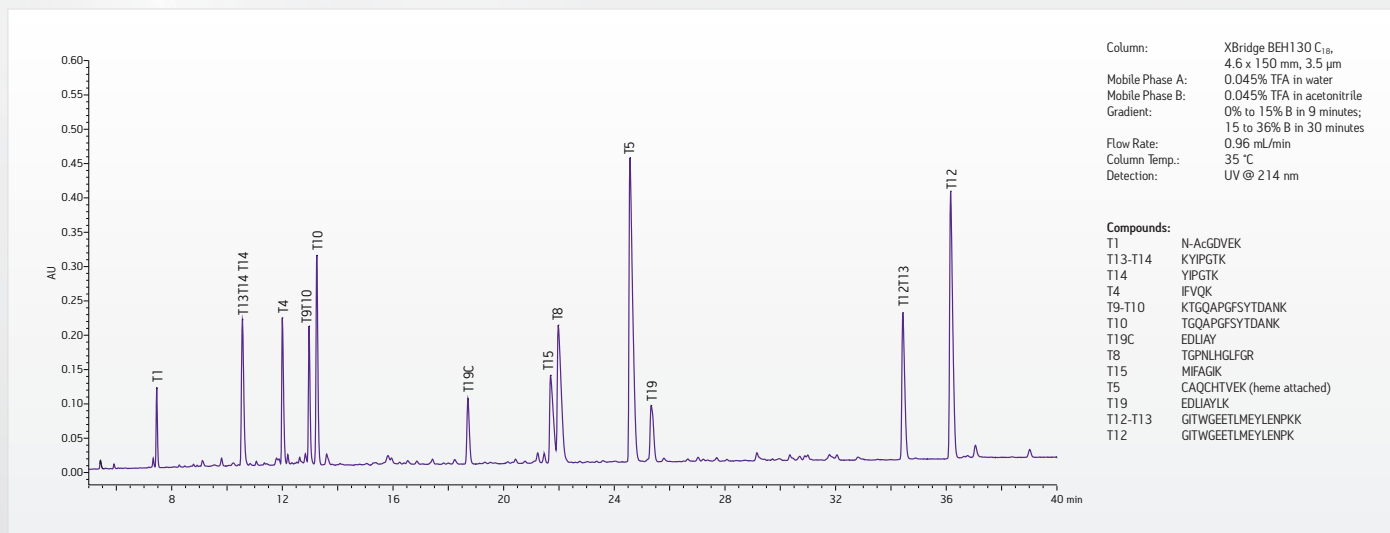
An exploded view of the elements of an empty OBD Column.

# Peptide Separation Technology

Waters Peptide Separation Technology (PST) columns are quality tested with a peptide map in order to ensure the stability of peptide separation methods as well as predictable behavior with the variety of samples encountered in proteomics, protein characterization and peptide synthesis. Available in either 130 Å or 300 Å pore sizes and in particle sizes from 1.7 µm to 10 µm, XBridge PST Columns provide:

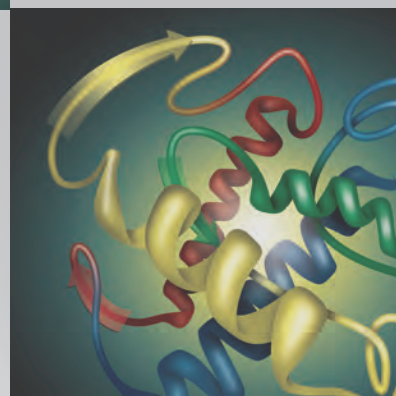
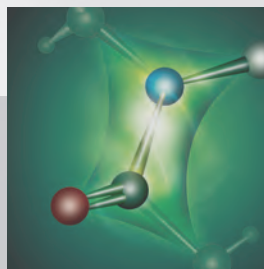
- Narrow, symmetrical peaks for maximum resolution
- Excellent separation of a wide variety of peptides
- Superior peak shape and retention in formic acid and trifluoroacetic-acid mobile phases for optimal chromatography
- Seamless method migration from sub-2-µm UPLC Technology to 10 µm preparative HPLC separations.

## Higher Resolution Peptide Mapping



Retention time and method reproducibility are critical considerations for choosing a column suitable for peptide mapping. All XBridge PST C<sub>18</sub> Columns are rigorously tested using a QC sample based on a tryptic digest of bovine cytochrome c. This insures that the column provides peptide separations spanning a broad range of hydrophobicity isoelectric points.

Learn more about Bioseparation Columns,  
visit [www.waters.com](http://www.waters.com) and reference  
720002148EN.



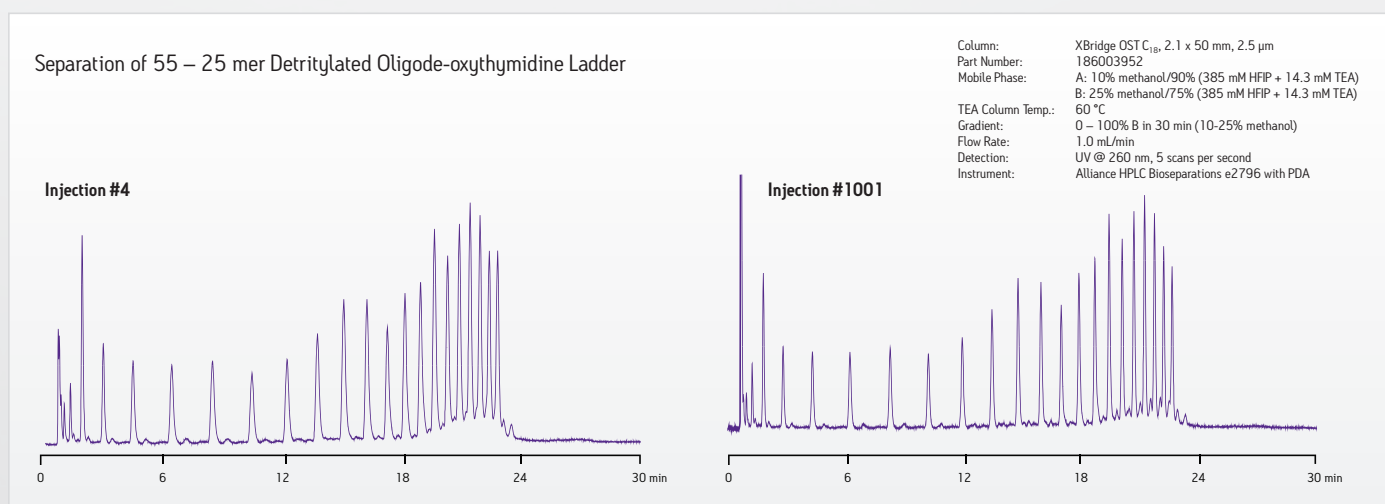


# Oligonucleotide Separation Technology

Oligonucleotide Separation Technology (OST) columns are available in both 1.7  $\mu\text{m}$  UPLC and 2.5  $\mu\text{m}$  HPLC particle formats to provide the flexibility to meet a wide variety of isolation and analytical needs while still delivering exceptional resolution and column lifetime. XBridge OST Columns offer:

- Separation efficiencies equivalent or better than PAGE-CGE or ion-exchange HPLC methods
- The ability to resolve large oligonucleotide sequences due to the enhanced resolving power obtained using sub-3- $\mu\text{m}$  particles
- Scalable column offerings for lab-scale isolation needs
- Exceptional column life for reduced cost per analysis.

## Outstanding Column Lifetime of the XBridge OST Column

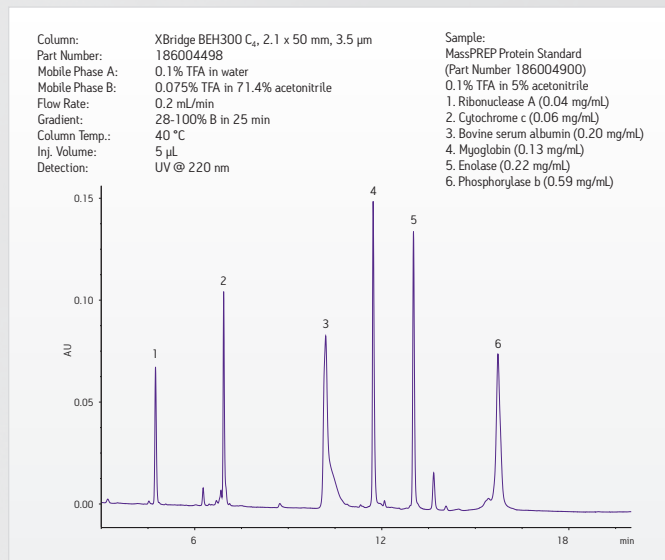


# Protein Separation Technology

The analysis and characterization of protein samples requires the detection of small chemical differences between large molecules. Protein analyses use an array of chromatographic techniques including reversed-phase and size-exclusion chromatography (SEC), each being sensitive to a different property of the protein. XBridge BEH300 C<sub>4</sub> Columns provide:

- Protein separations based on size, hydrophobicities, and isoelectric points
- 3.5  $\mu\text{m}$  packing for HPLC and 1.7  $\mu\text{m}$  packing for UPLC methods
- Significant reduction of protein carryover
- Quality-control testing with a known protein mixture
- ESI-MS compatibility for protein identification.

## 300Å C<sub>4</sub> Columns Developed for Protein Chromatography



XBridge BEH300 C<sub>4</sub> Columns can be used with proteins that have a wide range of properties. This protein mix was chosen to represent a range of isoelectric points, molecular weights, and hydrophobicities.

# VanGuard Column Protection



The often complex sample matrices encountered in pharmaceutical, natural product, environmental, and industrial chemical analysis prematurely shorten analytical column lifetime and degrade chromatographic performance. Waters' VanGuard Column Protection Products help improve analytical column performance by removing particulate and chemical contamination that may be present in the mobile-phase stream.

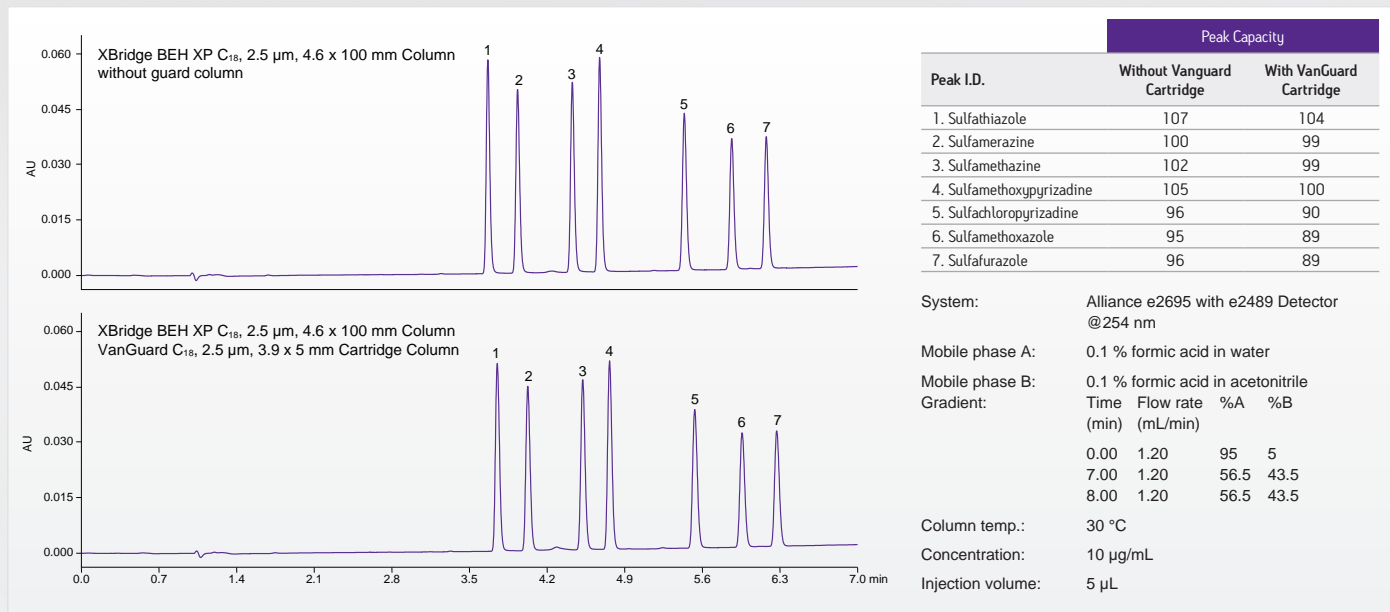
VanGuard Cartridges are uniquely designed and optimized to protect and prolong analytical column lifetimes without compromising chromatographic performance. Each available XBridge VanGuard configuration is ideally suited for the physical and chemical protection for XBridge HPLC and UHPLC Columns.



## KEY FEATURES AND BENEFITS:

Feature	Benefit
First guard column for HPLC and UHPLC applications	Guaranteed compatibility with pressures up to 18,000 psi
Patent-pending, ultra-low volume design	Minimal chromatographic effects
Manufactured using Waters column hardware, particles, and sorbent chemistries	Superior HPLC, UHPLC, and <b>XP</b> column protection and performance
Connects directly to Waters HPLC, UHPLC, and <b>XP</b> columns	Leaks and connection voids are eliminated

## Minimal Chromatographic Effects with VanGuard Cartridges



*Economical VanGuard Cartridge Columns can be used to extend analytical column lifetime without compromise to separation performance.*

# Ordering Information

XBridge Analytical Columns									
Dimension	Type	Particle Size	Qty.	C <sub>18</sub>	C <sub>8</sub>	Shield RP18	Phenyl	HILIC	Amide
1.0 x 50 mm	Column	2.5 µm	1/pk	186003118	186003164	186003136	186003306	—	—
2.1 x 10 mm	Guard	2.5 µm	1/pk	186003056 <sup>1</sup>	186003074 <sup>1</sup>	186003065 <sup>1</sup>	186003359 <sup>1</sup>	186004455 <sup>1</sup>	—
2.1 x 20 mm <i>IS</i> <sup>2</sup>	Column	2.5 µm	1/pk	186003201	186003167	186003139	186003307	—	—
2.1 x 30 mm	Column	2.5 µm	1/pk	186003084	186003099	186003091	186003308	186004456	—
2.1 x 30 mm <i>XP</i>	Column	2.5 µm	1/pk	186006028	186006040	186006052	186006064	186006076	186006088
2.1 x 30 mm <i>XP</i>	Column	2.5 µm	3/pk	176002546	176002554	176002562	176002570	176002578	176002586
2.1 x 50 mm	Column	2.5 µm	1/pk	186003085	186003101	186003092	186003309	186004457	—
2.1 x 50 mm <i>XP</i>	Column	2.5 µm	1/pk	186006029	186006041	186006053	186006065	186006077	186006089
2.1 x 50 mm <i>XP</i>	Column	2.5 µm	3/pk	176002547	176002555	176002563	176002571	176002579	176002587
2.1 x 75 mm	Column	2.5 µm	1/pk	186005626	186005627	186005628	186005629	—	—
2.1 x 75 mm <i>XP</i>	Column	2.5 µm	1/pk	186006030	186006042	186006054	186006066	186006078	186006090
2.1 x 75 mm <i>XP</i>	Column	2.5 µm	3/pk	176002548	176002556	176002564	176002572	176002580	176002588
2.1 x 100 mm <i>XP</i>	Column	2.5 µm	1/pk	186006031	186006043	186006055	186006067	186006079	176002589
2.1 x 100 mm <i>XP</i>	Column	2.5 µm	3/pk	176002549	176002557	176002565	176002573	176002581	186006092
2.1 x 150 mm <i>XP</i>	Column	2.5 µm	1/pk	186006709	186006712	186006715	186006718	186006721	186006724
2.1 x 150 mm <i>XP</i>	Column	2.5 µm	3/pk	176002879	176002881	176002883	176002885	176002887	176002889
3.0 x 20 mm	Guard	2.5 µm	1/pk	186003057 <sup>2</sup>	186003075 <sup>2</sup>	186003066 <sup>2</sup>	186003360 <sup>2</sup>	—	—
3.0 x 20 mm <i>IS</i>	Column	2.5 µm	1/pk	186003087	186003168	186003140	186003310	—	—
3.0 x 30 mm	Column	2.5 µm	1/pk	186003121	186003169	186003141	186003311	—	—
3.0 x 30 mm <i>XP</i>	Column	2.5 µm	1/pk	186006032	186006044	186006056	186006068	186006080	186006092
3.0 x 30 mm <i>XP</i>	Column	2.5 µm	3/pk	176002550	176002558	176002566	176002574	176002582	176002590
3.0 x 50 mm	Column	2.5 µm	1/pk	186003122	186003170	186003142	186003312	186004458	—
3.0 x 50 mm <i>XP</i>	Column	2.5 µm	1/pk	186006033	186006045	186006057	186006069	186006081	186006093
3.0 x 50 mm <i>XP</i>	Column	2.5 µm	3/pk	176002551	176002559	176002567	176002575	176002583	176002591
3.0 x 75 mm	Column	2.5 µm	1/pk	186005630	186005631	186005632	186005633	—	—
3.0 x 75 mm <i>XP</i>	Column	2.5 µm	1/pk	186006034	186006046	186006058	186006070	186006082	186006094
3.0 x 75 mm <i>XP</i>	Column	2.5 µm	3/pk	176002552	176002560	176002568	176002576	176002584	176002592
3.0 x 100 mm <i>XP</i>	Column	2.5 µm	1/pk	186006035	186006047	186006059	186006071	186006083	186006095
3.0 x 100 mm <i>XP</i>	Column	2.5 µm	3/pk	176002553	176002561	176002569	176002577	176002585	176002593
3.0 x 150 mm <i>XP</i>	Column	2.5 µm	1/pk	186006710	186006713	186006716	186006719	186006722	186006725
3.0 x 150 mm <i>XP</i>	Column	2.5 µm	3/pk	176002880	176002882	176002884	176002886	176002888	176002890
4.6 x 20 mm	Guard	2.5 µm	1/pk	186003058 <sup>2</sup>	186003076 <sup>2</sup>	186003067 <sup>2</sup>	186003361 <sup>2</sup>	186004459 <sup>2</sup>	—
4.6 x 20 mm <i>IS</i>	Column	2.5 µm	1/pk	186003088	186003172	186003144	186003313	—	—
4.6 x 30 mm	Column	2.5 µm	1/pk	186003089	186003173	186003145	186003314	—	—
4.6 x 30 mm <i>XP</i>	Column	2.5 µm	1/pk	186006036	186006048	186006060	186006072	186006084	186006096
4.6 x 50 mm	Column	2.5 µm	1/pk	186003090	186003174	186003096	186003315	186004460	—
4.6 x 50 mm <i>XP</i>	Column	2.5 µm	1/pk	186006037	186006049	186006061	186006073	186006085	186006097
4.6 x 75 mm	Column	2.5 µm	1/pk	186003124	186003175	186003146	186003316	186004461	—
4.6 x 75 mm <i>XP</i>	Column	2.5 µm	1/pk	186006038	186006050	186006062	186006074	186006086	186006098
4.6 x 100 mm <i>XP</i>	Column	2.5 µm	1/pk	186006039	186006051	186006063	186006075	186006087	186006099
4.6 x 150 mm <i>XP</i>	Column	2.5 µm	1/pk	186006711	186006714	186006717	186006720	186006723	186006726
1.0 x 50 mm	Column	3.5 µm	1/pk	186003126	186003177	186003148	186003317	186004429	186004871
1.0 x 100 mm	Column	3.5 µm	1/pk	186003127	186003178	186003149	186003318	—	—
1.0 x 150 mm	Column	3.5 µm	1/pk	186003128	186003179	186003150	186003319	—	—
2.1 x 10 mm	Guard	3.5 µm	1/pk	186003059 <sup>1</sup>	186003077 <sup>1</sup>	186003068 <sup>1</sup>	186003362 <sup>1</sup>	186004430 <sup>1</sup>	186004857 <sup>1</sup>
2.1 x 20 mm <i>IS</i>	Column	3.5 µm	1/pk	186003019	186003180	186003151	186003320	—	—
2.1 x 30 mm	Column	3.5 µm	1/pk	186003020	186003046	186003035	186003321	186004431	186004858
2.1 x 50 mm	Column	3.5 µm	1/pk	186003021	186003047	186003036	186003322	186004432	186004859
2.1 x 100 mm	Column	3.5 µm	1/pk	186003022	186003048	186003037	186003323	186004433	186004860
2.1 x 150 mm	Column	3.5 µm	1/pk	186003023	186003049	186003038	186003324	186004434	186004861
3.0 x 20 mm	Guard	3.5 µm	1/pk	186003060 <sup>2</sup>	186003078 <sup>2</sup>	186003069 <sup>2</sup>	186003363 <sup>2</sup>	—	—
3.0 x 20 mm <i>IS</i>	Column	3.5 µm	1/pk	186003024	186003181	186003152	186003325	—	—
3.0 x 30 mm	Column	3.5 µm	1/pk	186003025	186003182	186003153	186003326	—	186004862
3.0 x 50 mm	Column	3.5 µm	1/pk	186003026	186003050	186003039	186003327	186004435	186004863
3.0 x 100 mm	Column	3.5 µm	1/pk	186003027	186003051	186003040	186003328	186004436	186004864
3.0 x 150 mm	Column	3.5 µm	1/pk	186003028	186003052	186003041	186003329	—	—
4.6 x 20 mm	Guard	3.5 µm	1/pk	186003061 <sup>2</sup>	186003079 <sup>2</sup>	186003070 <sup>2</sup>	186003364 <sup>2</sup>	186004437 <sup>2</sup>	186004865 <sup>2</sup>
4.6 x 20 mm <i>IS</i>	Column	3.5 µm	1/pk	186003029	186003183	186003154	186003330	—	—
4.6 x 30 mm	Column	3.5 µm	1/pk	186003030	186003184	186003155	186003331	186004438	186004866
4.6 x 50 mm	Column	3.5 µm	1/pk	186003031	186003053	186003042	186003332	186004439	186004867
4.6 x 75 mm	Column	3.5 µm	1/pk	186003032	186003185	186003043	186003333	—	—
4.6 x 100 mm	Column	3.5 µm	1/pk	186003033	186003054	186003044	186003334	186004440	186004868
4.6 x 150 mm	Column	3.5 µm	1/pk	186003034	186003055	186003045	186003335	186004441	186004869
4.6 x 250 mm	Column	3.5 µm	1/pk	186003943	186003963	186003964	186003965	—	186004870
2.1 x 10 mm	Guard	5 µm	1/pk	186003062 <sup>1</sup>	186003080 <sup>1</sup>	186003071 <sup>1</sup>	186003365 <sup>1</sup>	186004442 <sup>1</sup>	—
2.1 x 20 mm <i>IS</i>	Column	5 µm	1/pk	186003107	186003186	186003156	186003336	—	—

<sup>1</sup> Requires 2.1 x 10 mm Universal Sentry Guard Holder, Part No. WAT097958

<sup>2</sup> Requires 3.0 x 20 mm/4.6 x 20 mm Universal Sentry Guard Holder, Part No. WAT046910

## XBridge Analytical Columns

Dimension	Type	Particle Size	Qty.	C <sub>18</sub>	C <sub>8</sub>	Shield RP18	Phenyl	HILIC	Amide
2.1 x 30 mm	Column	5 µm	1/pk	186003129	186003187	186003157	186003337	186004443	—
2.1 x 50 mm	Column	5 µm	1/pk	186003108	186003011	186002999	186003338	186004444	—
2.1 x 100 mm	Column	5 µm	1/pk	186003109	186003012	186003002	186003339	186004445	—
2.1 x 150 mm	Column	5 µm	1/pk	186003110	186003013	186003003	186003340	186004446	—
3.0 x 20 mm	Guard	5 µm	1/pk	186003063 <sup>2</sup>	186003081 <sup>2</sup>	186003072 <sup>2</sup>	186003367 <sup>2</sup>	—	—
3.0 x 20 mm <i>LS</i>	Column	5 µm	1/pk	186003130	186003188	186003158	186003341	—	—
3.0 x 30 mm	Column	5 µm	1/pk	186003111	186003189	186003159	186003342	—	—
3.0 x 50 mm	Column	5 µm	1/pk	186003131	186003190	186003160	186003343	186004447	—
3.0 x 100 mm	Column	5 µm	1/pk	186003132	186003191	186003004	186003344	186004448	—
3.0 x 150 mm	Column	5 µm	1/pk	186003112	186003014	186003005	186003345	—	—
3.0 x 250 mm	Column	5 µm	1/pk	186003133	186003192	186003161	186003346	—	—
4.6 x 20 mm	Guard	5 µm	1/pk	186003064 <sup>2</sup>	186003082 <sup>2</sup>	186003073 <sup>2</sup>	186003368 <sup>2</sup>	186004449 <sup>2</sup>	—
4.6 x 20 mm <i>LS</i>	Column	5 µm	1/pk	186003134	186003193	186003162	186003347	—	—
4.6 x 30 mm	Column	5 µm	1/pk	186003135	186003194	186003163	186003348	186004450	—
4.6 x 50 mm	Column	5 µm	1/pk	186003113	186003015	186003006	186003349	186004451	—
4.6 x 75 mm	Column	5 µm	1/pk	186003114	186003195	186003007	186003350	—	—
4.6 x 100 mm	Column	5 µm	1/pk	186003115	186003016	186003008	186003351	186004452	—
4.6 x 150 mm	Column	5 µm	1/pk	186003116	186003017	186003009	186003352	186004453	—
4.6 x 250 mm	Column	5 µm	1/pk	186003117	186003018	186003010	186003353	186004454	—

<sup>1</sup> Requires 2.1 x 10 mm Universal Sentry Guard Holder, Part No. WAT097958

<sup>2</sup> Requires 3.0 x 20 mm/4.6 x 20 mm Universal Sentry Guard Holder, Part No. WAT046910

## XBridge Preparative Columns

Dimension	Type	Particle Size	C <sub>18</sub>	C <sub>8</sub>	Shield RP18	Phenyl	HILIC
10 x 10 mm	Guard	5 µm	186002972 <sup>3</sup>	186002991 <sup>3</sup>	186002983 <sup>3</sup>	186003354 <sup>3</sup>	186004720 <sup>3</sup>
10 x 50 mm	Column	5 µm	186002973	186003264	186003257	186003271	186004721
10 x 100 mm	Column	5 µm	186003255	186003265	186003258	186003272	186004722
10 x 150 mm	Column	5 µm	186002974	186003266	186003259	186003273	—
10 x 250 mm	Column	5 µm	186003256	186003267	186003260	186003274	—
19 x 10 mm	Guard	5 µm	186002975 <sup>4</sup>	186002992 <sup>4</sup>	186002984 <sup>4</sup>	186003355 <sup>4</sup>	186004723 <sup>4</sup>
OBD 19 x 50 mm	Column	5 µm	186002977	186002993	186002985	186003356	186004724
OBD 19 x 100 mm	Column	5 µm	186002978	186002994	186002986	186003357	186004725
OBD 19 x 150 mm	Column	5 µm	186002979	186002995	186002987	186003358	186004726
OBD 19 x 250 mm	Column	5 µm	186004021	186004023	186004022	186004024	186004730
OBD 30 x 50 mm	Column	5 µm	186002980	186002996	186002988	186003277	186004727
OBD 30 x 75 mm	Column	5 µm	186002981	186003269	186003262	186003278	—
OBD 30 x 100 mm	Column	5 µm	186002982	186002997	186002989	186003279	186004728
OBD 30 x 150 mm	Column	5 µm	186003284	186003083	186002990	186003276	186004729
OBD 30 x 250 mm	Column	5 µm	186004025	—	—	—	186004731
OBD 50 x 50 mm	Column	5 µm	186003933	186003934	186003935	186003936	186004732
OBD 50 x 100 mm	Column	5 µm	186003937	186003938	186003939	186003940	186004733
OBD 50 x 150 mm	Column	5 µm	186003929	—	—	—	186004734
OBD 50 x 250 mm	Column	5 µm	186004107	—	—	—	186004735
10 x 10 mm	Guard	10 µm	186003889 <sup>3</sup>	186004003 <sup>3</sup>	186003988 <sup>3</sup>	—	—
10 x 150 mm	Column	10 µm	186003890	186004004	186003989	—	—
10 x 250 mm	Column	10 µm	186003891	186004005	186003990	—	—
19 x 10 mm	Guard	10 µm	186003892 <sup>4</sup>	186004006 <sup>4</sup>	186003991 <sup>4</sup>	—	—
OBD 19 x 50 mm	Column	10 µm	186003893	186004007	186003992	—	—
OBD 19 x 100 mm	Column	10 µm	186003901	186004008	186003993	—	—
OBD 19 x 150 mm	Column	10 µm	186003894	186004009	186003994	—	—
OBD 19 x 250 mm	Column	10 µm	186003895	186004010	186003995	—	—
OBD 30 x 75 mm	Column	10 µm	186004711	—	—	—	—
OBD 30 x 100 mm	Column	10 µm	186003930	—	—	—	—
OBD 30 x 150 mm	Column	10 µm	186003896	186004011	186003996	—	—
OBD 30 x 250 mm	Column	10 µm	186003897	186004012	186003997	—	—
OBD 50 x 50 mm	Column	10 µm	186003898	186004013	186003998	—	—
OBD 50 x 100 mm	Column	10 µm	186003902	186004014	186003999	—	—
OBD 50 x 150 mm	Column	10 µm	186003899	186004015	186004001	—	—
OBD 50 x 250 mm	Column	10 µm	186003900	186004016	186004002	—	—

<sup>3</sup> Requires 10 x 10 mm Prep Guard Holder, Part No. 289000779

<sup>4</sup> Requires 19 x 10 mm Prep Guard Holder, Part No. 186000709

**XBridge Columns Method Validation Kits**— Each Method Validation Kit contains 3 columns, each from a different batch.

Dimension	Particle Size	C <sub>18</sub>	C <sub>8</sub>	Shield RP18	Phenyl	HILIC	Amide
2.1 x 50 mm	2.5 µm	186006197	186006203	186006209	186006215	186006221	186006227
2.1 x 100 mm	2.5 µm	186006198	186006204	186006210	186006216	186006222	186006228
2.1 x 150 mm	2.5 µm	186006757	186006760	186006763	186006776	186006779	186006782
3.0 x 50 mm	2.5 µm	186006199	186006205	186006211	186006217	186006223	186006229
3.0 x 100 mm	2.5 µm	186006200	186006206	186006212	186006218	186006224	186006230
3.0 x 150 mm	2.5 µm	186006758	186006761	186006774	186006777	186006780	186006783
4.6 x 50 mm	2.5 µm	186006201	186006207	186006213	186006219	186006225	186006231
4.6 x 100 mm	2.5 µm	186006202	186006208	186006214	186006220	186006226	186006232
4.6 x 150 mm	2.5 µm	186006759	186006762	186006775	186006778	186006781	186006784
2.1 x 100 mm	3.5 µm	186003766	186003777	186003788	186003799	—	—
3.0 x 100 mm	3.5 µm	186003767	186003778	186003789	186003800	—	—
3.0 x 150 mm	3.5 µm	186003768	186003779	186003790	186003801	—	—
4.6 x 100 mm	3.5 µm	186003769	186003780	186003791	186003802	—	—
4.6 x 150 mm	3.5 µm	186003770	186003781	186003792	186003803	—	—
2.1 x 150 mm	5 µm	186003771	186003782	186003793	186003804	—	—
3.0 x 100 mm	5 µm	186003772	186003783	186003794	186003805	—	—
3.0 x 150 mm	5 µm	186003773	186003784	186003795	186003806	—	—
4.6 x 100 mm	5 µm	186003774	186003785	186003796	186003807	—	—
4.6 x 150 mm	5 µm	186003775	186003786	186003797	186003808	—	—
4.6 x 250 mm	5 µm	186003776	186003787	186003798	186003809	—	—

**VanGuard Column Protection (Guard Columns)**



Description	Part No.	Part No.	
Universal VanGuard Cartridge Holder	186007949	186007949	
Chemistry	Particle Size	2.1 x 5 mm, 3pk	3.9 x 5 mm, 3pk
XBridge BEH Amide <i>XP</i> VanGuard Cartridge	2.5 µm	186007763	186007765
XBridge BEH Amide VanGuard Cartridge	3.5 µm	186007757	186007759
XBridge BEH Amide VanGuard Cartridge	5 µm	186007760	186007762
XBridge BEH C <sub>18</sub> <i>XP</i> VanGuard Cartridge	2.5 µm	186007772	186007774
XBridge BEH C <sub>18</sub> VanGuard Cartridge	3.5 µm	186007766	186007768
XBridge BEH C <sub>18</sub> VanGuard Cartridge	5 µm	186007769	186007771
XBridge BEH C <sub>8</sub> <i>XP</i> VanGuard Cartridge	2.5 µm	186007781	186007783
XBridge BEH C <sub>8</sub> VanGuard Cartridge	3.5 µm	186007775	186007777
XBridge BEH C <sub>8</sub> VanGuard Cartridge	5 µm	186007778	186007780

**VanGuard Column Protection (Guard Columns)**

Chemistry	Particle Size	2.1 x 5 mm, 3pk	3.9 x 5 mm, 3pk
XBridge BEH HILIC <i>XP</i> VanGuard Cartridge	2.5 µm	186007790	186007792
XBridge BEH HILIC VanGuard Cartridge	3.5 µm	186007784	186007786
XBridge BEH HILIC VanGuard Cartridge	5 µm	186007787	186007789
XBridge BEH Phenyl <i>XP</i> VanGuard Cartridge	2.5 µm	186007799	186007801
XBridge BEH Phenyl VanGuard Cartridge	3.5 µm	186007793	186007795
XBridge BEH Phenyl VanGuard Cartridge	5 µm	186007796	186007798
XBridge BEH Shield RP18 <i>XP</i> VanGuard Cartridge	2.5 µm	186007808	186007810
XBridge BEH Shield RP18 VanGuard Cartridge	3.5 µm	186007802	186007804
XBridge BEH Shield RP18 VanGuard Cartridge	5 µm	186007805	186007807

**LITERATURE REFERENCES**

Description	Part Number
Analytical HPLC Columns and Standards Wall Chart	720002241EN
A Review of Waters' Bonded Phase Shield Technology and its Use in High Performance Liquid Chromatography (HPLC) White Paper	720000207EN
A Review of Waters Hybrid Particle Technology. Part 2. Ethylene-Bridged [BEH Technology] Hybrids and Their Use in Liquid Chromatography White Paper	720001159EN
Beginner's Guide to Liquid Chromatography	715001531
Bioseparations and Analyses Brochure	720002148EN
Comprehensive Guide to HILIC	715002531
Optimum Bed Density (OBD) Columns: Enabling Technology for Laboratory-Scale Isolation and Purification White Paper	720001939EN
Preparative OBD Columns Wall Chart	720002117EN
Preparative Optimum Bed Density (OBD) Columns Brochure	720002336EN
<i>XP</i> Columns Brochure	720004195EN



# Electronic Tools




Waters Reversed-Phase Column Selectivity Chart

[www.waters.com/selectivitychart](http://www.waters.com/selectivitychart)



Waters Column Advisor

[www.waters.com/columnadvisor](http://www.waters.com/columnadvisor)



Waters Part Selector & Selectivity Chart for iPad®

[www.waters.com/apps](http://www.waters.com/apps)

**SALES OFFICES:**

Australia 61 2 9933 1777

Austria 43 1 877 18 07

Belgium and Luxembourg 32 2 726 1000

Brazil 55 11 4134 3788

Canada 1 800 252 4752

China 86 21 6156 2666

Czech Republic 420 2 617 11384

Denmark 45 46 59 8080

Finland 358 9 5659 6288

France 33 1 30 48 72 00

Germany 49 6196 400 600

Hong Kong 852 2964 1800

Hungary 36 1 350 5086

India 91 080 49292200 03

Ireland 353 1 448 1500

Israel 9723 3731391

Italy 39 02 265 0983

Japan 81 3 3471 7191

Korea 82 2 6300 9200

Mexico 52 55 52 00 1860

The Netherlands 31 76 508 7200

Norway 47 6 384 6050

Poland 48 22 101 5900

Portugal 351 21 893 61 77

Puerto Rico 1 787 747 8445

Russia/CIS 7 495 727 4490 / 290 9737

Singapore 65 6593 7100

Spain 34 93 600 9300

Sweden 46 8 555 115 00

Switzerland 41 56 676 7000

Taiwan 886 2 2501 9928

UAE 971 4 214 62 38

UK 44 208 238 6100

US 1 800 252 4752

[www.waters.com/xbridge](http://www.waters.com/xbridge)

**Waters**

**THE SCIENCE OF WHAT'S POSSIBLE.®**

Waters, The Science of What's Possible, UPLC, XTerra, Symmetry, XBridge, Alliance and ACQUITY UPLC are registered trademarks of Waters Corporation. SunFire, VanGuard, BEH Technology, OBD, AutoPurification, ZQ and IS are trademarks of Waters Corporation. All other trademarks are the property of their respective owners.

©2015 Waters Corporation. Printed in the U.S.A.  
February 2015 720001255EN SC-KP-FP