

## Metrological Traceability of the Waters™ MassTrak™ Steroid Serum Set 2 and 3 Calibrators and Quality Controls

---

Laura Moran, Norma Breen, Dominic Foley, Leanne Davey

Waters Corporation

This is an Application Brief and does not contain a detailed Experimental section.

For *in vitro* diagnostic use. Not available in all countries.

---

### Abstract

Clinical laboratories utilizing LC-MS/MS methods are often obligated to validate their test methods to comply with the regulatory body in their region. In some geographies, laboratories are required to use metrologically traceable calibration materials to aid in compliance with ISO 15189–2022 (*Medical Laboratories- Requirements for quality and competence*), to ensure their calibration material is metrologically traceable. Therefore, Waters incorporates metrological traceability of all its analytes into the design, development and manufacture of their MassTrak Steroid Serum Calibrator and Quality Control Sets and providing confidence in the accuracy and harmonization of results when using validated LC-MS methods.

In this application note, we provide a summary of accuracy and lot-to-lot testing carried out on MassTrak Steroid Serum Calibrators Set 2 and 3, alongside a step-by-step guide on how Waters ensures the metrological traceability of these products.

## Benefits

- Metrologically traceable calibrators and QCs, ensures compliance with ISO regulations (ISO 15189)
- Confidence in the accuracy and precision of primary and secondary standards when compared with reference laboratories
- Lyophilized products, reduce sample preparation time

---

## Introduction

The use of liquid chromatography - mass spectrometry has become a routine analysis technique employed by a variety of laboratories in recent years, with a shift away from ELISA based methods for a more robust, sensitive, selective, and reliable workflow. With this shift comes more manual preparation as many clinical laboratories methods are based on laboratory developed tests (LDTs), in-house calibrators and QCs may be prepared and characterized by laboratory staff, which can lead to inaccuracies and a reduction in productivity within the laboratory. This is compounded when regional ISO guidelines such as ISO 15189–2022 must be adhered to. Hence the need for metrologically traceable LC-MS/MS calibrators and QCs, manufactured to a high standard to ensure customer confidence and reduce variability across results.

The MassTrak Steroid Serum Sets 2 and 3 (IVDR) contain a range of steroid hormones in lyophilized serum which are metrologically traceable to the highest level of metrologically traceable standards available. Calibrator Set 2 contains androstenedione, testosterone, 17-hydroxyprogesterone (17-OHP), and dehydroepiandrosterone-sulfate (DHEAS) and is intended for the quantitative determination of androgens and progestogens in human serum to aid with monitoring of physiological markers. While the MassTrak Steroid Serum Calibrator Set 3 contains androstenedione, 17-OHP, cortisol, 11-deoxycortisol, and 21-deoxycortisol and is intended to be used for the quantitative determination of androgens and glucocorticoids in human serum to aid with monitoring of physiological markers. All the Waters MassTrak Steroid Serum sets are value assigned using metrologically traceable primary and secondary in-house standards, which are prepared using certified reference materials in ultra-low hormone and steroid charcoal stripped serum. The concentrations of these in house standards are independently confirmed using independent QC material and EQA schemes, where available.



Figure 1. Waters MassTrak Steroid Serum Sets 2 and 3 Calibrator and QC.

---

## Results and Discussion

### Metrological Traceability

Two metrological traceability processes are employed for the assignment of the steroid calibrators and QCs, in the form of primary in-house standards and secondary in-house standards. Primary in-house standards are gravimetrically prepared, are NIST traceable and contain the following analytes, androstenedione, DHEAS, 11-deoxycortisol, 21-deoxycortisol (Figure 2). Secondary in-house standards, containing testosterone, cortisol, and 17-OHP (Figure 3), which are traceable to the University of Ghent and Referenzinstitut für Bioanalytik (RfB), are value assigned using reference measurement procedures, with values based on a secondary reference measurement procedure assignment. These primary and secondary standards are then used to generate and assign concentrations of the MassTrak Steroid Serum Calibrator and QC Sets, which are subsequently confirmed using independent quality controls in the form of EQA material and in-house panels.

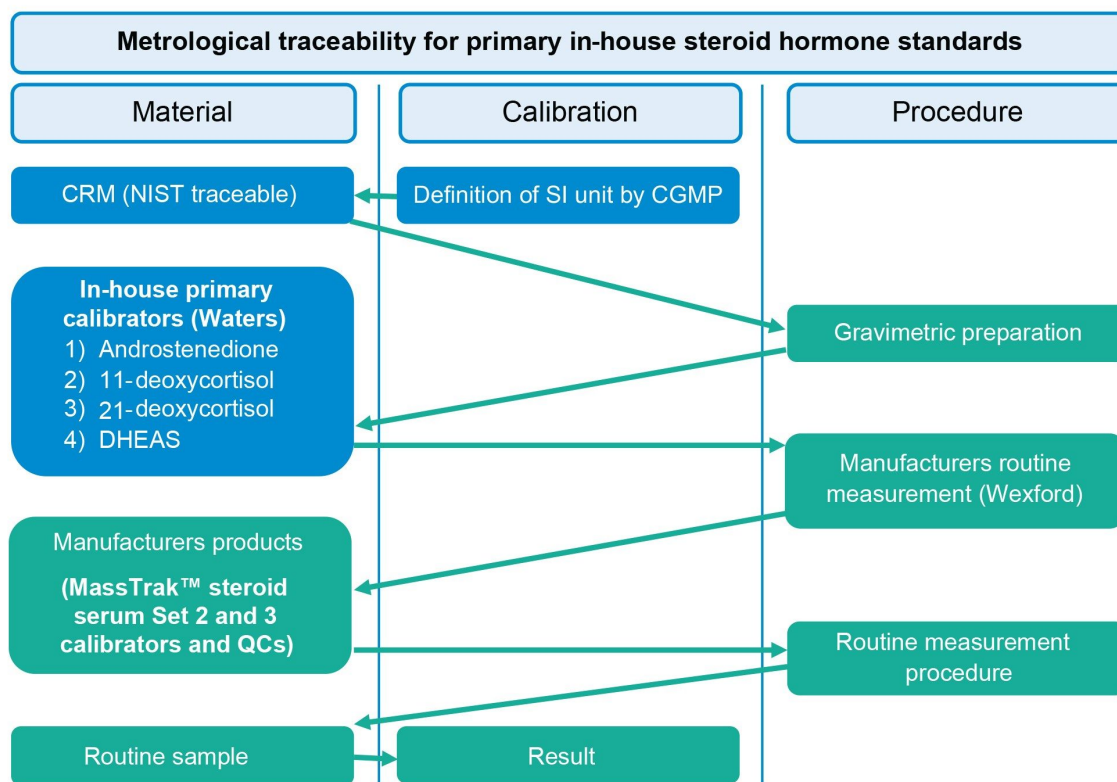


Figure 2. Metrological traceability of primary in-house standards (androstenedione, DHEA-S, 11-deoxycortisol, 21-deoxycortisol) for the value assignment of MassTrak Steroid Serum Calibrator and Quality Control Sets 2 and 3.

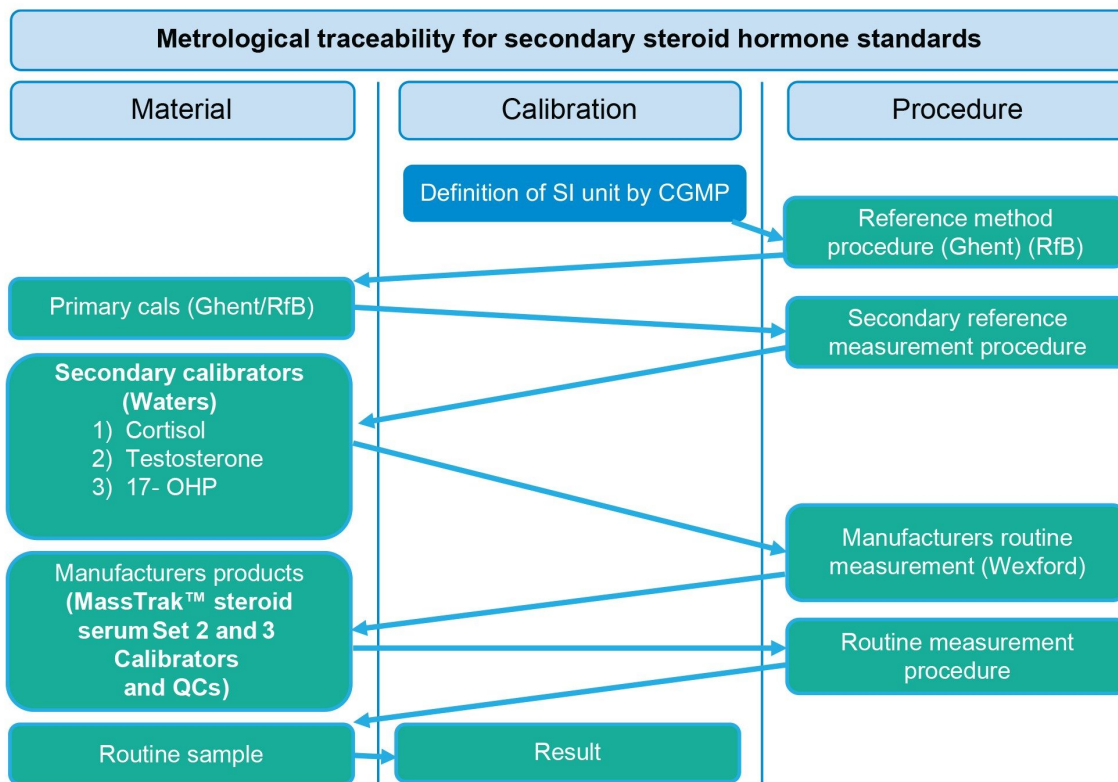


Figure 3. Metrological traceability of secondary in-house standards (testosterone, cortisol, and 17-OHP) for the value assignment of MassTrak Steroid Serum Calibrator and Quality Control Sets 2 and 3.

## Comparison Between Waters and Reference Laboratories

The secondary standards used to generate and assign concentrations to the MassTrak Steroid Serum Calibrators and Quality Controls, are prepared and internally value assigned using Waters value assignment procedure, to ensure the values are within procedural specification before being sent to metrologically traceable reference laboratories for value assignment using reference measurement procedures (outlined in Table 1).

Analyte	Reference method
Cortisol	(ID/ GC/ MS, NRMeth 8)
Testosterone	(ID/ GC/ MS, NRMeth 7)
17-hydroxyprogesterone (17-OHP)	(ID/ GC/ MS, NRMeth 39)
Progesterone	(ID/ GC/ MS, NRMeth 58/6)

*Table 1. Reference measurement procedures employed by reference laboratories.*

It should be noted that progesterone is not contained in Set 2 and 3 calcs and QCs, this information is for demonstration purposes only. Refer to application note "Metrological Traceability of the Waters MassTrak Endocrine Steroid Calibrator and Quality Control Sets" –[720007404](#), which contains metrological traceability information pertaining to MassTrak Steroid Serum Set 1 Calibrators and QCs, which contains progesterone, cortisol, testosterone, 17-OHP, DHEAS, 21-deoxycortisol, corticosterone, 11-deoxycortisol, androstenedione, 11-deoxycorticosterone, dehydroepiandrosterone (DHEA), and dihydrotestosterone (DHT).

Table 2 displays the results of Waters internal value assignment of secondary standards to the reference measurement provided by the reference laboratory (Lab A). It has been highlighted in table 2, however the concentration of secondary standard calibrator 1 is lower than the reference laboratories Lower Limit of Quantification\* (LLoQ\*) for progesterone and testosterone. When Waters is compared to Lab A, for calibrators 2–5 there is marginal deviation between the value assignments, giving Waters confidence in using our value assignments for calibrator 1. The max % difference for cortisol is 3.5%, progesterone 6.4% and 4.8% for testosterone. These results provide further assurance and confidence in the MassTrak Steroid Serum Calibrators and QCs, accurately ensuring comparable patient results from different lots of products.

Secondary standards	Progesterone			Testosterone			Cortisol		
	Waters (ng/mL)	Lab A (ng/mL)	% Diff BTW Waters and Lab A	Waters (ng/mL)	Lab A (ng/mL)	% Diff BTW Waters and Lab A	Waters (ng/mL)	Lab A (ng/mL)	% Diff BTW Waters and Lab A
Sec std cal 1	0.011	NA*	NA	0.0047	NA*	NA	0.593	0.611	-3.00%
Sec std cal 2	0.104	0.098	6.40%	0.042	0.0441	-4.80%	2.19	2.13	2.80%
Sec std cal 3	1.54	1.58	-2.50%	0.375	0.38	-1.30%	54.9	53.3	3.00%
Sec std cal 4	10.6	10.8	-1.90%	2.66	2.63	1.10%	321	310	3.50%
Sec std cal 5	65	66.1	-1.70%	24.8	24.8	0.0%	664	669	-0.70%

Table 2. % Difference between Waters and Lab A, in the value assignment of Secondary Standards containing progesterone, testosterone, and cortisol.

## Accuracy and Lot to Lot Comparison

Accuracy of the calibrator sets was assessed for testosterone, androstenedione, 17-OHP, and cortisol through the analysis of EQA material. Data was obtained across three different manufacturing lots by accessing the accuracy in measuring at the low, medium, and high end of the calibration line for each MassTrak Steroid Serum Calibrator Set. These results were then compared to the mass spectrometry assigned target value for each EQA sample and the mean % difference from target was tabulated. Due to the unavailability of EQA material for 11-deoxycortisol and 21-deoxycortisol, in-house panels, which are NIST traceable, were used to assess the accuracy of these compounds at the low, medium, and high range. Results are shown in Figures 4 and 5, this data demonstrates the accuracy of the calibrator sets within  $\pm 10\%$  but also the lot-to-lot reproducibility of the manufacturing process which is imperative for clinical laboratories to have a consistent and reliable testing materials.



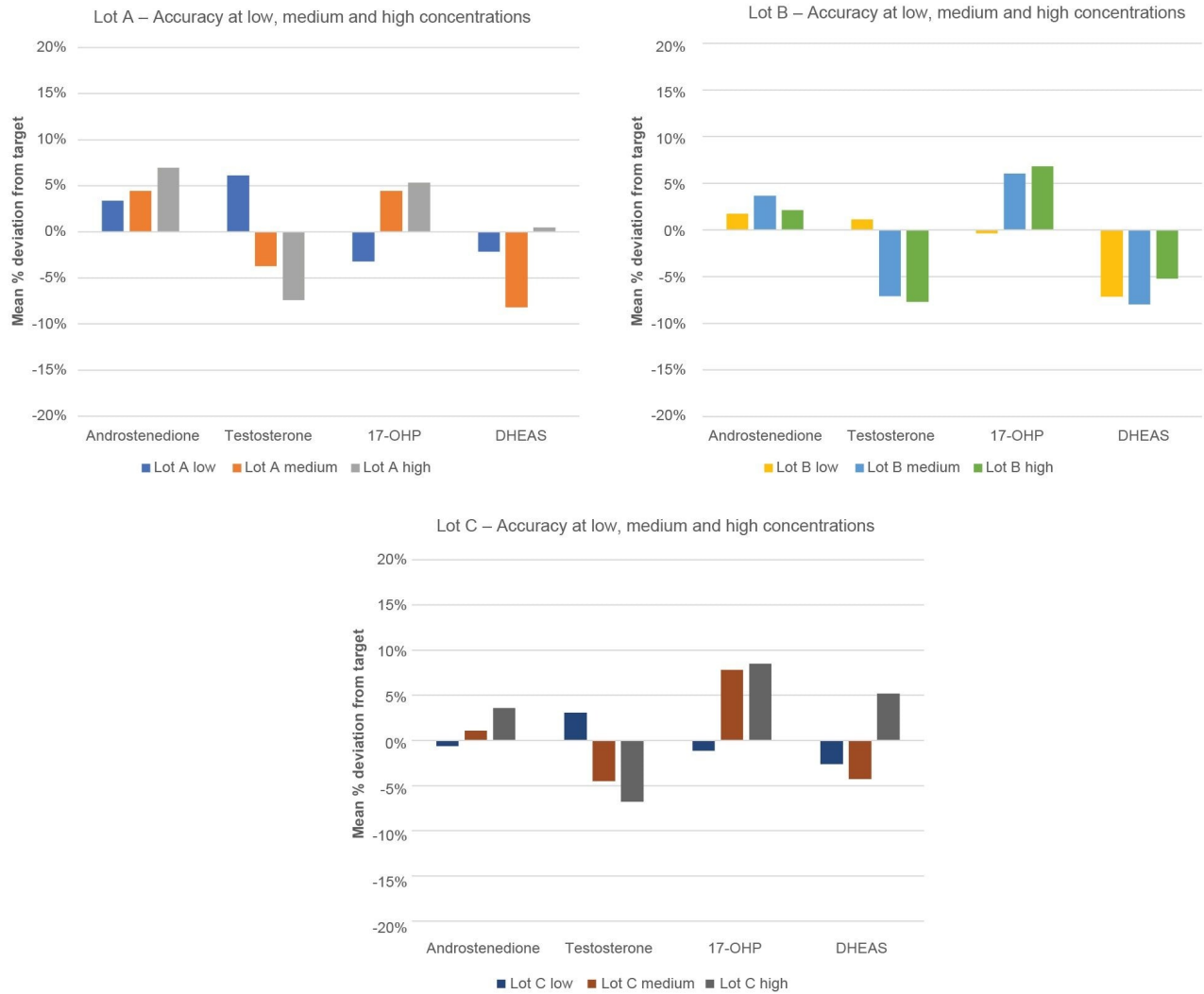


Figure 4. Lot-to-lot comparison of the % deviation from EQA target at low, medium, and high concentrations demonstrating the accuracy of MassTrak Set 2 Steroid Serum Calibrator Set.

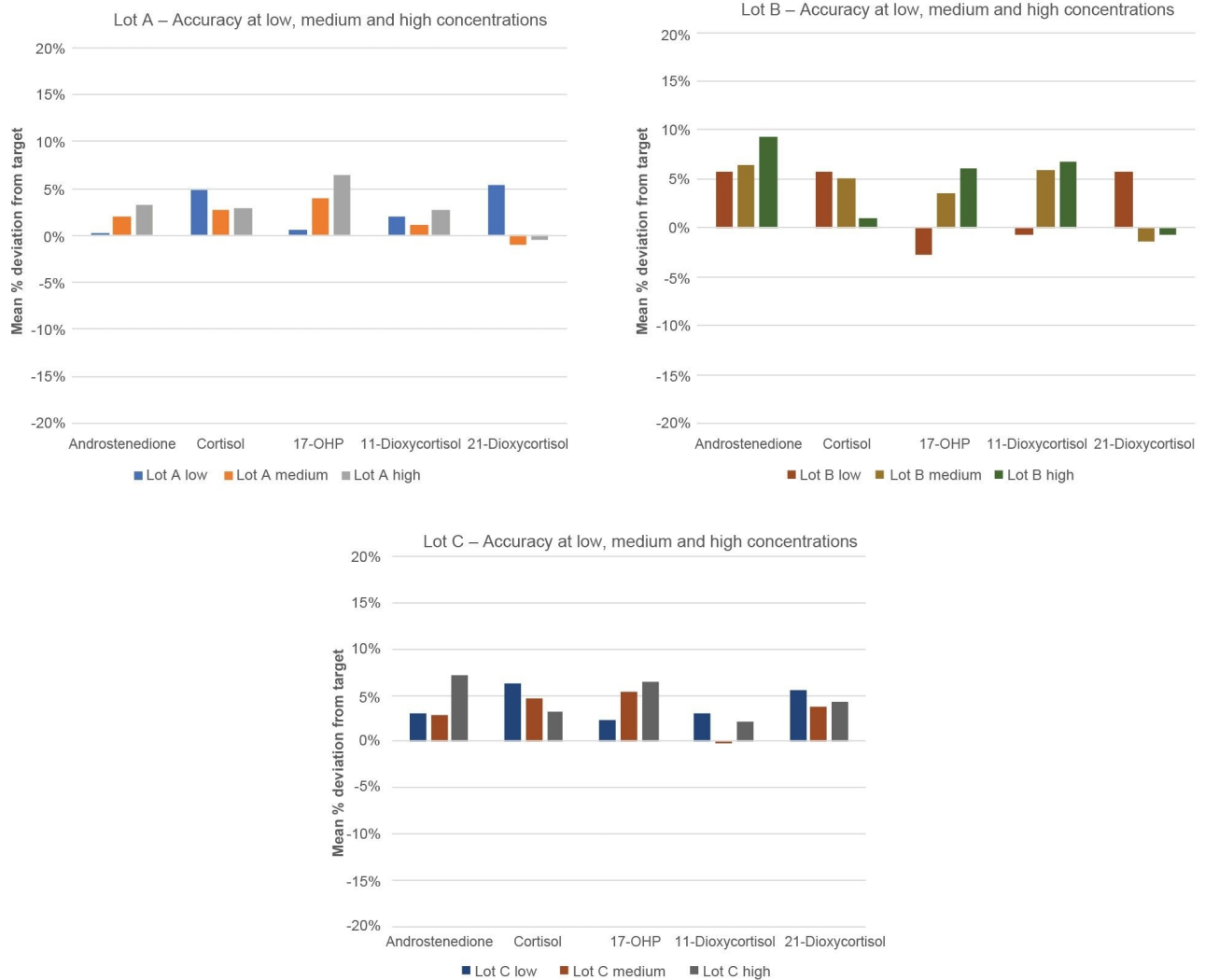


Figure 5. Lot-to-lot comparison of the % deviation from EQA target at low, medium, and high concentrations demonstrating the accuracy of MassTrak Set 3 Steroid Serum Calibrator Set.

## Measurement Uncertainty

The measurement uncertainty for the MassTrak Steroid Serum Set 2 and 3 calibrators were calculated using the following measurement data; accuracy, precision, the expanded uncertainty of material, and the laboratory equipment used.

Compound	Set 2				Set 3				
	Testosterone	Androstenedione	17-OHP	DHEAS	Androstenedione	17-OHP	Cortisol	11-Deoxycortisol	21-Deoxycortisol
Cal 1	0.01	0.05	0.1	50	0.05	0.3	3	0.1	0.1
Cal 2	0.05	0.25	0.5	250	0.25	1.5	15	0.5	0.5
Cal 3	0.5	0.5	1.25	1000	1.5	10	37.5	1.5	1.5
Cal 4	2	2	5	2000	7.5	40	150	6	6
Cal 5	8	8	20	4000	30	160	250	24	24
Cal 6	15	15	75	6000	75	225	375	75	75
Cal 7	20	20	100	8000	100	300	500	100	100

Table 3. Target concentration for MassTrak Steroid Serum Calibrator Set 2 and Set 3. To convert SI units from ng/mL to nmol/L multiply by 3.470 for testosterone, 3.494 androstenedione, 3.028 for 17-OHP, 2.716 for DHEAS, 2.761 for Cortisol, and 2.889 for 11-deoxycortisol, and 21-deoxycortisol.

Set 2 Expanded uncertainty measurement (ng/mL)				
Set 2	Androstenedione	Testosterone	17-OHP	DHEAS
Cal 1	0.000	0.000	0.001	0.304
Cal 2	0.001	0.000	0.001	0.697
Cal 3	0.001	0.002	0.005	3.25
Cal 4	0.006	0.006	0.018	5.94
Cal 5	0.016	0.021	0.034	8.84
Cal 6	0.040	0.039	0.206	20.2
Cal 7	0.050	0.058	0.250	24.0

Table 4. Expanded uncertainty measurement for Set 2 calibrators. To convert SI units from ng/mL to nmol/L multiply by 3.470 for testosterone, 3.494 androstenedione, 3.028 for 17-OHP, 2.716 for DHEAS.

Set 3 Expanded uncertainty measurement (ng/mL)					
Set 3	Androstenedione	17-OHP	Cortisol	11-Deoxycortisol	21-Deoxycortisol
Cal 1	0.001	0.001	0.011	0.001	0.001
Cal 2	0.002	0.009	0.033	0.003	0.003
Cal 3	0.007	0.048	0.147	0.007	0.013
Cal 4	0.028	0.246	0.429	0.039	0.033
Cal 5	0.155	1.05	1.19	0.073	0.136
Cal 6	0.375	1.29	1.2	0.296	0.475
Cal 7	0.340	2.35	1.37	0.332	0.382

Table 5. Expanded uncertainty measurement for Set 3 calibrators. To convert SI units from ng/mL to nmol/L multiply by 3.494 androstenedione, 3.028 for 17-OHP, 2.761 for Cortisol, and 2.889 for 11-deoxycortisol, and 21-deoxycortisol.

## Conclusion

The metrological traceability of the MassTrak Steroid Serum Set 2 and 3 calcs and QCs has been confirmed through the use of primary and secondary in-house standards, aiding laboratories compliance to ISO 15189. The precision and accuracy of our products were confirmed through the measurement of independent QC material in the form of EQA material supplied by UK NEQAS.

## References

1. Foley D, Rossiter P, Breen N, Calton, LJ. Metrological Traceability of the Waters MassTrak Endocrine Steroid Calibrator and Quality Control Sets. Waters Application Note [720007404](#). 2022 Apr.
2. Pitt J. Principles and Applications of Liquid Chromatography-Mass Spectrometry in Clinical Biochemistry. *The Clinical Biochemist Reviews*. 2009 Feb; 30(1): 19–34.

---

## Featured Products

[MasTrak Steroid Serum IVD Sets </nextgen/gb/en/products/standards-and-reagents/masstrak-steroid-serum-ivd-sets.html>](/nextgen/gb/en/products/standards-and-reagents/masstrak-steroid-serum-ivd-sets.html)

720008223, February 2024



© 2024 Waters Corporation. All Rights Reserved.

[Terms of Use](#) [Privacy](#) [Trademarks](#) [Careers](#) [Cookies](#) [Cookie Preferences](#)