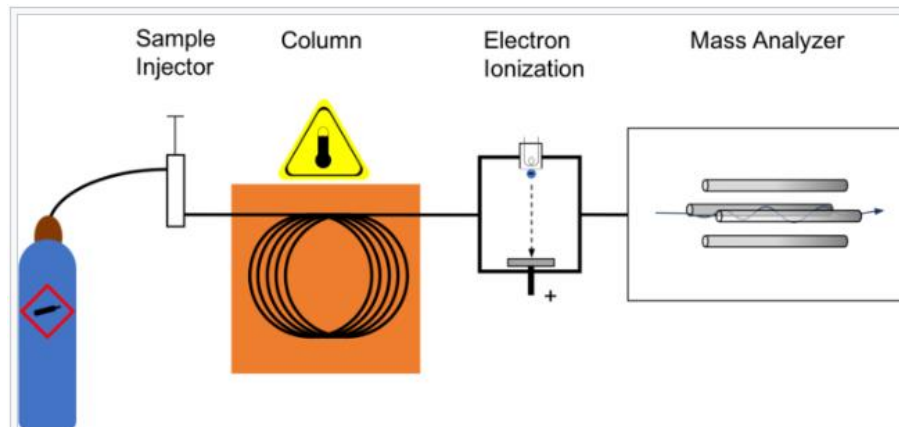


**Free NIST GC-MS Software Lab
for Universities:
Part 2: Installation of Software**



James Little

August 29, 2023

38 years Eastman Chemical Company

7 years Mass Spec Interpretation Services

<https://littlemsandsailing.wpcomstaging.com/>

[Link to GCMS Schematic Above](#)

[Link to University Logos](#)

Installation of Software

NIST Software programs:

- Version 1.7 MS Search
- AMDIS deconvolution software (data file processing)
- MS Interpreter (correlation of EI fragment ions to compound substructure)
- MS Search user Manual
- AMDIS user manual

ACD Structural Drawing Software

Installing NIST Software

-Go to Resources on my web page at the following link

[Link to Downloads](#)

-Scroll down to the following links

Resources

NIST Software Download

ACD Free Software

MONA EI Library

NIST MS Search Manual

NIST AMDIS Manual

Full Version Training

-Install NIST software by left clicking on NIST Software Download Link

-NIST will download to your Download folder

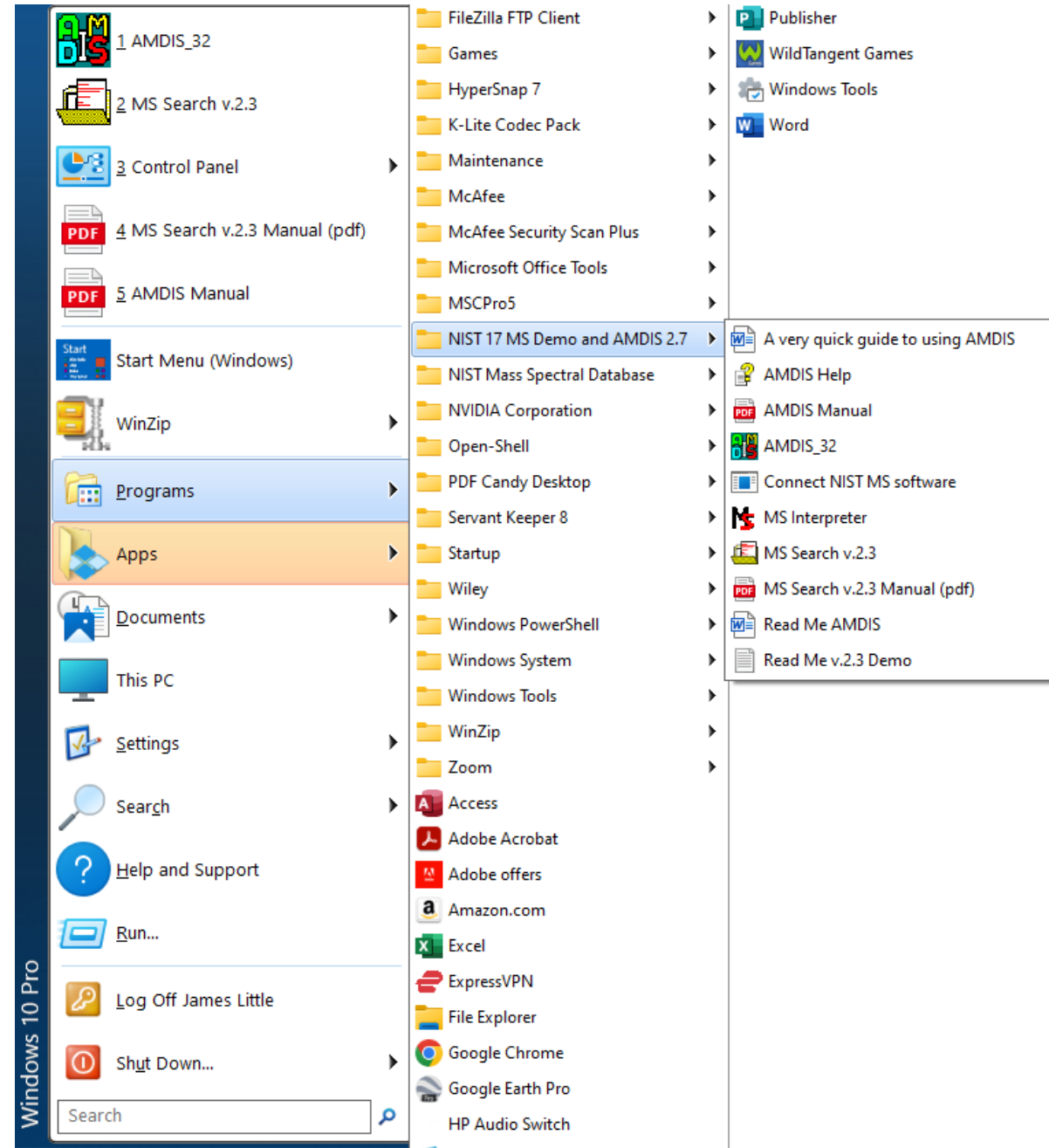
-double left click on the nist17demo.zip file to open zip file

-double left click on the file

-take all the defaults

-should find the files in your program group shown on next page

Program Group Shown from Start Menu for NIST Demo



Installing ACD ChemSketch Drawing Program

-Go to Resources on my web page at the following link

[Link to Downloads](#)

-Scroll down to the following links

Resources

NIST Software Download

ACD Free Software

MONA EI Library

NIST MS Search Manual

NIST AMDIS Manual

Full Version Training

-Install NIST software by left clicking on ACD Free Software link

-ACD will download to your Download folder

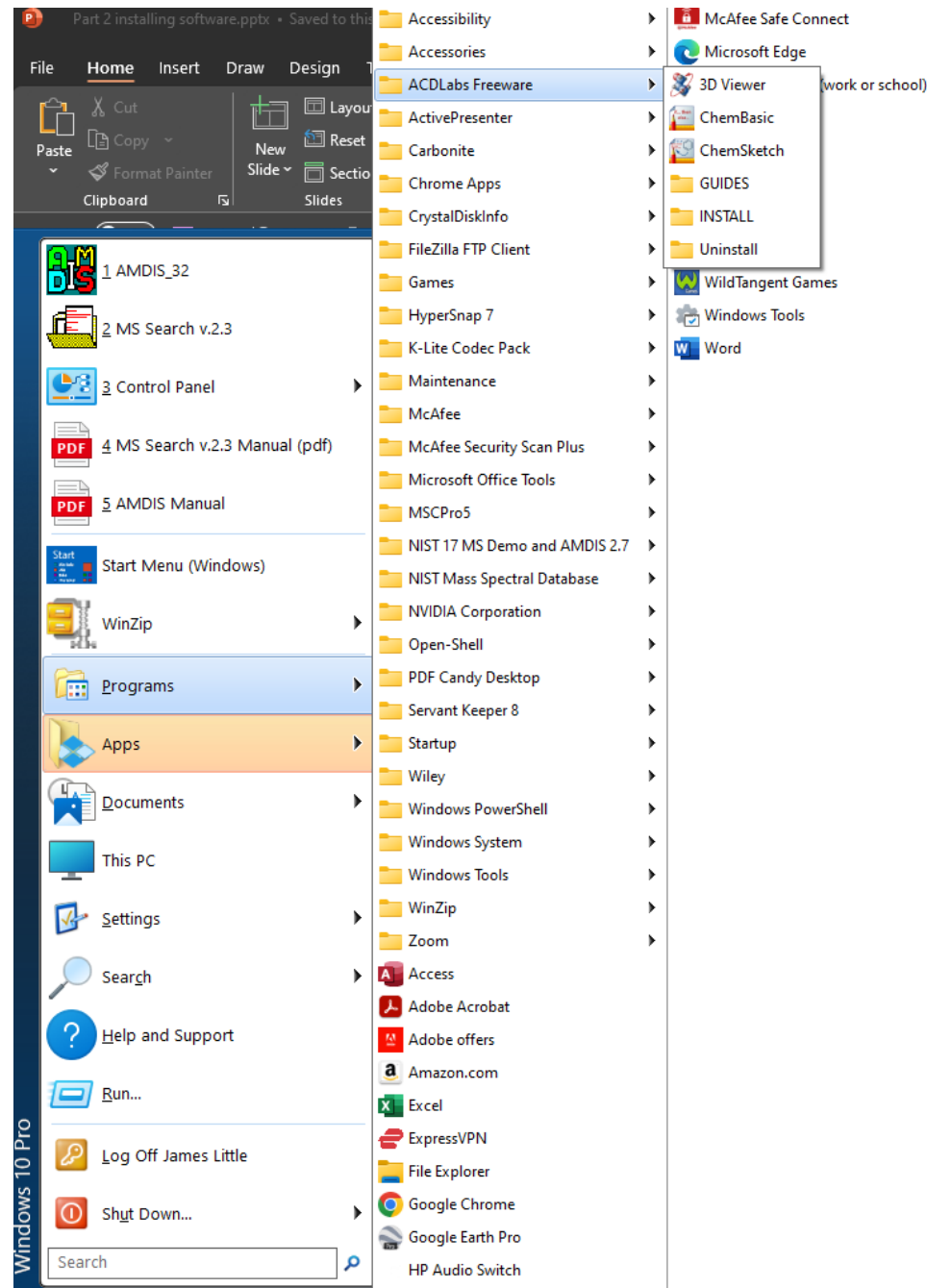
-double left click on the ACDLabs202310_ChemSketch_FInstall.zip

-double left click on the file displayed

-take all the defaults

-should find the files in your program group shown on next page

Program Group Shown from Start Menu for ACD ChemSketch Free Program



Checking to Confirm that ChemSketch is Default Program for .mol file

- .mol file is the type of file used in clipboard to send files between ACD ChemSketch and NIST Programs
- Type control panel in Start menu at bottom of windows screen
- select Default Programs option
- make sure .mol uses ChemSketch
- see display to left

