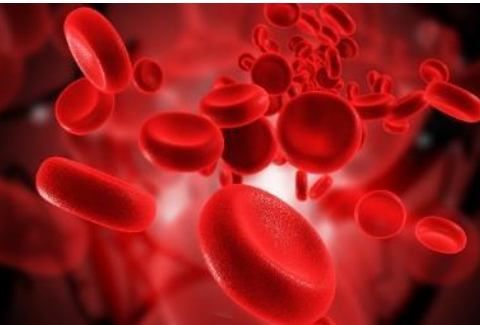


Flexible Automated Sample Clean-up of PCDD/Fs and PCBs

Dioxin 2019, Kyoto
Maximilian Baumann, LCTech GmbH



History and Development



Start biotechnology:
Products for analysis of
aflatoxins



First own developed system
from LCTech: TACS totally
automated clean-up system
for pesticide analysis



Foundation
LCTech GmbH

1998

2000

2002

2011

2013

2014

2016

2017

2018

2019



FREE-STYLE™

Robotic system for
automated sample
preparation



DEXTech
LC-Tech DIOXIN SYSTEM

Automated sample
preparation in PCB
and dioxin analysis



FREE-STYLE™

ThermELUTE™ module
for fully automated
mycotoxin analysis



DEXTech 16

Fully automated sample
clean-up of 16 samples
in one sequence



DEXTech+

4 column set-up for
automated sample
clean-up in PCB and
dioxin analysis



XANA

Automated sample
clean-up for water analysis



DEXTech Pure

Clean-up of PCBs and
dioxins in one separate
("pure") fraction each



FREE-STYLE™

Automated QuEChERS
method for residue
analysis in food
and feed



D-EVA

Parallel and fast
concentration of PCB
and dioxin samples



DEXTech Heat

Automated sample
clean-up for PCB and
dioxin samples
hardening at room
temperature



XANA PFAS

Automated sample
clean-up for
PFAS analysis

Milestones Dioxin Product Line



Kick-off dioxin products

2012



DEXTech
LC TECH DIOXIN SYSTEM

Automated sample preparation in PCB and dioxin analysis

2013



DEXTech+

4 column set-up for automated sample clean-up in PCB and dioxin analysis

2016



DEXTech Pure

Clean-up of PCBs and dioxins one separate ("pure") fraction each

2017



DEXTech 16

Fully automated sample clean-up of 16 samples in one sequence



D-EVA

Parallel and fast concentration of PCB and dioxin samples



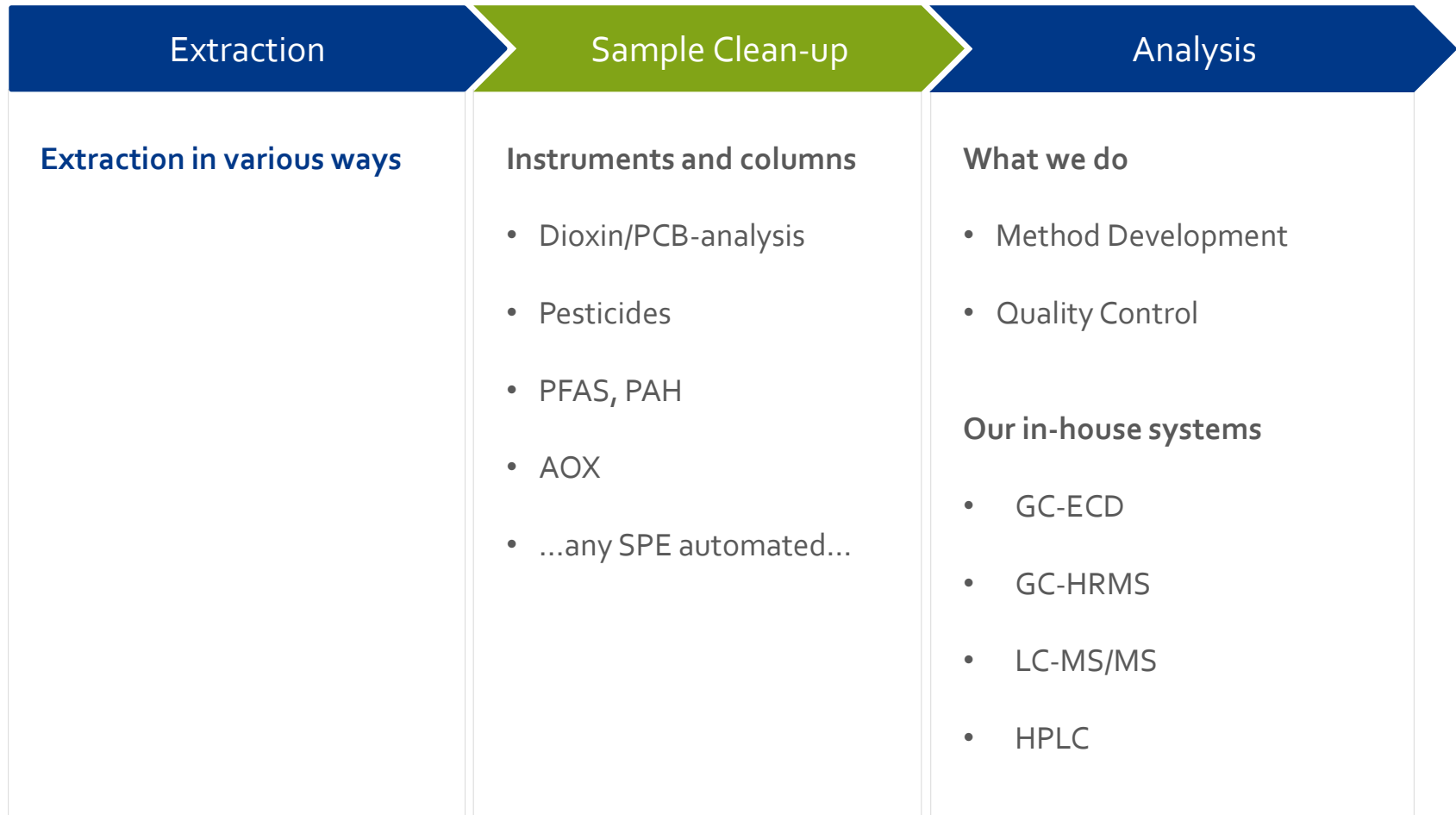
DEXTech Heat

Automated sample clean-up for PCB and dioxin samples hardening at room temperature


2018

2019

Expertise in Analysis Chain



DEXTech Pure - Basis

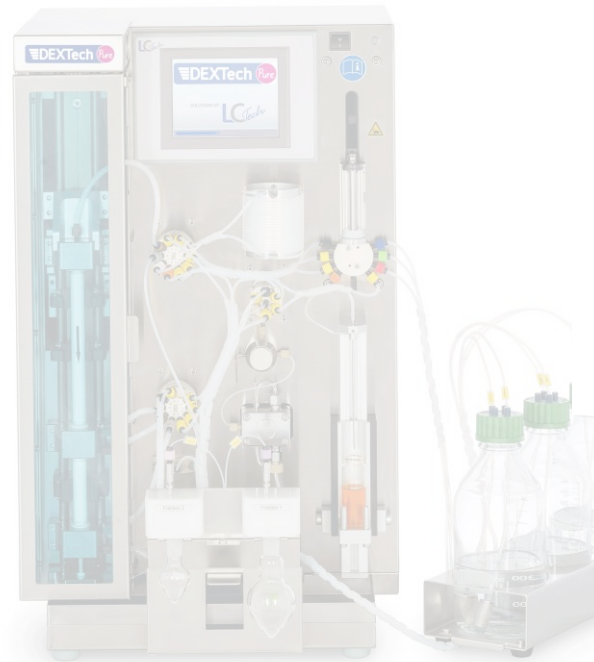


DEXTech Pure - Basis

DEXTech Heat



Samples **hardening** at room temperature



DEXTech 16

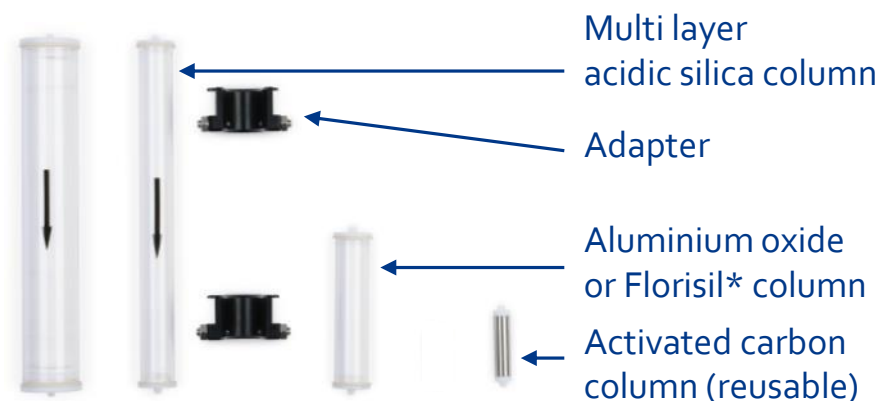


Unattended automated clean-up of up to **16 samples in sequence**

Easy Handling

- Ready-to-use click-in columns

- Glass column bodies (inert)
 - Acidic Silica column (Universal or SMART)
 - Aluminium oxide (accepting toluene of up to 1 mL) or Florisil column*
 - Activated carbon column (stainless steel, reusable)



- Just click it – no screwing or tools needed for inserting the columns



Just click it

* Use of the Florisil column is only possible with DEXTech Plus

Easy Insertion and Change of Columns

Just click it! – Universal column



Just click it! – Adapter




Just click it! – SMART column



- Just click it!
- Reliable electronic column lock mechanism
- Easy change between Universal column and SMART column only by using an adapter

Proven Electric Locking System

- Connected by motor (press fitted) - patented
- No screwing of columns – easy one hand operation
- No cross-contamination



Easy Sample Application

- Put the sample vial into the system and you are ready to go:
 - Automated sample transfer into the sample loop
 - Automated rinsing of the sample vial for quantitative transfer and unifying the sample
- Fully automated processing
- No cross-contamination



Sample Loading Procedure

Sample Transfer from the Glass with Rinsing and Loading to the Sample Loop



Sample is sucked and vial rinsed by the syringe pump

No contact of sample and pump because of additional volume and air/solvent gap

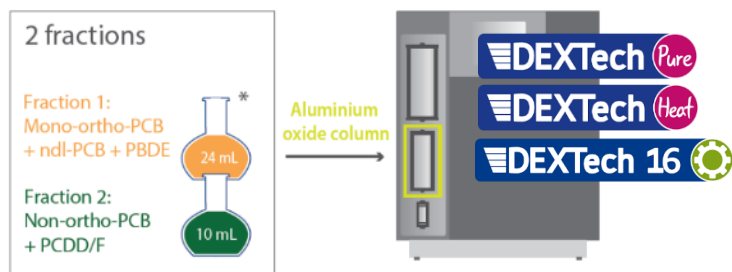
Safety Features

- Leakage detection
- Overpressure control
- Front door with safety shut-off
- Level sensor for waste (optional)

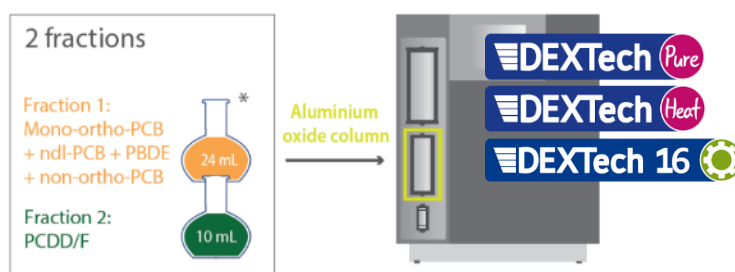


Flexible in Fractionation

Default Method - „Alox Plus Method“



Default Method - „Alox Pure Method“



In Addition two coast effective methods:

- 2 Column „Dioxin Only Method“



- 2 Column „PCB Only Method“



*Individual fraction required?
Just ask us and we will find your solution.*

Experimental Procedure

Comparison of the different DEXTech methods for different oils (fish oil, corn oil, olive oil etc.)

Clean-up



Evaporation



Analysis



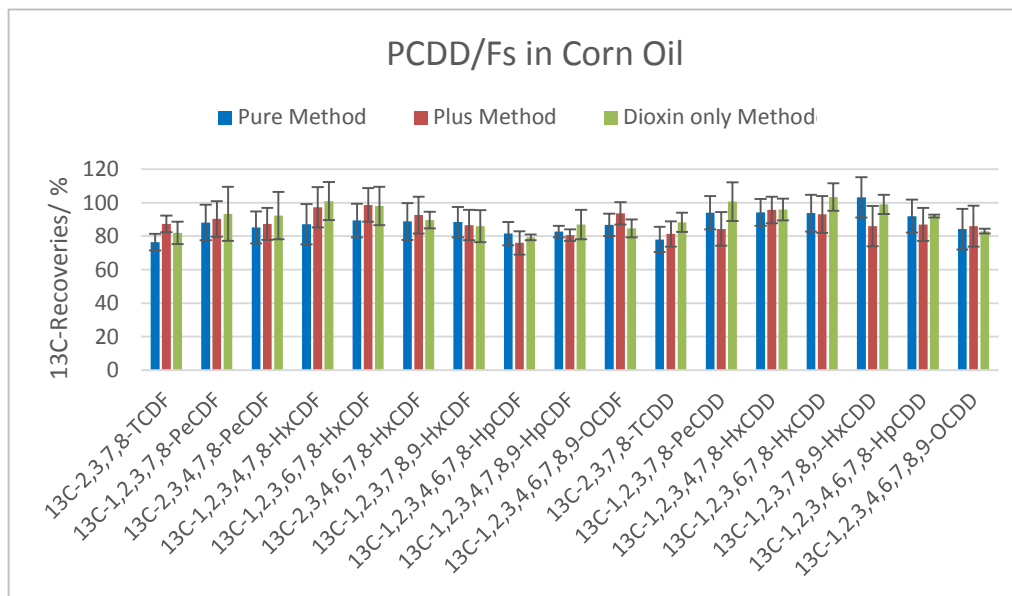
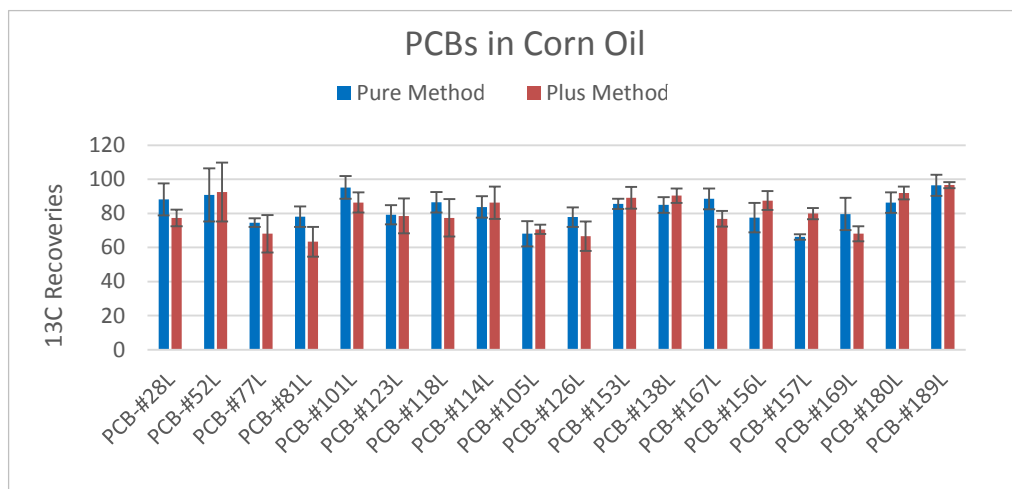
- 5 g of oil were dissolved in n-hexane.
- ¹³C extraction standard was added
- Sample was cleaned on a DEXTech Pure
- The fractions were evaporated down to near dryness using our vacuum centrifuge the D-EVA system
- Sample was re-dissolved in injections standard and transferred into a GC-vial
- Sample was measured on a HRMS – GC system DFS from Thermo Fisher Scientific

D-EVA Vacuum Centrifuge

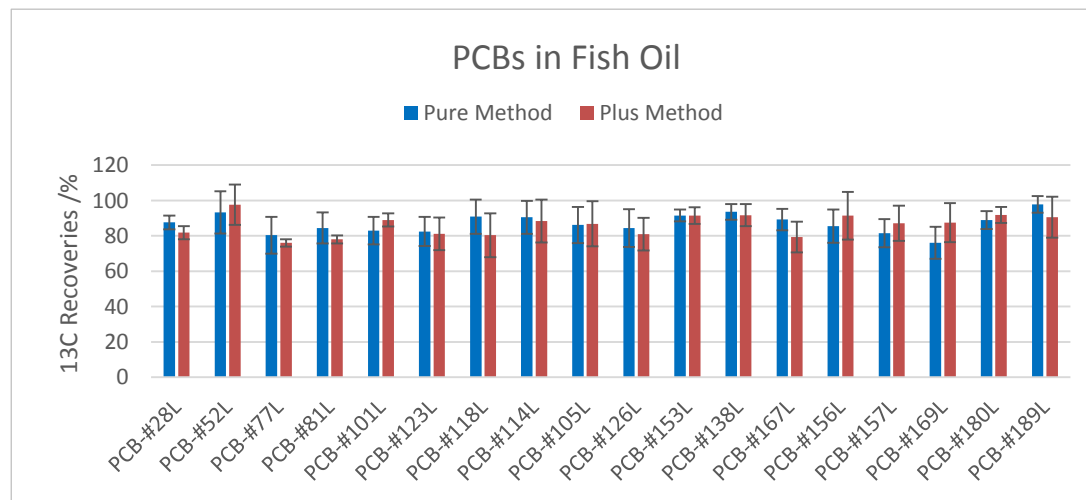
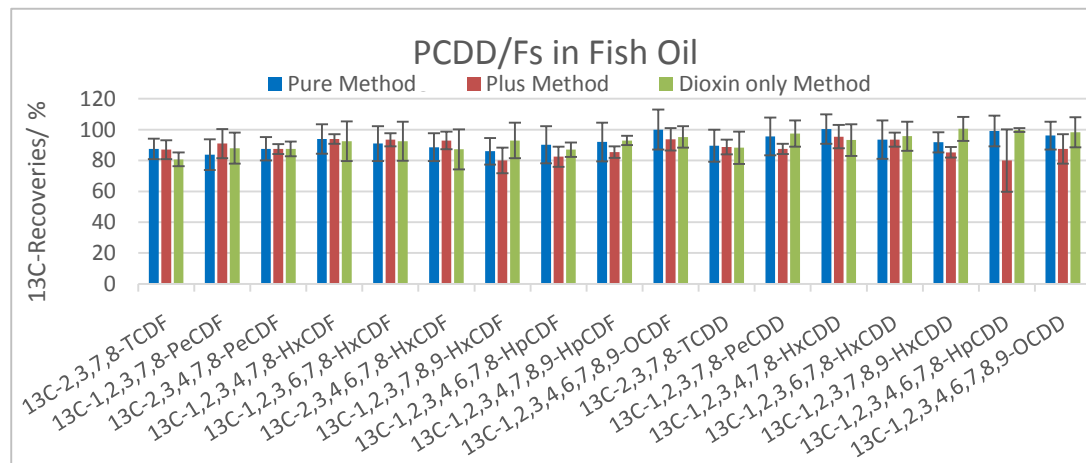
- D-EVA (Dioxin-EVAporation) consists of:
 - Centrifuge
 - Cold trap
 - Rotor
 - Special LCTech sensor
- From 1 - 26 samples
- Sensor controlled evaporation down to
 - 30 to 100 μL for the PCDD/F-Fraction
 - 300 to 500 μL for the PCB-Fraction



Comparison Recovery Corn Oil



Comparison Recovery Fish Oil



Conclusion

One system – capable for **many methods**



Solution for every lab on the same **quality** level with **excellent results!**

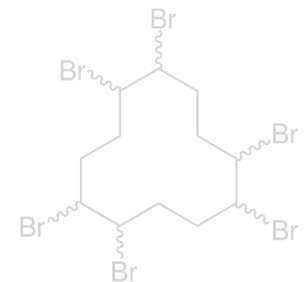
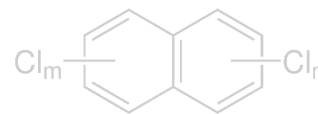
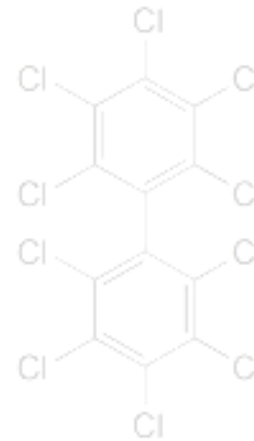
... and Benefits

- Reduced Costs per Sample
 - Fast Runtime
 - Best prices for consumables
- Highest Automation (e.g. Electric Locking, Automated Loading)
 - High reproducibility
 - Short learning curve
 - No manual interaction
- According Official Methods
 - EU Regulation
 - EPA
- Highest Flexibility in Fractionation
 - PCB Only
 - Dioxin Only
 - PCBs – Dioxins
 - PCBs – Non-ortho PCBs + Dioxins



Outlook

- PCB 209
 - Separation of 209 PCBs and Dioxins
 - 209 PCB-only
- PCNs
- HBCDD
- Preparation for upcoming reduced tolerated weekly intake (higher sample intake - maybe)



Thanks for Your Time!



LCTech GmbH
Daimlerstraße 4
84419 Obertaufkirchen
Germany

info@LCTech.de
www.LCTech.de
www.LCTech-online.com