

OpenLAB CDS EZChrom A.04.08 Distributed System AIC's and CDS Clients - Site Preparation Checklist

Thank you for purchasing an Agilent instrument. To get you started and to assure a successful and timely installation of your Agilent **software**, please refer to this specification or set of requirements.

Correct site preparation is the key first step in ensuring that your instruments and software systems operate reliably over an extended lifetime. This document is an **information guide and checklist** prepared for you that outlines the supplies, consumables, space and utility requirements for your equipment.

Customer Responsibilities

Make sure your site meets the following prior specifications before the installation date. For details, see specific sections within this checklist, including:

- The computing environment and the necessary space is made available.
- The number & location of electrical outlets for your computer systems and peripherals are planned.
- That your site meets the software, hardware and networking specifications below.
- Locate your sales order information, software authorization codes and/or software licenses/certificates.
- The necessary software media, disks etc. are available including upgrade/update disks.
- That a suitable backup solution is identified for your software.
- Availability of a system/network administrator as needed to connect to your intranet.
- Please consult Other Requirements section below for other product-specific information.

Complete Final Check: Software Site Preparation Tool. Please visit the following Agilent website to download the Software Installation Site Preparation Tool.

<http://www.chem.agilent.com/en-US/Technical-Support/Software-Informatics/Utilities/Pages/SWSitePrepTool.aspx>

This easy-to-use tool verifies that your PC meets the necessary hardware and software pre-requisites before installing the Agilent software. The Software Site Preparation Tool is in addition available on Disk1 of the installation media under Tools\SitePrepStartExe\ENU.

- For all networked installations: Run the Network Assessment Tool to determine if your network is ready for the OpenLAB CDS installation.

The Network Assessment Tool is a diagnostic program that can be run as a service on networked Windows computers. Agilent service personnel with the assistance of the customer run this program on computers used by OpenLAB CDS. Your Agilent implementation manager will send the Network Assessment Tool by e-mail with installation instructions. Once it is installed, the Agilent implementation manager will schedule a WebEx to run and review the assessment. Please see the Agilent Assessment Tool Data Sheet for further information to determine if your network is ready for the OpenLAB CDS installation.

If Agilent is delivering installation and familiarization services, users of the instrument should be present throughout these services; Otherwise, they will miss important operational, maintenance and safety information.

- Review the document "OpenLAB Chromatography Data System (CDS) EZChrom Edition Supported Instruments and Firmware Guide" It is located on Disk1 of the installation media under Docs\ENU (click "OpenLAB CDS EZChrom Edition Instrument Compatibility" in the OpenLAB CDS Master Installer > Resources). Additional firmware upgrades may be needed.


**OpenLAB CDS EZChrom A.04.08 Distributed System
AIC's and CDS Clients - Site Preparation Checklist**

- For proper operation of a Distributed OpenLAB CDS EZChrom Edition system a domain is required. The domain controllers must meet the Domain Requirements described under "LAN Connectivity" in the "Network Requirements for OpenLAB CDS EZChrom Edition" section of the "OpenLAB CDS EZChrom Edition Requirements guide" on Disk1 under \Docs.
- AIC's and CDS Clients must have the same domain as the OpenLAB Server or Shared Services Server (name resolution required for networked systems)
- A domain user with local Administrator permissions is required for the software installation and configuration and for the instrument service account.
- For AFS (Advanced File Security) a domain group is required.

Important Customer Information

1. If you have questions or problems in providing anything described as a Customer Responsibility above, please contact your local Agilent or partner support/service organization for assistance prior to delivery. In addition, Agilent and/or its partners reserve the right to reschedule the installation dependent upon the readiness of your laboratory.
2. Should your site not be ready for whatever reasons, please contact Agilent as soon as possible to re-arrange any services that have been purchased.
3. Other optional services such as additional training, operational qualification (OQ) and consultation for user-specific applications may also be provided at the time of installation when ordered with the system, but should be contracted separately.


**OpenLAB CDS EZChrom A.04.08 Distributed System
AIC's and CDS Clients - Site Preparation Checklist**



Software Specifications for AIC – Agilent Instrument Controller

Specification Description	Supported
Operating system type(s), version	<ul style="list-style-type: none"> Windows 7 SP1, Enterprise or Professional, 64 and 32 bit Windows 10, Enterprise or Pro, 64 bit Windows Server 2012 R2, 64 bit (Note that all drivers and add-ons must also be supported under the supported O/S)
O/S .NET & other add-ons	<ul style="list-style-type: none"> .NET 3.5 SP1 (<i>must be enabled on Windows 10</i>) .NET 4.5.2 (<i>installed by OpenLAB CDS EZChrom A.04.08 Installer</i>) or .NET 4.6.1
Localized OpenLAB CDS can run on localized OS	<ul style="list-style-type: none"> English US operating system Western European language operating system (<i>CDS will always appear in English</i>); Chinese operating system (<i>Non-localized instrument drivers are supported and will always appear in English</i>) Japanese operating system (<i>Non-localized instrument drivers are supported and will always appear in English</i>) Brazilian Portuguese operating system (<i>Non-localized instrument drivers are supported and will always appear in English</i>)
Default font	<ul style="list-style-type: none"> Chinese: Simsun Japanese: MS UI Gothic Brazilian Portuguese: MS Sans Serif (Workstations only)
Account settings/privileges	Local administrator privilege required for installation and configuration
Web Browser	Set Internet Explorer as default program on Windows 10
Antivirus software	Highly recommended
Adobe Reader	Adobe Acrobat Reader XI (Needs to run in protected mode) or DC


**OpenLAB CDS EZChrom A.04.08 Distributed System
AIC's and CDS Clients - Site Preparation Checklist**



**Computer Hardware Specifications for
AIC - Agilent Instrument Controller**

Specification Description	Minimum	Recommended (if applicable)	Comments (if applicable)
Processor type & speed	3 GHz Dual Core		
Memory	4 GB		
Internal Storage/devices/media	160 GB		Depends on the data which needs to be stored locally
External Storage/devices/media	DVD drive		
Video devices	17": 1280x1024 resolution (SXGA)	19", 1440 x 900	
Audio devices	N/A		
Printing devices	N/A		
Pointing devices	MS Windows compatible pointing device		
2 LAN cards	100/1000 LAN		

Note: A second LAN interface is recommended to isolate the instrument's data traffic.

**OpenLAB CDS EZChrom A.04.08 Distributed System
AIC's and CDS Clients - Site Preparation Checklist**


4.

Software Specifications for CDS Clients

Specification Description	Supported
Operating system type(s), version	<ul style="list-style-type: none"> Windows 7 SP1, Enterprise or Professional, 64 and 32 bit Windows 10, Enterprise or Pro, 64 bit Windows Server 2012 R2, 64 bit (only as terminal server client & Citrix)
O/S .NET & other add-ons	<ul style="list-style-type: none"> .NET 3.5 SP1 (<i>must be enabled on Windows 10</i>) .NET 4.5.2 (<i>installed by OpenLAB CDS EZChrom A.04.08 Installer</i>) or .NET 4.6.1
Localized OpenLAB CDS can run on localized OS	<ul style="list-style-type: none"> English US operating system Western European language operating system (<i>CDS will always appear in English</i>); Chinese operating system (<i>Non-localized instrument drivers are supported and will always appear in English</i>) Japanese operating system (<i>Non-localized instrument drivers are supported and will always appear in English</i>) Brazilian Portuguese operating system (<i>Non-localized instrument drivers are supported and will always appear in English</i>)
Default font	<ul style="list-style-type: none"> Chinese: Simsun Japanese: MS UI Gothic Brazilian Portuguese: MS Sans Serif (Workstations only)
Account settings/privileges	Local administrator privilege required for installation and configuration
Web Browser	Set Internet Explorer as default program on Windows 10
Antivirus software	Highly recommended
Adobe Reader	Adobe Acrobat Reader XI (Needs to run in protected mode) or DC

**OpenLAB CDS EZChrom A.04.08 Distributed System
AIC's and CDS Clients - Site Preparation Checklist**

Computer Hardware Specifications for CDS Clients

5.

Specification Description	Minimum	Recommended (if applicable)	Comments (if applicable)
Processor type & speed	3 GHz Dual Core		
Memory	4 GB		
Internal Storage/devices/media	160 GB		Depends on the data which needs to be stored locally
External Storage/devices/media	DVD drive		
Video devices	17": 1280x1024 resolution (SXGA)	19", 1440 x 900	
Audio devices	N/A		
Printing devices	N/A		
Pointing devices	MS Windows compatible pointing device		
1 LAN card	100/1000 LAN		

**OpenLAB CDS EZChrom A.04.08 Distributed System
AIC's and CDS Clients - Site Preparation Checklist**



Networking Specifications

Special Notes

When using LAN communications to connect the AIC to an instrument, use one of these methods:

- Connect via an isolated switch using standard CAT-5 network cabling.
- LAN communication hardware should be 100/1000 mbps (or higher) speed capable.
- NIC teaming (See *note 1*): LAN cards should not be teamed on AIC.
- LAN communication must be on the same subnet as instruments, and preferably on the same segment.
- *Note 1: Network Interface Card (NIC) teaming is also known as Load Balancing and Failover (LBFO).*

Specification Description	Supported
Network type, bandwidth, speed, protocol etc	Internet Protocol Version 4 (TCP/IPv4) only <i>Internet Protocol Version 6 (TCP/IPv6) is not supported</i>
IP Address	Static or DHCP Reservation



Other Requirements

1. Important web links
Microsoft Hardware Compatibility Lists
<http://www.microsoft.com/whdc/hcl/default.msp>

Links to specific O/S fixes, updates needed
<http://support.microsoft.com/>
2. For detailed supported hardware, software, instruments information, refer to **CDS_requirements.pdf** under Docs\ENU on Disk1 of the OpenLAB CDS EZChrom Edition A.04.08 (August 2017) Media Set.

**OpenLAB CDS EZChrom A.04.08 Distributed System
AIC's and CDS Clients - Site Preparation Checklist**

Important Customer Web Links

- ❑ For additional information about our solutions, please visit our web site at <http://www.agilent.com/home>
- ❑ Need to get information on your product or technical support? <http://www.agilent.com/en/products/software-informatics/chromatography-data-systems/openlab-cds-ezchrom-edition>
- ❑ Need to know more? Customer Education – <http://www.agilent.com/crosslab/university/>
- ❑ Need supplies? – <http://www.agilent.com/en-us/products/lab-supplies/chromatography-spectroscopy>
- ❑ OpenLAB CDS Software Updates - <https://agilent.subscribenet.com> (for any questions related to your account, contact subscribenet_support@agilent.com)
- ❑ OpenLAB CDS Software Status Bulletin (SSB) - <http://www.agilent.com/cs/library/support/Patches/SSBs/M82xxAA.html>