


# Maximize Performance!

Gas Chromatography Accessories and  
Gas Purification/Management Products



Septa  
Liners  
Ferrules  
Solvents  
Syringes  
Vials  
Purifiers and more

# Choosing the Correct Products

Choosing the proper items for routine system maintenance and new column installation can save costly downtime and rework, plus help prevent inaccurate chromatographic results. For the gas chromatographer, choosing the correct items when upgrading and replacing parts and accessories for their system can bring on many challenges due to the vast array of commercially available products. At Supelco, we offer our own unique products, as well as products from some of the most trusted names in the industry, to assist in making the selection process easier.

## Preventative Maintenance

Often overlooked is the importance of preventative maintenance of the gas chromatographic system. Many times, maintenance is only performed after a serious problem occurs, and serves solely to remedy the situation. A better choice is to take a proactive, instead of a reactive, approach to maintenance in an effort to prevent problems from manifesting. This can best be performed by strictly adhering to a schedule of routine preventative maintenance. Non-volatile material accumulates on injection port items, creating active spots, leading to poor chromatography and loss of sensitivity. Periodical replacement of injection port items will minimize this adsorption of analytes. Over time, purifiers become saturated and must be replaced to maintain the continuous supply of chromatographic quality carrier gas. To maximize the performance of the chromatographic system, Supelco offers preventative maintenance items only of the highest quality; items such as septa, inlet liners, O-rings, inlet seals, ferrules and purifiers.

## Installation and Troubleshooting

In addition to being required for a scheduled preventative maintenance routine, quality products are also needed for installation and troubleshooting tasks. Some of the same items and tools are used whether performing an initial setup of a new instrument, the replacement of system components (such as a column), or troubleshooting activities. To aid in accomplishing these tasks, Supelco offers the highest quality products; products such as column nuts, flow meters, tubing, fittings, valves, particle and oil filters, gas generators, leak detectors and pressure regulators. Additionally, Supelco offers numerous hand tools that have been specifically designed to assist the chromatographer in the installation and maintenance associated with gas chromatography.

## Supelco Products

Throughout this brochure you will find GC Accessories and Gas Purification/Management products that are designed to maximize instrument performance while helping to reduce the risk of chromatographic problems. Please note that this represents a brief listing of the GC Accessories and Gas Purification/Management products that we offer.

For a complete listing, visit [sigma-aldrich.com/gc](http://sigma-aldrich.com/gc)

# Quick Look-Up Tables

These quick look-up tables can be used as a reference to find frequently replaced accessories for commonly used GC instruments. In-depth details (photos, descriptions and specifications) can be found elsewhere in this brochure.

Description	Pkg.	Cat. No.
<b>Agilent® 5890, 6890, 7890 GCs</b>		
Molded Thermogreen® LB-2 Septa, 9.5 mm, with injection hole	50 ea.	<a href="#">28331-U</a>
Molded Thermogreen LB-2 Septa, 11 mm, with injection hole	50 ea.	<a href="#">28336-U</a>
Inlet Liner, Cup Design, Wool Packed, 4 mm I.D.	5 ea.	<a href="#">2048205</a>
Inlet Liner, Straight Through, Wool Packed, 4 mm I.D.	5 ea.	<a href="#">2048605</a>
Inlet Liner, Single Taper, 4 mm I.D.	5 ea.	<a href="#">2046605</a>
Inlet Liner, FocusLiner™, Single Taper, Wool Packed, 4 mm I.D.	5 ea.	<a href="#">2879905-U</a>
Therm-O-Ring™, 1/4 in.	10 ea.	<a href="#">21003-U</a>
Gold Plated Inlet Seal	10 ea.	<a href="#">23319-U</a>
Supeltex® M-2A Short Capillary Ferrules, 0.25 mm Column	10 ea.	<a href="#">24803-U</a>
Supeltex M-4 Short Capillary Ferrules, 0.25 mm Column	10 ea.	<a href="#">24811-U</a>
Supeltex M-2A Long Capillary Ferrules, 0.25 mm Column	10 ea.	<a href="#">24826-U</a>
Column Nut for Agilent	2 ea.	<a href="#">24833-U</a>
Source Column Nut for Agilent MSD	5 ea.	<a href="#">28034-U</a>
<b>PerkinElmer® AutoSystem™ and Clarus® GCs</b>		
Molded Thermogreen LB-2 Septa, 11 mm, with injection hole	50 ea.	<a href="#">28336-U</a>
Inlet Liner, FocusLiner, Single Taper, Wool Packed, 4 mm I.D.	5 ea.	<a href="#">2879105-U</a>
Inlet Liner, Straight Through, 2 mm I. D.	5 ea.	<a href="#">2631105</a>
Therm-O-Ring, 1/4 in.	10 ea.	<a href="#">21003-U</a>
M-2A Long Capillary Ferrules, 0.25 mm Column	10 ea.	<a href="#">24826-U</a>
Column Nut for PerkinElmer	5 ea.	<a href="#">28034-U</a>
<b>Varian® GCs</b>		
Thermogreen LB-2 Septa, 9.0 mm	50 ea.	<a href="#">28021-U</a>
Molded Thermogreen LB-2 Septa, 11 mm, with injection hole	50 ea.	<a href="#">28336-U</a>
Inlet Liner, FocusLiner, Single Taper, Wool Packed, 3.4 mm I.D. for 1078/1079 injectors	5 ea.	<a href="#">2875705-U</a>
Inlet Liner, SPME, 0.75 mm I.D., for CP-1177 Injector	5 ea.	<a href="#">2637505</a>
M-2A Long Capillary Ferrules, 0.25 mm Column	10 ea.	<a href="#">24826-U</a>
Column Nut for Varian	1 ea.	<a href="#">28033-U</a>

# Septa

## Molded Thermogreen LB-2 Septa



Molded Thermogreen LB-2 septa are manufactured from high quality, low bleed material using the same exclusive LB-2 rubber formulation that chromatographers are accustomed to using. The difference is that molded septa, unlike traditional die-cut septa, offer easier installation and better sealing. This is because our liquid injection molding process yields septa that all conform to the same shape with crisp, clean sides.

The usable inlet temperature range of 100–350 °C is adequate for the majority of GC applications. **Don't be fooled by other septa that advertise a maximum temperature of 400 °C (to make a septa with high thermal limits, one must also make it stiffer, resulting in septa that are harder to pierce and easier to core)!** Our molded Thermogreen LB-2 septa offer the perfect combination of temperature range, low bleed and easy puncturability.

The version with injection hole is for autosampler injections, manual injections and/or SPME applications. The solid disc version is for manual injections.

- Rubber formulation exclusive to Supelco
- Strict tolerances (diameter, thickness and injection hole) due to the constant dimensions of the mold itself
- Ultra low bleed over a wide range of inlet temperatures (100–350 °C)
- No foreign substances or powders (which could contaminate the inlet) are used during manufacturing
- Fully tested for bleed and contamination
- Already conditioned, ready-to-use
- Ideal for use with low bleed GC-MS columns

Description	Pkg.	Cat. No.
9.5 mm, with injection hole	50 ea. 250 ea.	<a href="#">28331-U</a> <a href="#">28332-U</a>
9.5 mm, solid discs	50 ea. 250 ea.	<a href="#">28670-U</a> <a href="#">28671-U</a>
10 mm, with injection hole	50 ea. 250 ea.	<a href="#">28333-U</a> <a href="#">28334-U</a>
10 mm, solid discs	50 ea. 250 ea.	<a href="#">28673-U</a> <a href="#">28675-U</a>
11 mm, with injection hole	50 ea. 250 ea.	<a href="#">28336-U</a> <a href="#">28338-U</a>
11 mm, solid discs	50 ea. 250 ea.	<a href="#">28676-U</a> <a href="#">28678-U</a>
11.5 mm, with injection hole	50 ea. 250 ea.	<a href="#">29446-U</a> <a href="#">29448-U</a>
11.5 mm, solid discs	50 ea. 250 ea.	<a href="#">29449-U</a> <a href="#">29451-U</a>
17 mm, with injection hole	50 ea. 250 ea.	<a href="#">29452-U</a> <a href="#">29453-U</a>
17 mm, solid discs	50 ea. 250 ea.	<a href="#">29456-U</a> <a href="#">29457-U</a>

## Thermogreen LB-2 Septa



We test every lot of Thermogreen LB-2 septa, to ensure low bleed and high puncture tolerance. We also condition these septa—they are ready-to-use, right from the container. Popular dimensions are listed below. Other dimensions can be found in our catalog and on our website.

- Formulation exclusive to Supelco
- Extremely low bleed over a wide range of inlet temperatures (100–350 °C)
- Already conditioned, ready-to-use

Description	Pkg.	Cat. No.
9.0 mm	50 ea.	<a href="#">28021-U</a>
9.5 mm	50 ea. 250 ea.	<a href="#">20652</a> <a href="#">20666</a>
10 mm	50 ea. 250 ea.	<a href="#">20653-U</a> <a href="#">23156</a>
11 mm	50 ea. 250 ea. 1000 ea.	<a href="#">20654</a> <a href="#">23163</a> <a href="#">23164</a>
11.5 mm	50 ea.	<a href="#">23154</a>
17 mm	50 ea.	<a href="#">23159</a>
Plug (for Shimadzu®)	10 ea. 50 ea.	<a href="#">20608</a> <a href="#">20633</a>

## Merlin Microseal™ System Kits




The Merlin Microseal system incorporates a unique design with two sequential seals that provide long septum life. The patented design is a replacement for the standard septum and septum nut in a capillary inlet system. Popular kits are listed below. Kit components can be found in our catalog and on our website.

- Sustain many injections without leaks or septum fragments
- For use with 23 gauge blunt tipped needles
- Ideal for use with an SPME device with a 23 gauge needle
- These kits include all necessary items for initial installation

Description	Max Pressure	Cat. No.
For Agilent 5890/6890/7890 GCs	30 psi	<a href="#">22584</a>
For Agilent 5890/6890/7890 GCs	100 psi	<a href="#">24815-U</a>
For Varian 3400/3800 GCs with 1077/1078/1079 Injectors	100 psi	<a href="#">24817-U</a>
For Varian 3800 GCs with CP-1177 Injector	100 psi	<a href="#">22609-U</a>

# Liners and Seals

## Inlet Liners




A regular schedule of inlet liner replacement as part of a preventative maintenance routine will help prevent adsorption problems that can drastically affect chromatography if left unchecked. Inlet liners should be highly inert and manufactured to the strictest of tolerances. Supelco is recognized as a leader in the manufacturing of high quality inlet liners. Popular inlet liner dimensions are listed below. Other inlet liners can be found in our catalog and on our website.

- Proprietary high temperature silanization (exclusively from Supelco) ensures inertness
- Our in-house glass shop ensures consistent dimensions that meet, or exceed, GC manufacturers' strict tolerances
- Inlet liners that are packed use a high-quality glass wool, deactivated using a proprietary silanization process (exclusively from Supelco)

Description	Pkg.	Cat. No.
<b>For Agilent® 5890/6890/7890 (78.5 mm length x 6.3 mm O.D.)</b>		
Split with cup, 4 mm I.D., unpacked	5 ea.	2051005
Split with cup, 4 mm I.D., wool packed	5 ea.	2048205
Split straight through, 4 mm I.D., unpacked	5 ea.	2879405-U
Split straight through, 4 mm I.D., wool packed	5 ea.	2048605
Splitless with single taper, 4 mm I.D., unpacked	5 ea.	2046605
Splitless with single taper, 4 mm I.D., wool packed	5 ea.	2047805
Splitless with dual taper, 4 mm I.D., unpacked	5 ea.	2048505
Splitless straight through, 2 mm I.D., unpacked	5 ea.	2051305
Splitless straight through, 1.5 mm I.D., unpacked	5 ea.	2051705
SPME, 0.75 mm I.D., unpacked	5 ea.	2637505
<b>For Finnigan</b>		
Same catalog numbers as Agilent		
<b>For PerkinElmer® AutoSystem™ and Clarus® (92 mm length x 6.3 mm O.D.)</b>		
Split, 4 mm I.D., unpacked	5 ea.	2630905
Split, 4 mm I.D., wool packed	5 ea.	2631005
Splitless straight through, 2 mm I.D., unpacked	5 ea.	2631105
SPME, 0.75 mm I.D., unpacked	5 ea.	2631205
<b>For Shimadzu® 17A with SPL-17 Injector (95 mm length x 5 mm O.D.)</b>		
Split, 3.4 mm I.D., unpacked	5 ea.	2633605
Split, 3.4 mm I.D., wool packed	5 ea.	2632705

Description	Pkg.	Cat. No.
Splitless with middle gooseneck, 3.4 mm I.D., unpacked	5 ea	2878305-U
Splitless with recessed gooseneck, 3.4 mm I.D., wool packed	5 ea	2877905-U
Splitless straight through, 2.6 mm I.D., unpacked	5 ea	2633705
SPME, 0.75 mm I.D., unpacked	5 ea	2633905
<b>For Thermo® ThermoQuest 8000/TRACE™ (105 mm length x 8 mm O.D.)</b>		
Split, 5 mm I.D., unpacked	5 ea	2877105-U
Splitless with single taper, 5 mm I.D., unpacked	5 ea	2877305-U
Splitless with single taper, 3 mm I.D., unpacked	5 ea	2877405-U
SPME, 0.8 mm I.D., unpacked	5 ea	2876605-U
<b>For Varian® 1075/1077 Injectors (72 mm length x 6.3 mm O.D.)</b>		
Split with baffle, 4 mm I.D., unpacked	5 ea	2050105
Split, 4 mm I.D., unpacked	5 ea	2636105
Split, 4 mm I.D., wool packed	5 ea	2636005
Splitless, 2 mm I.D., unpacked	5 ea	2050205
SPME, 0.75 mm I.D., unpacked	5 ea	2635805
<b>For Varian 1078/1079 Injectors (54 mm length x 5 mm O.D.)</b>		
Split, 3.4 mm I.D., unpacked	5 ea	2637105
Split, 3.4 mm I.D., wool packed	5 ea	2637305
Splitless, 2 mm I.D., unpacked	5 ea	2637405
Splitless, 2 mm I.D., wool packed	5 ea	2637705
SPME, 0.8 mm I.D., unpacked	5 ea	2637805
<b>For Varian CP-1177 Injectors</b>		
Same catalog numbers as Agilent		

## Glass Wool




Glass wool is a fine pliable untreated glass fiber. Silanized glass wool and Pesticide Grade glass wool undergo a proprietary deactivation process to remove active sites that may interfere with an analysis.

- Maximum temperature 400 °C
- Silanized – use where minimal activity is required
- Pesticide Grade – use in the analysis of pesticides
- Phosphoric Acid Treated – use in the analysis of free acids, phenols and glycols
- Puller/Inserter – easily inserts or removes glass wool plugs

Description	Pkg.	Cat. No.
Silanized	50 g	20411
Pesticide Grade	10 g	20409
Phosphoric Acid Treated	50 g	20383
Puller/Inserter Tool	2 g	22406

## FocusLiner™ Inlet Liners



The use of a wool plug in inlet liners has been used for many years to promote the rapid vaporization of the entire sample, minimize mass discrimination and prevent non-volatile material from entering the column. FocusLiner inlet liners incorporate a unique design that prevents shifting of the wool plug during repeated injections or sudden inlet pressure changes. Popular FocusLiner inlet liners are listed below. Other inlet liners can be found in our catalog and on our website.

- Tapers inside the liner stabilize the position of the wool plug, the wool plug is always correctly located
- Unique design prevents shifting of the wool plug during repeated injections or sudden inlet pressure changes
- Large surface area for maximum sample vaporization
- Wiping action removes residual liquid sample from the needle tip, thus preventing droplet formation
- Reduced solvent tailing
- Lower mass discrimination during split injections
- Typically reduces injection variability by at least 96%
- Provide maximum sensitivity and improved detection levels
- High temperature deactivated glass
- Guaranteed to fit

Description	Pkg.	Cat. No.
<b>For Agilent® 5890/6890/7890 (78.5 mm length x 6.3 mm O.D.)</b>		
Split/splitless, 4 mm I.D., wool packed	5 ea.	<a href="#">2879805-U</a>
Split/splitless, 2.3 mm I.D., wool packed	5 ea.	<a href="#">2879605-U</a>
Split/splitless with single taper, 4 mm I.D., wool packed	5 ea.	<a href="#">2879905-U</a>
Split/splitless with single taper, 2.3 mm I.D., wool packed	5 ea.	<a href="#">2879505-U</a>
<b>For Finnigan</b>		
Same catalog numbers as Agilent		
<b>For PerkinElmer AutoSystem and Clarus (92 mm length x 6.3 mm O.D.)</b>		
Split/splitless, 4 mm I.D., wool packed	5 ea.	<a href="#">2879205-U</a>
Split/splitless with single taper, 4 mm I.D., wool packed	5 ea.	<a href="#">2879105-U</a>
<b>For Shimadzu 17A with SPL-17 Injector (95 mm length x 5 mm O.D.)</b>		
Split/splitless, 3.4 mm I.D., wool packed	5 ea.	<a href="#">2878605-U</a>
Split/splitless with single taper, 3.4 mm I.D., wool packed	5 ea.	<a href="#">2878405-U</a>
<b>For Thermo ThermoQuest 8000/TRACE (105 mm length x 8 mm O.D.)</b>		
Split, 5 mm I.D., wool packed (for use with 50 mm needles)	5 ea.	<a href="#">2877005-U</a>
Splitless, 5 mm I.D., wool packed (for use with 70 mm needles)	5 ea.	<a href="#">2877205-U</a>
Splitless with single taper, 5 mm I.D., wool packed	5 ea.	<a href="#">2877505-U</a>

Description	Pkg.	Cat. No.
<b>For Varian 1075/1077 Injectors (72 mm length x 6.3 mm O.D.)</b>		
Split, 4 mm I.D., wool packed	5 ea.	<a href="#">2875405-U</a>
Split, 2.3 mm I.D., wool packed	5 ea.	<a href="#">2874705-U</a>
<b>For Varian 1078/1079 Injectors (54 mm length x 5 mm O.D.)</b>		
Split/splitless with single taper, 3.4 mm I.D., wool packed	5 ea.	<a href="#">2875705-U</a>
Split/splitless with dual taper, 3.4 mm I.D., wool packed	5 ea.	<a href="#">2875505-U</a>
<b>For Varian CP-1177 Injectors</b>		
Same catalog numbers as Agilent		

## Therm-O-Ring™ Seals

Inlet liners used in an Agilent GC require an O-ring placed near the top for proper operation. This O-ring ensures that the only path for carrier gas to get to the outside of the inlet liner is through the grooves in the inlet seal at the bottom of the injection port.

- Available exclusively from Supelco
- Fit 6.3 mm, 6.5 mm, or 1/4" O.D. capillary liners that use an O-ring seal
- Can be used with inlet temperatures up to 375 °C without sticking or fragmenting
- Superior replacements for O-rings made from Viton™

Description	Pkg.	Cat. No.
Therm-O-Ring Seal	10 ea.	<a href="#">21003-U</a>
Therm-O-Ring Seal	25 ea.	<a href="#">21004-U</a>

## Inlet Seals

The inlet seals in an Agilent GC must be regularly changed to prevent sample adsorption due to accumulation of sample residue and/or septum fragments. Supelco offers replacement inlet seals of the highest quality.

- Stainless steel for analyses of non-reactive compounds
- Pure gold plating for applications requiring more inertness
- No brighteners used in the plating process
- Cross design intended for high split flows (>200 mL/min.)
- Packs of two or ten include one washer for each seal
- Packs of 100 include 50 washers

Description	Pkg.	Cat. No.
Non-plated	2 ea.	<a href="#">23316-U</a>
	10 ea.	<a href="#">23317-U</a>
	100 ea.	<a href="#">23363-U</a>
Gold-plated	2 ea.	<a href="#">23318-U</a>
	10 ea.	<a href="#">23319-U</a>
Gold-plated, cross design	2 ea.	<a href="#">23413-U</a>
	10 ea.	<a href="#">23415-U</a>

# Ferrules and Nuts

## Ferrules

GC ferrules should provide a leak-tight seal, accommodate column O.D. variations, seal with minimum torque and not stick to the column or fittings. Additionally, they should be resilient enough to maintain their seal when column temperature and corresponding back pressure increases. Three popular ferrule compositions that meet these requirements are listed below. Ferrules of other compositions and/or with other internal diameters can be found in our catalog and on our website.

### Supeltek® M-2A Ferrules

- Max. Temp.: 400 °C
- Composition: Vespel™ SP-21 (85% polyimide/15% graphite)
- Characteristics: Seal at 1/4-turn past fingertight.
- Benefits: High reusability. Won't stick to metal or glass. Form leaktight seals without sticking to the column. Do not require back ferrules.

### Supeltek M-4 Ferrules

- Max. Temp.: 450 °C
- Composition: Flexible graphite
- Characteristics: Seal at 1/4-turn past fingertight.
- Benefits: An improved design that offers a clean, sharp profile with minimal flash. Maximum sealing surface contact. Reduced risk of column contamination at installation.

### CapSeal Bullet® Ferrules

- Available exclusively from Supelco
- Max. Temp.: 450 °C
- Composition: Graphite material captured in aluminum base
- Characteristics: Seal at 1/8-turn past fingertight
- Benefits: Reusable. A special end taper reduces graphite extrusion into fitting. Aluminum base keeps the ferrule from adhering to the fitting, making it easy to remove.

### Ferrule Designs

#### Short design ferrules fit:

- The original nuts that ship with Agilent® GCs

#### Long design ferrules fit:

- MSD source nuts for Agilent GCs
- The original nuts that ship with PerkinElmer® GCs
- The original nuts that ship with Varian® GCs

#### General purpose ferrules fit:

- Supelco® Ferrule Nut Adapters for Agilent® GCs
- 1/16 inch compression nuts for PerkinElmer GCs



## 0.10–0.25 mm Column I.D., 0.4 mm Ferrule I.D.

Description	Pkg.	Cat. No.
Supeltek M-2A, Short Design	10 ea.	24803-U
	50 ea.	24807-U
Supeltek M-4, Short Design	10 ea.	24811-U
CapSeal Bullet, Short Design	10 ea.	23864
	50 ea.	23867
Supeltek M-2A, Long Design	10 ea.	24826-U
	50 ea.	28022-U
Supeltek M-4, Long Design	10 ea.	28025-U
	50 ea.	28028-U
CapSeal Bullet, Long Design	12 ea.	23488
	48 ea.	23493
Supeltek M-2A, General Purpose	10 ea.	503258
	50 ea.	22474
Supeltek M-4, General Purpose	10 ea.	22498
	50 ea.	22480-U
CapSeal Bullet, General Purpose	12 ea.	23480-U
	48 ea.	23485

## Column Nuts



Improper nut/ferrule combinations create dead volume (empty space between the ferrule and the injection port that is not swept by carrier gas). This may result in poor chromatography, as evidenced by fronting peaks and band broadening. Ensure that your chromatography is the best by always using the proper nut/ferrule combination. For assistance in determining the correct nut/ferrule combination, contact Technical Service at 800-325-5832 or email [techserv@sial.com](mailto:techserv@sial.com).

Description	Ferrules Used	Pkg.	Cat. No.
Agilent nut	Short design	2 ea.	24833-U
Supelco ferrule nut adapter	General purpose	2 ea.	22470-U
Agilent MSD source nut	Long design	5 ea.	28034-U
PerkinElmer nut	Long design	5 ea.	28034-U
1/16 inch compression nut	General purpose	10 ea.	22021
Varian nut	Long design	1 ea.	28033-U

# Guard Columns and Connectors

## Fused Silica Guard Columns



For use as guard columns to protect analytical columns from damaging sample components. Match the deactivation of the tubing with the polarity of the injection solvent.

Deactivation	Injection Solvents	Max. Temp.
Non-Polar	Alkanes Carbon disulfide Ethers	360 °C
Intermediate Polarity	Acetone Methylene chloride Toluene	360 °C
Polar	Acetonitrile Methanol Water	260 °C

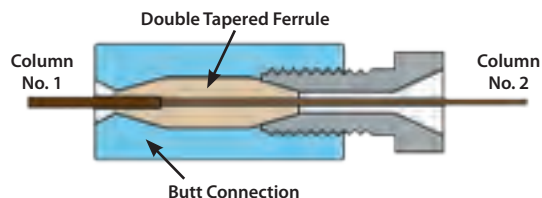
Length (m)	I.D. (mm)	Cat. No.
<b>Non-Polar Deactivation</b>		
3	0.25	<a href="#">25722</a>
5	0.25	<a href="#">25742</a>
3	0.32	<a href="#">25723</a>
5	0.32	<a href="#">25743</a>
<b>Intermediate Polarity Deactivation</b>		
3	0.25	<a href="#">25727</a>
5	0.25	<a href="#">25747</a>
3	0.32	<a href="#">25728</a>
5	0.32	<a href="#">25748-U</a>
<b>Polar Deactivation</b>		
5	0.32	<a href="#">25752-U</a>

## Fused Silica Tubing Inner/Outer Diameters

Tubing I.D.	Tubing I.D. Range	Tubing O.D. Range
0.10 mm <sup>1</sup>	0.094 – 0.106 mm	0.348 – 0.370 mm
0.10 mm <sup>2</sup>	0.094 – 0.106 mm	0.285 – 0.315 mm
0.20 mm	0.194 – 0.206 mm	0.345 – 0.375 mm
0.25 mm	0.244 – 0.256 mm	0.345 – 0.375 mm
0.32 mm	0.312 – 0.328 mm	0.425 – 0.455 mm
0.53 mm	0.523 – 0.551 mm	0.650 – 0.690 mm
0.75 mm	0.742 – 0.758 mm	0.875 – 0.925 mm

1. Columns with non-polar or intermediate polarity stationary phases.  
2. Columns with polar stationary phases.

## Capillary Column Butt Connector



This device consists of a double-tapered ferrule and a stainless steel compression housing with a threaded cap. Small and light (2.3 cm x 0.6 cm, 4.4 g with ferrule), it provides a gas tight seal with zero dead volume. This unit maintains inertness with no change in column efficiency.

Description	Cat. No.
Capillary Column Butt Connector, body only	<a href="#">23804</a>
<b>Supeltex M-2B Ferrules, pack of 2, Max. Temp. 350 °C</b>	
To connect 0.20/0.25 mm I.D. to 0.20/0.25 mm I.D.	<a href="#">22453</a>
To connect 0.32 mm I.D. to 0.32 mm I.D.	<a href="#">22454</a>
To connect 0.53 mm I.D. to 0.53 mm I.D.	<a href="#">22591</a>
To connect 0.20/0.25 mm I.D. to 0.53 mm I.D.	<a href="#">22455-U</a>
To connect 0.32 mm I.D. to 0.53 mm I.D.	<a href="#">22586</a>

## GlasSeal™ Capillary Column Connectors



Use a GlasSeal connector to attach a guard column to an analytical column or to repair a column which has broken.

Use a GlasSeal "Y" connector to split a sample to two columns for confirmatory analysis or to split the output of one column to two detectors. Silanized for an inert inside surface, these can be used with our 0.10–0.53 mm I.D. tubing. To make this an extremely durable connection, use a small drop of polyimide sealing resin (cure at 200 °C, maximum temperature 350 °C).

Description	Pkg.	Cat. No.
Borosilicate Glass Connector	12 ea.	<a href="#">20479</a>
Fused Silica Connector	5 ea.	<a href="#">23627</a>
Fused Silica Connector	25 ea.	<a href="#">23628</a>
Borosilicate Glass "Y" Connector	1 ea.	<a href="#">20480</a>
Fused Silica "Y" Connector	1 ea.	<a href="#">23631</a>
Fused Silica "Y" Connector	3 ea.	<a href="#">23632</a>
Polyimide Sealing Resin	5 ea.	<a href="#">23817</a>

# Flowmeters

Gas chromatographers must routinely measure gas flows (when setting up an instrument, developing a method, or trouble-shooting). Even though many GCs have electronic pressure control (EPC) for setting flow rates, a flowmeter is still an essential tool to have to verify EPC readings when troubleshooting. Additionally, older GCs do not have EPC, requiring that flows be set manually. There are a variety of flow measuring devices available for this, falling into one of two categories, volumetric (bubble) flowmeters and mass flowmeters.

## Optiflow Bubble Flowmeters



These volumetric (bubble) flowmeters are reliable, accurate and easy to use.

- Automates the 'positive displacement' technique, which works independent of the type, mass, or mixture of gas being measured
- Combines the simplicity and versatility of a bubble meter with the speed and accuracy of a microprocessor
- Optical sensors respond accurately to the passage of a bubble
- Features an easy to read, accurate digital display, eliminating the need for tedious bubble watching, timing and flow rate/time conversions
- Requires a 9 volt battery for operation

Description	Flow Range	Cat. No.
Model 520	0.5–500 mL/min.	28679-U

# Hand Tools

We offer a variety of hand tools that are specifically designed to assist the chromatographer in the installation and maintenance associated with gas chromatography.

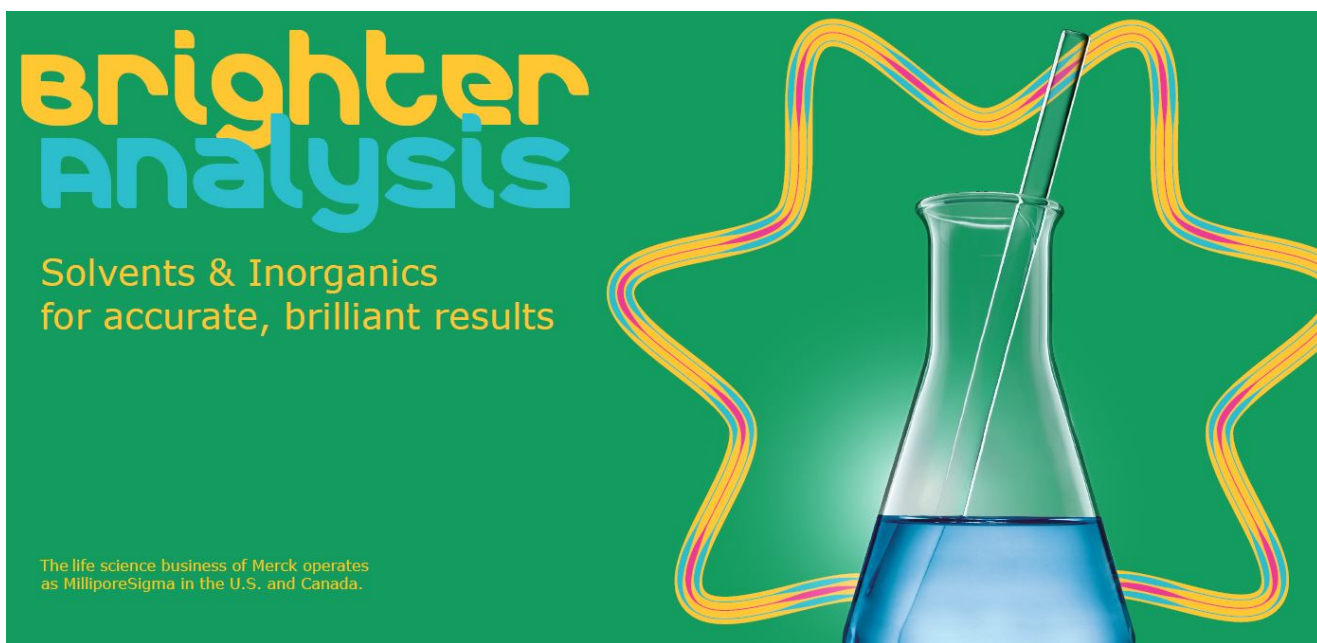


Description	Cat. No.
Capillary Starter Kit	23639
Hook Septum Puller	20352
Screw Septum Puller	20353
Stainless Steel Forceps	22435-U
Pin Vise Drill Kit	23820-U
Capillary Cleaving Tool, retractable blade	23814
Coddington Magnifier, 20X	23139
Lenscope Illuminated Magnifier, 10X	23135
Mirror with Rotating Head	22434
Solvent Rinse Kit	23626
Split Vent Trap Kit	22536



To see our GC Solvent offer, please visit us at

[sigma-aldrich.com/GC-ECD-FID-MS-solvents](http://sigma-aldrich.com/GC-ECD-FID-MS-solvents)  
[sigma-aldrich.com/GC-HS-solvents](http://sigma-aldrich.com/GC-HS-solvents)

The graphic features a green background. On the left, the text 'Brighter Analysis' is written in a large, stylized font, with 'Brighter' in yellow and 'Analysis' in blue. Below this, the text 'Solvents & Inorganics for accurate, brilliant results' is written in a smaller, yellow font. In the bottom left corner, there is a small white text box containing the text: 'The life science business of Merck operates as MilliporeSigma in the U.S. and Canada.' On the right side of the graphic, there is a clear glass Erlenmeyer flask containing a blue liquid. A glass pipette is inserted into the flask. Behind the flask, there are several wavy, multi-colored lines (yellow, orange, red, pink, blue) that resemble a chromatogram or a gas chromatography trace, extending across the background.

**Brighter  
Analysis**

Solvents & Inorganics  
for accurate, brilliant results

The life science business of Merck operates  
as MilliporeSigma in the U.S. and Canada.

To learn more about our complete analytical reagent & solvent offer visit us at

[sigma-aldrich.com/brighter](http://sigma-aldrich.com/brighter)

# GC Autosampler Syringes

The syringe is the interface between the sample and the chromatograph. Rapid and precise injection requires a tight fit of the syringe in the autosampler. Supelco carries two brands of top-quality autosampler syringes, Hamilton® and SGE.



- 23s gauge needles – for standard injections
- 26s gauge needles – for on-column and split/splitless injection
- 23s–26s dual gauge needles perform all applications without the need to change syringes
- Available with fixed needle or removable needle

## Agilent® (7673, 7683 and 6850)

Manufacturer Model Number	Volume	Needle Length (in./mm)	Gauge	O.D. (mm)	Point Style	Manufacturer Part No.	Pkg. Size	Cat. No.
<b>Hamilton</b>								
<b>Modified Microliter Syringes – Removable Needle</b>								
7000.5ASRN	0.5 µL	1.71/43	23s	0.64	Cone	86276	1	<a href="#">26214</a>
7000.5ASRN	0.5 µL	1.71/43	26s	0.47	Cone	86274	1	<a href="#">26215</a>
7001ASRN	1 µL	1.71/43	23s	0.64	Cone	80176	1	<a href="#">26216</a>
7001ASRN	1 µL	1.71/43	26s	0.47	Cone	80175	1	<a href="#">26217</a>
<b>Microliter Syringes – Fixed Needle</b>								
75ASN	5 µL	1.71/43	23s	0.64	Cone	87987	1	<a href="#">21311</a>
75ASN	5 µL	1.71/43	23s–26s	0.64–0.47	Cone	87993	1	<a href="#">24570-U</a>
75ASN	5 µL 6/pk	1.71/43	23s	0.64	Cone	87990	6	<a href="#">21315</a>
75ASN	5 µL 6/pk	1.71/43	26s	0.47	Cone	87989	6	<a href="#">21314</a>
75ASN	5 µL 6/pk	1.71/43	23s–26s	0.64–0.47	Cone	87994	6	<a href="#">24571</a>
75ASN	5 µL	1.71/43	23s	0.64	Bevel	87991	1	<a href="#">26714</a>
75ASN	5 µL	1.71/43	26s	0.47	Bevel	87992	1	<a href="#">26721</a>
701ASN	10 µL	1.71/43	23s	0.64	Cone	80387	1	<a href="#">21313</a>
701ASN	10 µL	1.71/43	26s	0.47	Cone	80388	1	<a href="#">21312</a>
701ASN	10 µL	1.71/43	23s–26s	0.64–0.47	Cone	80393	1	<a href="#">24573</a>
701ASN	10 µL 6/pk	1.71/43	23s	0.64	Cone	80390	6	<a href="#">21317</a>
701ASN	10 µL 6/pk	1.71/43	26s	0.47	Cone	80389	6	<a href="#">21316</a>
701ASN	10 µL 6/pk	1.71/43	23s–26s	0.64–0.47	Cone	80391	6	<a href="#">24574</a>
701ASN	10 µL	1.71/43	23s	0.64	Bevel	80398	1	<a href="#">26715</a>
701ASN	10 µL	1.71/43	26s	0.47	Bevel	80399	1	<a href="#">26722</a>
<b>Microliter Syringes – Removable Needle</b>								
75ASRN	5 µL	1.71/43	23s	0.64	Cone	87957	1	<a href="#">21321</a>
701ASRN	10 µL	1.71/43	23s	0.64	Cone	80357	1	<a href="#">21323-U</a>
701ASRN	10 µL	1.71/43	26s	0.47	Cone	80358	1	<a href="#">21322-U</a>
701ASRN	10 µL	1.71/43	23s–26s	0.64–0.47	Cone	80359	1	<a href="#">24575</a>
<b>Gastight Syringes – Fixed Needle</b>								
175	5 µL	1.71/43	23s	0.64	Cone	80074	1	<a href="#">26716</a>
175	5 µL 6/pk	1.71/43	23s	0.64	Cone	80090	6	<a href="#">26700-U</a>
175	5 µL 6/pk	1.71/43	23s–26s	0.64–0.47	Cone	80092	6	<a href="#">24577</a>
1701	10 µL	1.71/43	23s	0.64	Cone	80080	1	<a href="#">26719</a>
1701	10 µL	1.71/43	23s–26s	0.64–0.47	Cone	80079	1	<a href="#">24579</a>

Manufacturer Model Number	Volume	Needle Length (in./mm)	Gauge	O.D. (mm)	Point Style	Manufacturer Part No.	Pkg. Size	Cat. No.
<b>Gastight Syringes – Fixed Needle</b>								
1701	10 µL 6/pk	1.71/43	23s	0.64	Cone	80094	6	<a href="#">26701</a>
1701	10 µL 6/pk	1.71/43	23s–26s	0.64–0.47	Cone	80096	6	<a href="#">24580</a>
<b>Gastight Syringes – Removable Needle</b>								
1701	10 µL	1.71/43	23s	0.64	Cone	80087	1	<a href="#">21325-U</a>
1701	10 µL	1.71/43	26s	0.47	Cone	80088	1	<a href="#">21324</a>
1701	10 µL	1.71/43	23s–26s	0.64–0.47	Cone	80089	1	<a href="#">24581</a>
<b>SGE</b>								
<b>Fixed Needle</b>								
SK-5F-HP-0.47	5 µL	1.65/42	26	0.47	Cone	001804	6	<a href="#">21910</a>
5F-HP-0.63	5 µL	1.65/42	23	0.63	Cone	001810	1	<a href="#">21542</a>
SK-5F-HP-0.63	5 µL	1.65/42	23	0.63	Cone	001814	6	<a href="#">21911</a>
10F-HP-0.47	10 µL	1.65/42	26	0.47	Cone	002800	1	<a href="#">21541</a>
SK-10F-HP-0.47	10 µL	1.65/42	26	0.47	Cone	002804	6	<a href="#">21912</a>
10F-HP-0.63	10 µL	1.65/42	23	0.63	Cone	002810	1	<a href="#">21543</a>
SK-10F-HP-0.63	10 µL	1.65/42	23	0.63	Cone	002814	6	<a href="#">21544</a>
<b>Fixed Needle – Dual Gauge</b>								
5F-HP-0.63/0.47	5 µL	1.65/42	23–26	0.63/0.47	Cone	001822	6	<a href="#">26887-U</a>
10F-HP-0.63/0.47	10 µL	1.65/42	23–26	0.63/0.47	Cone	002821	1	<a href="#">29616-U</a>
10F-HP-0.63/0.47	10 µL	1.65/42	23–26	0.63/0.47	Cone	002822	6	<a href="#">26889-U</a>
<b>Removable Needle</b>								
0.5BR-HP-0.63	0.5 µL	1.65/42	23	0.63	Cone	000410	1	<a href="#">24403</a>
5R-HP-0.47	5 µL	1.65/42	26	0.47	Cone	001805	1	<a href="#">23963</a>
5R-HP-0.63	5 µL	1.65/42	23	0.63	Cone	001815	1	<a href="#">23962</a>
10R-HP-0.47	10 µL	1.65/42	26	0.47	Cone	002805	1	<a href="#">24417</a>
10R-HP-0.63	10 µL	1.65/42	23	0.63	Cone	002815	1	<a href="#">24416</a>
25R-HP-0.63	25 µL	1.65/42	23	0.63	Cone	003865	1	<a href="#">509701</a>
<b>Gas Tight – Fixed Needle, Dual Gauge</b>								
10F-HP-GT-0.63/0.47	10 µL	1.65/42	23–26	0.63/0.47	Cone	002826	1	<a href="#">26890-U</a>
SK-10F-HP-GT-0.63/0.47	10 µL	1.65/42	23–26	0.63/0.47	Cone	002827	6	<a href="#">26891-U</a>
25F-HP-GT-0.63/0.47	25 µL	1.65/42	23–26	0.63/0.47	Cone	003668	1	<a href="#">26892-U</a>
50F-HP-GT-0.63/0.47	50 µL	1.65/42	23–26	0.63/0.47	Cone	004668	1	<a href="#">26893-U</a>
100F-HP-GT-0.63/0.47	100 µL	1.65/42	23–26	0.63/0.47	Cone	005668	1	<a href="#">26894-U</a>

**CTC (A200S)**

Manufacturer Model Number	Volume	Needle Length (in./mm)	Gauge	O.D. (mm)	Point Style	Manufacturer Part No.	Pkg. Size	Cat. No.
<b>Hamilton</b>								
<b>Gastight Syringes – Fixed Needle</b>								
1701N	10 µL	2/51	22s	0.72	Blunt	203560	1	<a href="#">29612-U</a>
1702N	25 µL	2/51	22s	0.72	Blunt	203563	1	<a href="#">29613-U</a>
1710N	100 µL	2/51	22s	0.72	Blunt	203566	1	<a href="#">29614-U</a>

## Maximize Performance!

### CTC (GC PAL Autosamplers)

Manufacturer Model Number	Volume	Needle Length (in./mm)	Gauge	O.D. (mm)	Point Style	Manufacturer Part No.	Pkg. Size	Cat. No.
Hamilton®								
Microliter Syringes – Fixed Needle								
7701.2N	1.2 µL	2/51	26P	—	Cone	203185	1	<a href="#">28617-U</a>
75N	5 µL	2/51	26s	0.47	Cone	203189	1	<a href="#">28613-U</a>
701N	10 µL	2/51	26s	0.47	Bevel	203072	1	<a href="#">28614-U</a>
701N	10 µL	2/51	26s	0.47	Cone	203205	1	<a href="#">28615-U</a>
701N	10 µL	2/51	23s	0.64	Bevel	203363	1	<a href="#">29606-U</a>
701N	10 µL	2/51	23s	0.64	Cone	203361	1	<a href="#">29603-U</a>
Gastight Syringes – Fixed Needle								
1702N	25 µL	2/51	26s	0.47	Cone	203043	1	<a href="#">28649-U</a>
1702N Slim	25 µL	2/51	26s	0.47	Cone	203074	1	<a href="#">29608-U</a>
1710N	100 µL	2/51	26s	0.47	Cone	203076	1	<a href="#">28651-U</a>
1725N	250 µL	2/51	26s	0.47	Cone	203078	1	<a href="#">28652-U</a>
1750N	500 µL	2/51	26s	0.47	Cone	203080	1	<a href="#">28653-U</a>

### PerkinElmer® (GC Autosystem™ and Clarus® 500)

Manufacturer Model Number	Volume	Needle Length (in./mm)	Gauge	O.D. (mm)	Point Style	Manufacturer Part No.	Pkg. Size	Cat. No.
Hamilton								
Microliter Syringes – Fixed Needle								
75ASN/PE	5 µL	2.75/70	26s	0.47	Blunt	88040	1	<a href="#">24522</a>
75ASN/PE	5 µL	2.75/70	23s	0.64	Blunt	88035	1	<a href="#">24523</a>
SGE								
Fixed Needle								
5F-PE-0.47	5 µL	2.75/70	26	0.47	Cone	001953	1	<a href="#">509736</a>
5F-PE-0.63	5 µL	2.75/70	23	0.63	Cone	001954	1	<a href="#">509744</a>
Removable Needle (Plunger-in-needle)								
0.5BR-PE-0.47	0.5 µL	2.75/70	26	0.47	Cone	000475	1	<a href="#">24406</a>
0.5BR-PE-0.63	0.5 µL	2.75/70	23	0.63	Cone	000478	1	<a href="#">24407</a>
Gas Tight Syringes – Fixed Needle								
5F-PE-GT-0.47	5 µL	2.75/70	26	0.47	Cone	001955	1	<a href="#">21930-U</a>
5F-PE-GT-0.63	5 µL	2.75/70	23	0.63	Cone	001957	1	<a href="#">21929-U</a>

### Shimadzu® (AOC9 Autosampler)

Manufacturer Model Number	Volume	Needle Length (in./mm)	Gauge	O.D. (mm)	Point Style	Manufacturer Part No.	Pkg. Size	Cat. No.
Hamilton								
Microliter Syringe – Removable Needle								
701	10 µL	2/51	26s	0.47	Bevel	80330	1	<a href="#">20697</a>
SGE								
Fixed Needle – Flexible Plunger								
10FX	10 µL	1.97/50	26	0.47	Bevel	002130	6	<a href="#">23966</a>

## Shimadzu (AOC9 Autosampler and AOC 14, AOC 17 and AOC 20 GC Autosamplers)

Manufacturer Model Number	Volume	Needle Length (in./mm)	Gauge	O.D. (mm)	Point Style	Manufacturer Part No.	Pkg. Size	Cat. No.
<b>SGE</b>								
<b>Removable Needle – Flexible Plunger</b>								
10RX	10 µL	1.97/50	26	0.47	Bevel	002180	6	<a href="#">23967</a>
<b>Removable Needle</b>								
0.5BR-S(9)-0.63	10 µL	1.97/50	26	0.47	Cone	002885	1	<a href="#">509760</a>
<b>Fixed Needle</b>								
10F-S-0.47	5 µL	1.65/42	26	0.47	Cone	001987	1	<a href="#">29619-U</a>
10F-S-0.63	5 µL	1.65/42	23	0.63	Cone	001988	1	<a href="#">29618-U</a>
<b>Removable Needle</b>								
10R-S-0.47	10 µL	1.65/42	26	0.47	Cone	002897	1	<a href="#">24418</a>
10R-S-0.63	10 µL	1.65/42	23	0.63	Cone	002898	1	<a href="#">24419</a>
<b>Gas Tight – Removable Needle</b>								
10R-S-GT-0.63	10 µL	1.65/42	23	0.63	Cone	002902	1	<a href="#">29621-U</a>

## Thermo® Finnigan Autosamplers

Manufacturer Model Number	Volume	Needle Length (in./mm)	Gauge	O.D. (mm)	Point Style	Manufacturer Part No.	Pkg. Size	Cat. No.
<b>Hamilton</b>								
<b>Microliter Syringes – Fixed Needle</b>								
701	10 µL	2/51	26s	0.47	Bevel	80300	1	<a href="#">20734</a>
701	10 µL	2/51	26s	0.47	Bevel	80366	6	<a href="#">20779</a>
701	10 µL	2/51	26s	0.47	Cone tip, Side-port	80339	1	<a href="#">24532</a>
<b>Microliter Syringes – Removable Needle</b>								
701	10 µL	2/51	26s	0.47	Bevel	80338	1	<a href="#">21357</a>

## Varian® Autosamplers

Manufacturer Model Number	Volume	Needle Length (in./mm)	Gauge	O.D. (mm)	Point Style	Manufacturer Part No.	Pkg. Size	Cat. No.
<b>SGE</b>								
<b>Varian 8035, 8100 and 8200 GC Autosamplers – Fixed Needle</b>								
10F-VA8X-11	10 µL	1.97/50	26	0.47	Bevel	002950	1	<a href="#">29617-U</a>
<b>Varian 8035, 8100 and 8200 GC Autosamplers – Removable Needle</b>								
10R-VA8X-11	10 µL	2.09/53	25	0.5	Cone tip, Side-port	002924	1	<a href="#">24421</a>
<b>SGE Replacement Needles and Plungers for Varian Syringes</b>								
for Varian 8035	—	.09/53	25	0.5	Bevel	037776	2	<a href="#">24444</a>
for Varian 8100	—	2.09/53	25	0.5	Cone tip, Side-port	037777	1	<a href="#">24445</a>
Replacement plunger for Varian 10 µL syringes	—	—	—	—	—	031218	1	<a href="#">21924</a>

Maximize Performance!

# GC Autosampler Vials

A critical component to a successful chromatography analysis is the autosampler vial. Supelco offers autosampler vials in several configurations to assist in maintaining sample integrity.

- Available with crimp seals or screw caps
- Available in clear or amber glass (amber glass protects sensitive samples from exposure to UV light)
- Silanized glass available in some configurations (silanization prevents adsorption on glass surfaces)



## Crimp Top Vials

Description	Pkg. Size	Cat. No.	Pkg. Size	Cat. No.
<b>12 x 32 mm, 6.0 mm Opening</b>				
<b>Vials</b>				
2.0 mL, Clear glass, 6.0 mm opening, crimp top	100	<a href="#">SU860055</a>	1000	<a href="#">854964</a>
2.0 mL, Amber glass, 6.0 mm opening, crimp top	100	<a href="#">27064</a>	1000	<a href="#">854981</a>
2.0 mL, Clear glass, 6.0 mm opening, crimp top, with marking spot	100	<a href="#">27062-U</a>	1000	<a href="#">27063</a>
2.0 mL, Clear glass, 6.0 mm opening, crimp top, silanized	100	<a href="#">27060-U</a>	1000	<a href="#">27061</a>
2.0 mL, Amber glass, 6.0 mm opening, crimp top, silanized	100	<a href="#">27225-U</a>	1000	<a href="#">27216</a>
2.0 mL, Amber glass, 6.0 mm opening, crimp top, with marking spot	100	<a href="#">854998</a>	—	—
1.5 mL, Maximum recovery vials, clear glass	100	<a href="#">29298-U</a>	—	—
1.1 mL, Clear glass, conical bottom (requires support 27335)	100	<a href="#">27310</a>	1000	<a href="#">27311</a>
0.1 mL, Limited volume vials, clear glass	100	<a href="#">24714</a>	—	—
<b>Inserts for 6.0 mm vials</b>				
0.1 mL Glass insert with bottom spring, 6 x 28 mm	100	<a href="#">SU860066</a>	1000	<a href="#">854110</a>
0.1 mL Glass insert, conical, 6 x 31 mm	100	<a href="#">SU860067</a>	1000	<a href="#">854988</a>
0.25 mL Glass insert, conical, 6 x 31 mm	100	<a href="#">24717</a>	1000	<a href="#">24718</a>
0.35 mL Glass insert, shell style, 6 x 31 mm	100	<a href="#">24715</a>	1000	<a href="#">24716</a>
<b>11 mm Crimp caps</b>				
Aluminum, silver, 5.5 mm opening, TEF/natural rubber, 1.0 mm thick	100	<a href="#">854140</a>	1000	<a href="#">854980-U</a>
Aluminum, green, 5.5 mm opening, TEF/natural rubber, 1.0 mm thick	—	—	1000	<a href="#">854142</a>
Aluminum, red, 5.5 mm opening, TEF/natural rubber, 1.0 mm thick	—	—	1000	<a href="#">854144</a>
Aluminum, gold, 5.5 mm opening, TEF/natural rubber, 1.0 mm thick	100	<a href="#">854188</a>	—	—
Aluminum, silver, 5.5 mm opening, PTFE/white silicone, 1.3 mm thick	100	<a href="#">SU860094</a>	1000	<a href="#">SU860016</a>
Aluminum, clear, 5.5 mm opening, red PTFE/white silicone/red PTFE, 1.0 mm thick	100	<a href="#">SU860080</a>	—	—
<b>Convenience kits</b>				
2.0 mL Clear vials, with PTFE/red rubber cap, unassembled	100	<a href="#">27239</a>	1000	<a href="#">27240-U</a>
2.0 mL Amber vials, with PTFE/red rubber cap, unassembled	100	<a href="#">27241</a>	1000	<a href="#">27242-U</a>

## Snap Ring Vials

Description	Pkg. Size	Cat. No.	Pkg. Size	Cat. No.
<b>12 x 32 mm, 6.0 mm Opening</b>				
<b>Vials</b>				
2.0 mL Clear glass, 6.0 mm opening	100	<a href="#">29417-U</a>	1000	<a href="#">854974</a>
2.0 mL Amber glass, 6.0 mm opening	100	<a href="#">29419-U</a>	1000	<a href="#">854993</a>
2.0 mL Clear glass, 6.0 mm opening, with marking spot	100	<a href="#">29418-U</a>	—	—
2.0 mL Amber glass, 6.0 mm opening, with marking spot	100	<a href="#">29420-U</a>	—	—

Description	Pkg. Size	Cat. No.	Pkg. Size	Cat. No.
<b>Inserts for 6.0 mm vials</b>				
0.1 mL Glass insert with bottom spring, 6 x 28 mm	100	<a href="#">SU860066</a>	1000	<a href="#">854110</a>
0.1 mL Glass insert, conical, 6 x 31 mm	100	<a href="#">SU860067</a>	1000	<a href="#">854988</a>
0.25 mL Glass insert, conical, 6 x 31 mm	100	<a href="#">24717</a>	1000	<a href="#">24718</a>
0.35 mL Glass insert, shell style, 6 x 31 mm	100	<a href="#">24715</a>	1000	<a href="#">24716</a>
<b>Snap ring caps</b>				
Polyethylene snap caps, 6 mm opening, TEF/natural rubber liner, 1.0 mm thick	100	<a href="#">SU860090</a>	—	—
Polyethylene snap caps, 6 mm opening, PTFE/silicone liner, 1.3 mm thick	100	<a href="#">SU860093</a>	—	—
Polypropylene snap caps with PTFE liner, 0.3 mm thick	100	<a href="#">24754</a>	—	—
Polypropylene snap caps with PTFE/silicone with slit, 1.0 mm thick	100	<a href="#">27426</a>	—	—
Polypropylene snap caps with PTFE/silicone with starburst, 1.0 mm thick	100	<a href="#">27427</a>	—	—
Polypropylene snap caps with PTFE/silicone/PTFE with starburst, 1.0 mm thick	100	<a href="#">27428</a>	—	—
Polypropylene snap caps with PTFE/silicone/PTFE, 1.0 mm thick	100	<a href="#">24760-U</a>	—	—

## Screw Cap Vials

Description	Pkg. Size	Cat. No.	Pkg. Size	Cat. No.
<b>12 x 32 mm, 4.6 mm Opening, 8/425 Thread</b>				
<b>Vials</b>				
2.0 mL, Amber glass, 4.6 mm opening	100	<a href="#">SU860083</a>	1000	<a href="#">854983</a>
2.0 mL, Clear glass, 4.6 mm opening, with marking spot	100	<a href="#">854171</a>	—	—
2.0 mL, Amber glass, 4.6 mm opening, with marking spot	100	<a href="#">854172</a>	1000	<a href="#">27085-U</a>
1.1 mL, Clear glass, tapered bottom, Chromacol (requires sleeve 27335)	100	<a href="#">27317</a>	1000	<a href="#">27318</a>
<b>Inserts for 4.6 mm vials</b>				
0.1 mL Glass insert with bottom spring, 5 x 29 mm	100	<a href="#">24707</a>	—	—
0.35 mL Glass insert, shell style, 5 x 31 mm	100	<a href="#">24701</a>	1000	<a href="#">24702</a>
<b>Caps with septa</b>				
Polypropylene cap, black, 5.5 mm centre hole, TEF/natural rubber, 1.3 mm thick	100	<a href="#">SU860091</a>	1000	<a href="#">854984</a>
Polypropylene cap, black, 5.5 mm centre hole, red PTFE/white silicone, 1.3 mm thick	100	<a href="#">SU860076</a>	—	—
Polypropylene cap, black, 5.5 mm centre hole, red PTFE/cream silicone, 1.3 mm thick	—	—	1000	<a href="#">854985</a>
<b>Caps without septa</b>				
Phenolic cap, black, open top	100	<a href="#">27094-U</a>	—	—
Polypropylene cap, black, open top	100	<a href="#">27052</a>	1000	<a href="#">24764</a>
Phenolic cap, solid caps with PTFE liner	100	<a href="#">27091-U</a>	—	—
Phenolic cap, solid cap with aluminum liner	100	<a href="#">27092-U</a>	—	—
<b>Septa</b>				
Septa, red PTFE/silicone/red PTFE, 1.0 mm thick	100	<a href="#">27096-U</a>	1000	<a href="#">23182-U</a>
Septa, beige PTFE/silicone, 1.5 mm thick	100	<a href="#">27095-U</a>	1000	<a href="#">33213</a>
Septa, red PTFE/white silicone, 1.5 mm thick	100	<a href="#">27097-U</a>	1000	<a href="#">23243</a>
Septa, PTFE/silicone with slit, 1.0 mm thick	100	<a href="#">27098-U</a>	1000	<a href="#">24881</a>
Septa, black viton, 0.75 mm thick	100	<a href="#">27350-U</a>	—	—
Septa, PTFE/red rubber, 1.3 mm thick	100	<a href="#">27132</a>	—	—
Liner, white PTFE, 0.25 mm thick (for use with solid top cap)	100	<a href="#">27133</a>	—	—

## Maximize Performance!

### Screw Cap Vials (continued)

Description	Pkg. Size	Cat. No.	Pkg. Size	Cat. No.
<b>12 x 32 mm, 6.0 mm Opening, 9 mm Thread</b>				
<b>Vials</b>				
2.0 mL, Clear glass, 6.0 mm opening, with marking spot	100	854165	—	—
2.0 mL, Amber glass, 6.0 mm opening, with marking spot	100	SU860033	—	—
Inserts for 6.0 mm vials				
0.1 mL, Glass insert with bottom spring, 6 x 28 mm	100	SU860066	1000	854110
0.1 mL, Glass insert, conical, 6 x 31 mm	100	SU860067	1000	854988
0.25 mL, Glass insert, conical, 6 x 31 mm	100	24717	1000	24718
0.35 mL, Glass insert, shell style, 6 x 31 mm	100	24715	1000	24716
<b>Caps</b>				
Blue polypropylene cap, 6.0 mm centre hole with TEF/natural rubber septa, 1.0 mm thick	100	854161	1000	—
Blue polypropylene cap, 6.0 mm centre hole with red PTFE/white silicone septa, 1.0 mm thick	100	SU860092	1000	SU860019
Blue polypropylene cap, 6.0 mm centre hole with red PTFE/white silicone/red PTFE septa, 1.0 mm thick	100	SU860079	1000	SU860020
<b>12 x 32 mm, 6.0 mm Opening, 10/425 Thread</b>				
<b>Vials</b>				
2.0 mL, Clear glass, 6.0 mm opening	100	27265	2000	27266
2.0 mL, Clear glass, 6.0 mm opening, with 0.25 mL glass insert	100	27418	—	—
2.0 mL, Amber glass, 6.0 mm opening	100	27267-U	1000	—
2.0 mL, Amber glass with step, 6.0 mm opening	100	27406	—	—
2.0 mL, Amber glass, 6.0 mm opening, with 0.25 mL glass insert	100	27419	—	—
1.0 mL, Polypropylene, 6.0 mm opening	100	27269	1000	27270-U
0.75 mL, Polypropylene, 6.0 mm opening	100	27411	—	—
0.5 mL, Polypropylene, 6.0 mm opening	100	27410	—	—
<b>Inserts for 6.0 mm vials</b>				
0.1 mL, Glass insert with bottom spring, 6 x 29 mm	100	24721	—	—
0.25 mL, Glass insert, conical, 6 x 31 mm	100	24717	1000	24718
0.35 mL, Glass insert, shell style, 6 x 31 mm	100	24715	1000	24716
<b>Caps for 6.0 mm opening vials</b>				
Polypropylene, black, open top	100	27271	1000	27272-U
Polypropylene, yellow, open top	100	27413	—	—
Polypropylene, white, open top	100	27414	—	—
Polypropylene, black, open top with PTFE/silicone septa, 1.5 mm thick	100	27273	—	—
<b>Septa for 6.0 mm opening vials</b>				
Septa, PTFE/silicone/PTFE, 1.0 mm thick	100	27275	1000	27276
Septa, red PTFE/silicone, 1.5 mm thick	100	27277	1000	27278
Septa, PTFE/silicone with slit, 1.0 mm thick	100	27279	1000	27280-U



## Vial Accessories



- Hand Crimper – secures vial closure with a consistent and dependable seal
- Decapper – for quick and easy removal of an aluminum seal
- Vial Rack – convenient storage of screw and crimp cap vials
- Glass Magnet – keeps individual vials in place to prevent them from being accidentally knocked over

Description	Pkg.	Cat. No.
Hand Crimper, for use with 11 mm crimp seals	1 ea.	<a href="#">33195</a>
Pliers-Type Decapper, for use with 11 mm crimp seals	1 ea.	<a href="#">33281</a>
Vial Rack, for 12 x 32 mm vials (holds 50 vials)	5 ea.	<a href="#">23207</a>
Glass Magnet, 4 inch diameter	2 ea.	<a href="#">57270</a>

## PID Lamps



The photoionization detector (PID) lamp is a valuable tool for chromatographers and others investigating the presence of volatile organic compounds (VOCs). In fact, the PID continues to be the preferred choice for detecting VOCs due to its fast response time and sensitivity.

- Can detect volatiles as low as 1 ppb
- Emits very stable, precise photon energy
- More selective alternative than the flame ionization detector (FID)

Description	Chamber Gas	Cat. No.
Model 108, 10.0/10.6 eV	Krypton	<a href="#">22626</a>
Model 108-BTEX, 10.0/10.6 eV	Krypton	<a href="#">23129-U</a>
Model 103C, 10.0/10.6 eV	Krypton	<a href="#">22631</a>
PID Window Cleaning Kit	—	<a href="#">22627</a>

## Wire Brush Detector Cleaning Kit

A collection of wire brushes specially tailored to clean FIDs and injection ports that accept 1/4 inch columns. The brass brushes prevent scratching and marring of expensive FID components.

### Kit includes:

- Two detector brushes
- One injector port tube brush
- Brass toothbrush (for cleaning jets)
- A piece of emery (for electrical contacts)

Description	Pkg.	Cat. No.
For use with HP 5700, 5830	1 ea.	<a href="#">22403</a>
For use with Varian® 3700, 1400 and 2700	1 ea.	<a href="#">22404</a>



Maximize Performance!

## Purifiers

Gas purification begins by determining the contaminants that need to be removed from the particular gas stream, levels to which the contaminants must be reduced, flow and pressure needs of the system and the desired frequency of purifier change-out. Multiple purifiers may be necessary to remove the desired levels of contaminants to adequately protect the column and detector. Purifiers for most applications are listed below. Other purifiers are available, and can be found in our catalog and on our website.

### OMI® (Oxygen Moisture Indicating) Polishing Purifier



- Polishing purifier that removes many contaminants that other upstream purifiers miss
- Simultaneously removes moisture, oxygen, carbon monoxide, carbon dioxide, most sulfur compounds, most halogen compounds, alcohols and phenols to less than 10 ppb
- Detects moisture and oxygen in hydrogen, helium, nitrogen, argon and argon/methane
- As little as 1 ppm of moisture or oxygen will change the indicating resin from black to brown
- The indicating resin is licensed exclusively to Supelco for use in chromatographic applications
- Inert glass body prevents diffusion of ambient room contaminants into the carrier gas stream
- See-through polycarbonate holder provides safety

### Supelcarb® HC Hydrocarbon Trap



- Removes organics from carrier gases, air and hydrogen
- Twice the trapping ability of activated charcoal

### Supelpure® HC Hydrocarbon Trap



- Activated charcoal purifier that adsorbs hydrocarbons and other contaminants from carrier gas, compressed air and hydrogen
- When the total hydrocarbons in the incoming gas average 100 ppm, operates efficiently for approximately six months

### High Capacity Gas Purifier



- Removes moisture, oxygen, carbon monoxide and carbon dioxide
- No other purifier removes both moisture and oxygen in such large quantities
- Removes up to 35 liters of moisture or 14 liters of oxygen
- Clamshell heating unit has been specifically designed to ensure maximum gas purity
- Purifier tube is heated inside an oven where moisture and oxygen react with the reactant material in the tube
- Irreversible chemical reaction prevents contaminants from returning to the gas stream even when the purifier tube reaches saturation

### Molecular Sieve 5A Water Vapor Trap




- Can reduce moisture in the gas stream to final concentrations less than 0.1 ppm
- Also preferred for use on in-house gas lines where moisture content could be high
- Offers greater working capacity than similar molecular sieves

## Supelpure-O Oxygen Trap



- Reduces oxygen to less than 0.5 ppm when the level in the incoming gas does not exceed 10 ppm
- Oxygen-removing catalyst coated on a molecular sieve, will also trap significant amounts of moisture
- 120 cc purifier removes up to 1.5 g of moisture
- 750 cc purifier removes up to 10.2 g of moisture

## Supelco® Helium Purifier



- Incorporates a highly effective, high capacity adsorbent material to remove hydrocarbons, moisture, oxygen, carbon monoxide and carbon dioxide from helium streams
- Ideal for any GC or GC-MS application where high purity helium is essential
- Output gas is 99.99999% pure
- Output purity: <100 ppb total of all contaminants, <30 ppb hydrocarbons (as methane), <20 ppb moisture, <2 ppb oxygen, <20 ppb carbon monoxide, <20 ppb carbon dioxide

## Carbon Dioxin Trap



- Selectively removes carbon dioxide from gas streams
- Contains sodium hydroxide nonfibrous silicate media
- Media changes color from greenish-brown to white as carbon dioxide is absorbed
- Media can absorb 20–30% of its weight in carbon dioxide before reaching saturation
- Media evolves water as carbon dioxide is absorbed (recommend to install a water vapor trap downstream)

## Economy Water Vapor Trap



- Economical choice for moisture removal for compressed air service to pneumatically-controlled devices
- Contains a mixture of Molecular Sieves 4A and 13X
- Purifier body is clear polycarbonate
- Not for use with carrier gases due to permeability of purifier body

## Recommended Purifier Options per Application

**Carrier gas:** need to remove hydrocarbons, moisture and oxygen

- Option 1: Supelpure HC, High Capacity Gas Purifier, OMI-2
- 2: Supelpure HC, Molecular Sieve 5A, Supelpure-O, OMI-2
- 3: Supelco Helium Purifier, OMI-2
- 4: Super Clean™ hydrocarbon, Super Clean moisture, Super Clean oxygen, OMI-2
- 5: Super Clean dual, Super Clean oxygen, OMI-2
- 6: Super Clean triple, OMI-2

**Compressed air (for FIDs):** need to remove hydrocarbons and moisture

- Option 1: Supelpure HC, Molecular Sieve 5A
- 2: Super Clean hydrocarbon, Super Clean moisture
- 3: Super Clean dual

**Hydrogen fuel gas (for FIDs):** need to remove hydrocarbons

- Option 1: Supelpure HC
- 2: Super Clean hydrocarbon

**Compress air (for pneumatic control):** need to remove moisture

- Option 1: Economy water vapor trap

## Maximize Performance!

### Purifiers

Description	Design	Indicating	Fittings	Cat. No.
<b>Polishing Purifiers (remove many contaminants that upstream purifiers miss)</b>				
OMI®-2 purifier tube	In-line <sup>1</sup>	Yes <sup>2</sup>	n/a	<a href="#">23906</a>
OMI-4 purifier tube	In-line <sup>1</sup>	Yes <sup>2</sup>	n/a	<a href="#">23909</a>
<b>Hydrocarbon-only Removing Purifiers</b>				
Supelcarb® HC hydrocarbon trap, 120 cc	In-line	No	1/8 inch	<a href="#">24448</a>
Supelcarb HC hydrocarbon trap, 120 cc	In-line	No	1/4 inch	<a href="#">24449</a>
Supelcarb HC hydrocarbon trap, 750 cc	In-line	No	1/4 inch	<a href="#">24564</a>
Supelcarb HC hydrocarbon trap, 750 cc	In-line	No	1/2 inch	<a href="#">24565</a>
Supelpure® HC hydrocarbon trap, 120 cc	In-line	No	1/8 inch	<a href="#">22445-U</a>
Supelpure HC hydrocarbon trap, 120 cc	In-line	No	1/4 inch	<a href="#">22446</a>
Supelpure HC hydrocarbon trap, 750 cc	In-line	No	1/4 inch	<a href="#">24518</a>
Supelpure HC hydrocarbon trap, 750 cc	In-line	No	1/2 inch	<a href="#">24519</a>
<b>High Capacity Moisture and Oxygen Removing Purifiers</b>				
High Capacity Gas Purifier, 110 V	In-line	No	1/8 inch	<a href="#">23800-U</a>
High Capacity Gas Purifier, 230 V	In-line	No	1/8 inch	<a href="#">23801</a>
High Capacity replacement purifier tube	In-line	No	1/8 inch	<a href="#">22396</a>
High Capacity Gas Purifier, 110 V	In-line	No	1/4 inch	<a href="#">23802</a>
High Capacity Gas Purifier, 230 V	In-line	No	1/4 inch	<a href="#">23803</a>
High Capacity replacement purifier tube	In-line	No	1/4 inch	<a href="#">22398</a>
<b>Moisture-only Removing Purifiers</b>				
Molecular Sieve 5A water vapor trap, 200 cc	In-line	No	1/8 inch	<a href="#">20619</a>
Molecular Sieve 5A water vapor trap, 200 cc	In-line	No	1/4 inch	<a href="#">20618</a>
Molecular Sieve 5A water vapor trap, 750 cc	In-line	No	1/4 inch	<a href="#">23991</a>
Molecular Sieve 5A water vapor trap, 750 cc	In-line	No	1/2 inch	<a href="#">23992</a>
Economy water vapor trap, 400 cc	In-line	Yes	1/8 inch	<a href="#">23987</a>
Economy water vapor trap, 400 cc	In-line	Yes	1/4 inch	<a href="#">23988</a>
<b>Oxygen-only Removing Purifiers</b>				
Supelpure-O oxygen trap, 120 cc	In-line	No	1/8 inch	<a href="#">22449</a>
Supelpure-O oxygen trap, 120 cc	In-line	No	1/4 inch	<a href="#">22450-U</a>
Supelpure-O oxygen trap, 750 cc	In-line	No	1/4 inch	<a href="#">503088</a>
Supelpure-O oxygen trap, 750 cc	In-line	No	1/2 inch	<a href="#">503096</a>
<b>Triple Purifiers (remove hydrocarbons, moisture and oxygen)</b>				
Supelco® Helium purifier	In-line	No	1/8 inch	<a href="#">27600-U</a>
Supelco Helium purifier	In-line	No	1/4 inch	<a href="#">27601-U</a>
Super Clean™ triple purifier	Base-plate <sup>3</sup>	Yes <sup>4</sup>	n/a	<a href="#">SU861026</a>
Super Clean triple purifier, helium specific	Base-plate <sup>3</sup>	Yes <sup>4</sup>	n/a	<a href="#">SU861027</a>
<b>Carbon Dioxide-only Removing Purifiers</b>				
Carbon dioxide trap, 100 cc	In-line	Yes	1/8 inch	<a href="#">503185</a>
Carbon dioxide trap, 100 cc	In-line	Yes	1/4 inch	<a href="#">503193</a>
Carbon dioxide trap, 250 cc	In-line	Yes	1/8 inch	<a href="#">503207</a>
Carbon dioxide trap, 250 cc	In-line	Yes	1/4 inch	<a href="#">503215</a>

1. Must be installed into a reusable holder prior to use

2. Indicating for moisture and oxygen

3. Must be installed into a reusable base-plate prior to use

4. Not indicating for hydrocarbons

## Purifier Accessories

Description	Cat. No.
<b>Mounting Clips</b>	
For 100 cc traps, 1 ea.	<a href="#">502936</a>
For 120 cc traps, 1 ea.	<a href="#">23993</a>
For 200 cc traps, 1 ea.	<a href="#">503231</a>
For 400 cc traps, 1 ea.	<a href="#">23990</a>
For 750 cc traps, 1 ea.	<a href="#">24983</a>

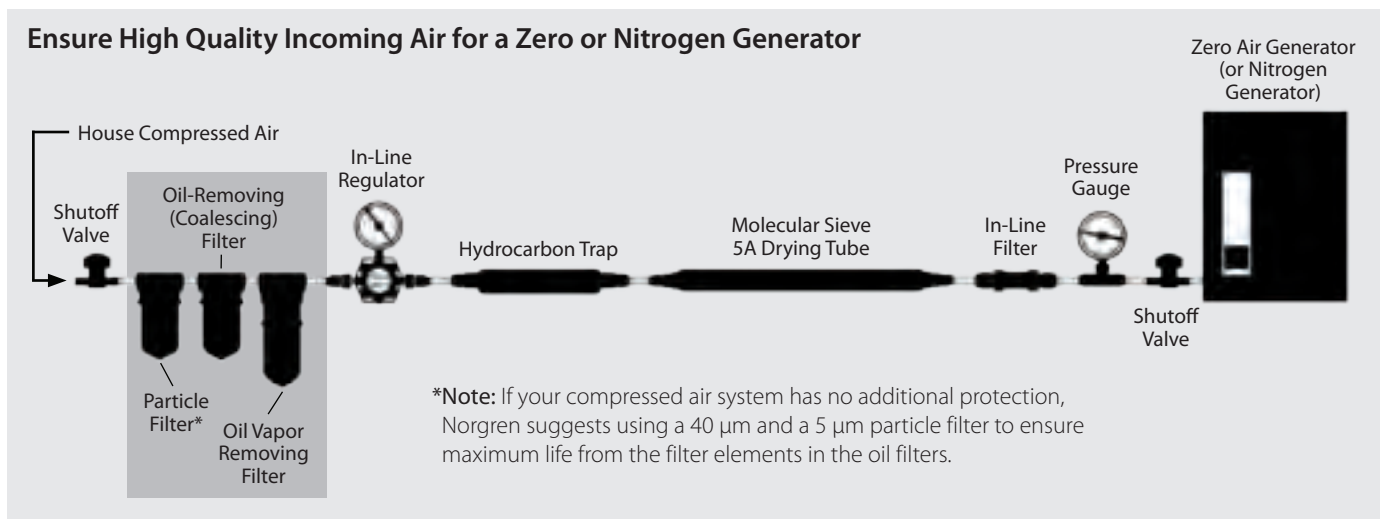
Description	Cat. No.
<b>OMI Holders</b>	
OMI-2 holder, 1/8 inch stainless steel fittings	<a href="#">23921</a>
OMI-4 holder, 1/8 inch stainless steel fittings	<a href="#">23926</a>
<b>Purifier Refills</b>	
Supelpure HC hydrocarbon trap refill, non-indicating, 400 cc	<a href="#">22451</a>
Molecular Sieve 5A water vapor trap refill, non-indicating, 220 g	<a href="#">20298</a>
Carbon dioxide trap refill, indicating, 500 cc	<a href="#">503223</a>
Economy water vapor trap refill, indicating, 475 cc	<a href="#">23989</a>

## Norgren® Particle and Oil Filters

Airborne dust can be drawn into the intake of an air compressor. These dust particles as well as any oils released from an air compressor can damage any downstream gas generator. Norgren filters are designed to remove solid and liquid particles in addition to oil aerosols. The oil-removing and oil vapor-removing filters must be protected with a particle filter upstream.

- Install between air compressors and gas generators
- Designed to be used together as a three- or four-filter system
- Elements are easily replaced

Description	Fittings	Cat. No.
Particle filter, 40 $\mu\text{m}$	1/4 inch female NPT	<a href="#">24990-U</a>
Particle filter, 5 $\mu\text{m}$	1/4 inch female NPT	<a href="#">24992</a>
Oil-removing filter	1/4 inch female NPT	<a href="#">24994</a>
Oil vapor-removing filter	3/8 inch female NPT	<a href="#">24996</a>



Maximize Performance!

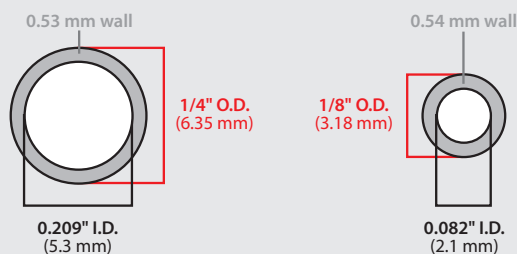
# Tubing, Cutters and Fittings



Many types of tubing are available to supply a variety of gases for gas chromatography systems. Supelco recommends using stainless steel for the most sensitive applications, such as high resolution MS detection (MS-MS, ion trap, or TOF). More economical copper tubing is recommended for all other GC and GC-MS plumbing needs. All of our tubing is specially cleaned to remove any residue. Other tubing choices are available and can be found in our catalog and on our website.

## Premium Grade 304 Stainless Steel Tubing

### Stainless Steel Tubing Dimensions



- Virtually impermeable to the diffusion of room air through the tubing walls
- Undergoes a proprietary cleaning procedure to remove all active sites and to ensure inertness
- Best choice for the most sensitive applications, such as high resolution MS detection (MS-MS, ion trap, or TOF)

## Cleaned Copper Tubing

- Most commonly used tubing for gas chromatography
- Cleaned according to ASTM B-280 plus a proprietary Supelco cleaning procedure, resulting in tubing that exceeds instrument manufacturers' requirements
- Best choice for most GC and GC-MS plumbing needs

Description	Cat. No.
<b>Premium Grade 304 Stainless Steel Tubing</b>	
50 ft. x 1/4 inch (6.35 mm) O.D. x 0.209 inch (5.3 mm) I.D.	20527
50 ft. x 1/8 inch (3.18 mm) O.D. x 0.085 inch (2.1 mm) I.D.	20526-U
100 ft. x 1/16 inch (1.59 mm) O.D. x 0.030 inch (0.762 mm) I.D.	20553
<b>Cleaned Copper Tubing</b>	
50 ft. x 1/4 inch (6.35 mm) O.D. x 0.190 inch (4.83 mm) I.D.	20489
50 ft. x 1/8 inch (3.18 mm) O.D. x 0.065 inch (1.65 mm) I.D.	20488

## Tubing Cutters



Proper gas line connections are important for maximum chromatographic performance. Leaks, caused by a poor fit between tubing and the mating seat, can cause serious damage to GC columns. Therefore, it is critical for tubing to have crisp, clean ends.

- TC-20 is voltage selectable (110/220 V) and CE compliant
- TC-20 cuts 1/16, 1/8 or 1/4 inch copper or stainless steel
- Heavy duty cuts 1/8 or 1/4 inch copper or stainless steel
- Tubing bender – easily bends copper and stainless tubing up to 180° without kinking
- Tubing reamer – opens and rounds tubing after cutting

Description	Cat. No.
TC-20 Tubing Cutter (110/220 V)	58539-U
Heavy Duty Tubing Cutter	20425-U
1/8 inch O.D. Tubing Bender	20422-U
1/4 inch O.D. Tubing Bender	20424-U
Tubing Reamer	20389

## Swagelok® Tubing Fittings



A leak free system is the first requirement in a systematic approach to supplying quality gas to a chromatography system. Swagelok fittings combine superior design principles with close manufacturing tolerance and rigid quality to provide such a leak free connection. Some of the most popular items are listed. For a complete listing, refer to our catalog and/or our website.

Description	Cat. No.
Swagelok Fittings Kit	22668-U
Nuts plus front and back ferrules, brass, 1/8 inch, 10 ea.	22014
Nuts plus front and back ferrules, stainless steel, 1/8 inch, 5 ea.	22040-U
Tee, brass, 1/8 inch	22020-U
Tee, stainless steel, 1/8 inch	22046
On/off throttling valve, brass, 1/8 inch	22138-U
On/off throttling valve, stainless steel, 1/8 inch	22139-U
Toggle valve, brass, 1/8 inch	22699
Toggle valve, stainless steel, 1/8 inch	22698

## Valves and Gauges

### Diaphragm Shutoff Valve

- Multiple metal diaphragms provides a permanent seal
- Diaphragm prevents diffusion of air and moisture into gas flow
- Brass body
- Kel-F seat



Description	Qty.	Cat. No.
1/4 in. male NPT, 1/4 in. female NPT	1 ea.	<a href="#">23896</a>
1/4 in. male NPT	1 ea.	<a href="#">23897</a>

### Pressure Gauge

- Steel and copper alloy construction
- 2 inch diameter gauge
- Brass tee



Description	Qty.	Cat. No.
0-30 psi, in-line tee: 1/8 in.	1 ea.	<a href="#">20469</a>
0-60 psi, in-line tee: 1/8 in.	1 ea.	<a href="#">20470</a>
0-100 psi, in-line tee: 1/8 in.	1 ea.	<a href="#">22423</a>
0-30 psi, in-line tee: 1/8 in. male NPT	1 ea.	<a href="#">20393</a>
0-60 psi, in-line tee: 1/8 in. male NPT	1 ea.	<a href="#">20394</a>

### Pressure Gauge Kit

- 0-100 psi
- 1/8 inch tee
- Includes 1/2 meter of copper tubing



Description	Qty.	Cat. No.
Pressure gauge kit	1 ea.	<a href="#">20392</a>

### Related Information

For more information on plumbing gas lines to a GC, whether a single system or a complete facility, request T196898 AYW (Gas Management Systems for GC), or contact Technical Service at 800-325-5832 or [techserv@sial.com](mailto:techserv@sial.com)

## Leak Detectors

Using liquids to detect gas leaks in a gas chromatography system can lead to unforeseen problems. Small amounts of liquid can seep into fittings, or through the septum, and damage the column. Electronic leak detectors are a much better alternative than liquid detectors, and can easily and quickly pinpoint gas leaks that are too small to detect with a soap solution. Liquid leak detectors are still available, and can be found in our catalog and on our website.

### GOW-MAC® Gas Leak Detectors



- Easy to operate
- Allow leaks to be found quickly without risk of contaminating the system
- Provides maximum usable sensitivity with high signal to noise ratio amplification
- Operates on the same principle as a thermal conductivity detector
- Will respond to any gas mixture that has a thermal conductivity value different from that of air
- Include internal, rechargeable batteries and charger

Description	Cat. No.
Model 21-070, miniature, 115 V	<a href="#">22807</a>
Model 21-072, miniature, 230 V	<a href="#">22808</a>
Carrying case for 22807 or 22808	<a href="#">22809</a>

# Pressure Regulators

For all chromatographic applications, it is recommended to use a regulator that does not allow contaminants to enter the gas stream. Our HP, HP+ and UHP regulators meet this stringent demand. We only offer regulators with bar stock bodies. Compared to forged body regulators, ours have:

- Smoother internal surfaces resulting in more efficient gas flows (no eddy swirling), and that contaminants will not cling to
- Much smaller internal volumes (about 20X less) that take less time to purge
- Each of our cylinder regulators also has two additional features, which help keep contaminants from entering the regulator body
- A check valve in the inlet fitting, activated during cylinder change-out
- A shut-off valve on the outlet side that can be closed when replacing downstream components

## Two-Stage Cylinder Regulators

- Reduces cylinder pressure to a factory-set intermediate pressure, then to a user-set final pressure
- Use when the gas cylinder is located within 25 feet of the instrumentation



## Single-Stage Cylinder Regulators

- Reduces cylinder pressure to a user-set intermediate pressure
- Use when the gas cylinder is located more than 25 feet from the instrumentation
- Requires an in-line regulator to be installed within 25 feet of the instrumentation



## In-line Regulators

- Reduces an intermediate pressure to a user-set final pressure
- Install within 25 feet of the instrumentation



### Cylinder Pressure Regulator Features

Feature	HP	HP+	UHP
Check valve in inlet	●	●	●
Bar stock nickel-plated brass body	●	●	●
Stainless steel diaphragm with captive Teflon® seal	●	●	
Stainless steel diaphragm with metal-to-metal seal			●
Nickel-plated zinc bonnets	●	●	
Machined brass bonnets (panel-mount capable)			●
2 1/2 inch diameter gauges	●	●	●
Needle shut-off valve	●		
Diaphragm shut-off valve		●	●
1/8 inch male stainless steel Swagelok® outlet fitting	●	●	●

## Pressure Regulators

Description	Grade	Maximum Inlet Pressure (psi / bar)	Maximum Delivery Pressure (psi / bar)	Cat. No.
<b>CGA 580 Cylinders (for helium, nitrogen and argon)</b>				
Two-stage	HP	3000 / 204	0-100 / 0-6.9	<a href="#">29557-U</a>
Single-stage	HP	3000 / 204	0-100 / 0-6.9	<a href="#">29556-U</a>
Two-stage	HP+	3000 / 204	0-100 / 0-6.9	<a href="#">29574-U</a>
Two-stage	HP+	3000 / 204	0-150 / 0-10.3	<a href="#">29575-U</a>
Single-stage	HP+	3000 / 204	0-100 / 0-6.9	<a href="#">29573-U</a>
Two-stage	UHP	3000 / 204	0-100 / 0-6.9	<a href="#">29585-U</a>
Single-stage	UHP	3000 / 204	0-100 / 0-6.9	<a href="#">29584-U</a>
<b>DIN 6 Cylinders (for helium, nitrogen and argon)</b>				
Two-stage	HP	3000 / 204	0-100 / 0-6.9	<a href="#">29559-U</a>
Single-stage	HP	3000 / 204	0-100 / 0-6.9	<a href="#">29558-U</a>
Two-stage	HP+	3000 / 204	0-100 / 0-6.9	<a href="#">29577-U</a>
Two-stage	HP+	3000 / 204	0-150 / 0-10.3	<a href="#">29578-U</a>
Single-stage	HP+	3000 / 204	0-100 / 0-6.9	<a href="#">29576-U</a>
Two-stage	UHP	3000 / 204	0-100 / 0-6.9	<a href="#">29588-U</a>
Single-stage	UHP	3000 / 204	0-100 / 0-6.9	<a href="#">29587-U</a>



Description	Grade	Maximum Inlet Pressure (psi / bar)	Maximum Delivery Pressure (psi / bar)	Cat. No.
<b>CGA 350 Cylinders (for hydrogen, methane and argon/methane)</b>				
Two-stage	HP	3000 / 204	0–100 / 0–6.9	<a href="#">29561-U</a>
Single-stage	HP	3000 / 204	0–100 / 0–6.9	<a href="#">29560-U</a>
Two-stage	HP+	3000 / 204	0–100 / 0–6.9	<a href="#">29581-U</a>
Single-stage	HP+	3000 / 204	0–100 / 0–6.9	<a href="#">29579-U</a>
Two-stage	UHP	3000 / 204	0–100 / 0–6.9	<a href="#">29591-U</a>
Single-stage	UHP	3000 / 204	0–100 / 0–6.9	<a href="#">29589-U</a>
<b>DIN 1 Cylinders (for hydrogen, methane and argon/methane)</b>				
Two-stage	HP	3000 / 204	0–100 / 0–6.9	<a href="#">29563-U</a>
Single-stage	HP	3000 / 204	0–100 / 0–6.9	<a href="#">29562-U</a>
Two-stage	HP+	3000 / 204	0–100 / 0–6.9	<a href="#">29583-U</a>
Single-stage	HP+	3000 / 204	0–100 / 0–6.9	<a href="#">29582-U</a>
Two-stage	UHP	3000 / 204	0–100 / 0–6.9	<a href="#">29593-U</a>
Single-stage	UHP	3000 / 204	0–100 / 0–6.9	<a href="#">29592-U</a>
<b>CGA 320 Cylinders (for carbon dioxide)</b>				
Two-stage	HP	3000 / 204	0–100 / 0–6.9	<a href="#">29567-U</a>
Single-stage	HP	3000 / 204	0–100 / 0–6.9	<a href="#">29564-U</a>
<b>CGA 590 Cylinders (for compressed air)</b>				
Two-stage	HP	3000 / 204	0–100 / 0–6.9	<a href="#">29569-U</a>
Single-stage	HP	3000 / 204	0–100 / 0–6.9	<a href="#">29568-U</a>
<b>DIN 13 Cylinders (for compressed air)</b>				
Two-stage	HP	3000 / 204	0–100 / 0–6.9	<a href="#">29572-U</a>
Single-stage	HP	3000 / 204	0–100 / 0–6.9	<a href="#">29571-U</a>
<b>In-line</b>				
Single-stage	HP	400 / 27	0–100 / 0–6.9	<a href="#">23882</a>
Single-stage	UHP	400 / 27	0–100 / 0–6.9	<a href="#">23884</a>

## Related Information

Interested in learning more? Here is a short list of technical and application pieces designed to assist you in meeting your analyses needs, available for download. Visit [sigma-aldrich.com/gc](http://sigma-aldrich.com/gc), or contact Technical Service at 800-325-5832 or [techserv@sial.com](mailto:techserv@sial.com).

Literature No.	Type	Description
T401027	Product Information Sheet	Capillary Injector Products for Agilent Technologies GCs
T407082	Product Information Sheet	Molded Thermogreen® LB-2 Septa
T196899	Bulletin	Capillary GC Inlet Liner Selection Guide
T408101	Product Information Sheet	FocusLiner™ Inlet Liners
W404081	Poster	Selecting The Appropriate Inlet Liner
T100741	Bulletin	Ferrules and Fittings for Packed and Capillary GC
T308184	Application Note	Hydrogen: Superior Carrier Gas to Helium
T197918	Bulletin	Selecting Purifiers for Gas Chromatography
T196898	Bulletin	Gas Management Systems for GC
T407110	Brochure	Gas Generators
T112853	Bulletin	Capillary GC Troubleshooting Guide

Maximize Performance!

# Gas Generators

Laboratory gas generators are a great alternative to gas cylinders. In addition to being a much more sensible source of gas from a cost standpoint, generators are safer, cosmetically better, take up less space and do not require the labor needed to transport bulky cylinders into the lab. Supelco offers gas generators from Parker domnick hunter. Models for hydrogen, zero air and nitrogen are listed below. Other gas generators can be found in our catalog and on our website.

## Parker® PEM and ChromGas® Hydrogen Generators



- Easy to use, an electrical outlet and deionized water are all that are required to generate hydrogen for weeks of continuous operation
- Minimal maintenance required
- Uses a solid polymer electrolyte, rather than a liquid electrolyte, eliminating the need for toxic liquids
- Built-in sensing circuit shuts the generator down if a leak is detected
- Can be used with any instrumentation requiring fuel grade hydrogen
- Connections: 1/8" compression fitting
- Delivery purity: 99.9995% (99.99997% for Model 9800)

## Parker ChromGas Zero Air Generators



- Easy to use, an electrical outlet and a compressed air source are all that are required to produce ultra-high purity zero air
- Minimal maintenance required
- Recommended for use with flame ionization detectors to stabilize baselines and improve detection
- Inlet air pressure: 2–125 psi
- Connections: 1/8" compression fitting
- Delivery purity: <0.1 ppm total hydrocarbons (as methane)

## domnick hunter® NITROX™ Hydrocarbon-free Nitrogen Generators



- Employs pressure swing adsorption technology to produce a continuous supply of hydrocarbon-free nitrogen
- Integral oil-free air compressor eliminates need for a separate air compressor
- Filtered compressed air goes across a bed of carbon molecular sieve, which selectively removes hydrocarbons, moisture, oxygen and carbon dioxide
- Heated catalyst reduces any residual hydrocarbons
- Connections: 1/4" NPT fitting
- Delivery purity: <10 ppm oxygen
- Delivery purity: <0.1 ppm total hydrocarbons (as methane)

Description	Max. Output	Cat. No.
<b>Parker PEM and ChromGas Hydrogen Generators</b>		
H2PEM-100, 110–230 V	100 mL/min.; 90 psi	<a href="#">27773-U</a>
H2PEM-165, 110–230 V	165 mL/min.; 90 psi	<a href="#">27620-U</a>
H2PEM-260, 110–230 V	260 mL/min.; 90 psi	<a href="#">22751</a>
H2PEM-510, 110–230 V	510 mL/min.; 90 psi	<a href="#">22801</a>
Model 9800, 110 V	1200 mL/min.; 100 psi	<a href="#">22835</a>
<b>Parker ChromGas Zero Air Generators</b>		
Model 1000, 110 V	1000 mL/min.; 125 psi	<a href="#">22824</a>
Model 3500, 110 V	3500 mL/min.; 125 psi	<a href="#">27625-U</a>
Model 1001, 230 V	1000 mL/min.; 125 psi	<a href="#">22830-U</a>
Model 3501, 230 V	3500 mL/min.; 125 psi	<a href="#">27626-U</a>
<b>domnick hunter Hydrocarbon-free Nitrogen Generators</b>		
Model 1001, 110 V	1000 mL/min.; 73 psi / 5 bar	<a href="#">27765-U</a>
Model 1001, 230 V	1000 mL/min.; 73 psi / 5 bar	<a href="#">28366-U</a>

# Explore the solutions within.

Discover complete application solutions  
for unique separation challenges.



*Solutions within* means digging deep to find the right solution, and never sacrificing on quality. Whether in-stock or highly customized, proprietary or ordinary, our products reflect consistent, leading-edge Supelco performance and technical expertise.



To learn more, visit  
[sigma-aldrich.com/analytical](https://sigma-aldrich.com/analytical)

## Sigma-Aldrich® Worldwide Offices

### Argentina

Free Tel: 0810 888 7446  
Tel: (+54) 11 4556 1472  
Fax: (+54) 11 4552 1698

### Australia

Free Tel: 1800 800 097  
Free Fax: 1800 800 096  
Tel: (+61) 2 9841 0555  
Fax: (+61) 2 9841 0500

### Austria

Tel: (+43) 1 605 81 10  
Fax: (+43) 1 605 81 20

### Belgium

Tel: (+32) 3 899 13 01  
Fax: (+32) 3 899 13 11

### Brazil

Free Tel: 0800 701 7425  
Tel: (+55) 11 3732 3100  
Fax: (+55) 11 5522 9895

### Canada

Free Tel: 1800 565 1400  
Free Fax: 1800 265 3858  
Tel: (+1) 905 829 9500  
Fax: (+1) 905 829 9292

### Chile

Tel: (+56) 2 495 7395  
Fax: (+56) 2 495 7396

### People's Republic of China

Free Tel: 800 819 3336  
Tel: (+86) 21 6141 5566  
Fax: (+86) 21 6141 5567

### Czech Republic

Tel: (+420) 246 003 200  
Fax: (+420) 246 003 291

### Denmark

Tel: (+45) 43 56 59 00  
Fax: (+45) 43 56 59 05

### Finland

Tel: (+358) 9 350 9250  
Fax: (+358) 9 350 92555

### France

Free Tel: 0800 211 408  
Free Fax: 0800 031 052  
Tel: (+33) 474 82 28 88  
Fax: (+33) 474 95 68 08

### Germany

Free Tel: 0800 51 55 000  
Free Fax: 0800 64 90 000  
Tel: (+49) 89 6513 0  
Fax: (+49) 89 6513 1169

### Hungary

Tel: (+36) 1 235 9055  
Fax: (+36) 1 235 9068

### India

#### Telephone

Bangalore: (+91) 80 6621 9400  
New Delhi: (+91) 11 4358 8000  
Mumbai: (+91) 22 4087 2364  
Pune: (+91) 20 4146 4700  
Hyderabad: (+91) 40 3067 7450  
Kolkata: (+91) 33 4013 8000

#### Fax

Bangalore: (+91) 80 6621 9550  
New Delhi: (+91) 11 4358 8001  
Mumbai: (+91) 22 2579 7589  
Pune: (+91) 20 4146 4777  
Hyderabad: (+91) 40 3067 7451  
Kolkata: (+91) 33 4013 8016

### Ireland

Free Tel: 1800 200 888  
Free Fax: 1800 600 222  
Tel: +353 (0) 402 20370  
Fax: +353 (0) 402 20375

### Israel

Free Tel: 1 800 70 2222  
Tel: (+972) 8 948 4222  
Fax: (+972) 8 948 4200

### Italy

Free Tel: 800 827 018  
Tel: (+39) 02 3341 7310  
Fax: (+39) 02 3801 0737

### Japan

Tel: (+81) 3 5796 7300  
Fax: (+81) 3 5796 7315

### Korea

Free Tel: (+82) 80 023 7111  
Free Fax: (+82) 80 023 8111  
Tel: (+82) 31 329 9000  
Fax: (+82) 31 329 9090

### Luxembourg

Tel: (+32) 3 899 1301  
Fax: (+32) 3 899 1311

### Malaysia

Tel: (+60) 3 5635 3321  
Fax: (+60) 3 5635 4116

### Mexico

Free Tel: 01 800 007 5300  
Free Fax: 01 800 712 9920  
Tel: (+52) 722 276 1600  
Fax: (+52) 722 276 1601

### The Netherlands

Tel: (+31) 78 620 5411  
Fax: (+31) 78 620 5421

### New Zealand

Free Tel: 0800 936 666  
Free Fax: 0800 937 777  
Tel: (+61) 2 9841 0555  
Fax: (+61) 2 9841 0500

### Norway

Tel: (+47) 23 17 60 00  
Fax: (+47) 23 17 60 10

### Poland

Tel: (+48) 61 829 01 00  
Fax: (+48) 61 829 01 20

### Portugal

Free Tel: 800 202 180  
Free Fax: 800 202 178  
Tel: (+351) 21 924 2555  
Fax: (+351) 21 924 2610

### Russia

Tel: (+7) 495 621 5828  
Fax: (+7) 495 621 6037

### Singapore

Tel: (+65) 6779 1200  
Fax: (+65) 6779 1822

### Slovakia

Tel: (+421) 255 571 562  
Fax: (+421) 255 571 564

### South Africa

Free Tel: 0800 1100 75  
Free Fax: 0800 1100 79  
Tel: (+27) 11 979 1188  
Fax: (+27) 11 979 1119

### Spain

Free Tel: 900 101 376  
Free Fax: 900 102 028  
Tel: (+34) 91 661 99 77  
Fax: (+34) 91 661 96 42

### Sweden

Tel: (+46) 8 742 4200  
Fax: (+46) 8 742 4243

### Switzerland

Free Tel: 0800 80 00 80  
Free Fax: 0800 80 00 81  
Tel: (+41) 81 755 2511  
Fax: (+41) 81 756 5449

### Thailand

Tel: (+66) 2 126 8141  
Fax: (+66) 2 126 8080

### United Kingdom

Free Tel: 0800 717 181  
Free Fax: 0800 378 785  
Tel: (+44) 01747 833 000  
Fax: (+44) 01747 833 574

### United States

Toll-Free: 800 325 3010  
Toll-Free Fax: 800 325 5052  
Tel: (+1) 314 771 5765  
Fax: (+1) 314 771 5757

### Vietnam

Tel: (+84) 8 3516 2810  
Fax: (+84) 8 6258 4238

### Internet

[sigma-aldrich.com](http://sigma-aldrich.com)

*Enabling Science to  
Improve the Quality of Life*

**Order/Customer Service:** [sigma-aldrich.com/order](http://sigma-aldrich.com/order)  
**Technical Service:** [sigma-aldrich.com/techservice](http://sigma-aldrich.com/techservice)  
**Development/Custom Manufacturing Inquiries** **SAFC®** [safcglobal@sial.com](mailto:safcglobal@sial.com)  
**Safety-related Information:** [sigma-aldrich.com/safetycenter](http://sigma-aldrich.com/safetycenter)

**World Headquarters**  
3050 Spruce St.  
St. Louis, MO 63103  
(314) 771-5765  
[sigma-aldrich.com](http://sigma-aldrich.com)

©2013 Sigma-Aldrich Co. LLC. All rights reserved. SAFC, SIGMA-ALDRICH and SUPELCO are trademarks of Sigma-Aldrich Co. LLC, registered in the US and other countries. CapSeal Bullet, OMI, ReagentPlus, Supelcarb, Supelpure, Supeltext and Thermogreen are registered trademarks of Sigma-Aldrich Co. LLC. PESTANAL is a registered trademark of Sigma-Aldrich Laborchemikalien GmbH. ENVISOLV, GlasSeal, Solutions within and Therm-O-Ring are trademarks of Sigma-Aldrich Co. LLC. Agilent is a registered trademark of Agilent Technologies, Inc. Clarus and PerkinElmer are registered trademarks of PerkinElmer Inc. Chromgas, domnick hunter and Parker are registered trademarks of Parker Hannifin. GOW-MAC is a registered trademark of GOW-MAC Instrument Co. Hamilton is a registered trademark of Hamilton Co. Norgren is a registered trademark of Norgren, Inc. Shimadzu is a trademark of Shimadzu Corporation. Swagelok is a registered trademark of Swagelok Company. Teflon and Viton are registered trademarks of E. I. du Pont de Nemours and Company. Thermo is a registered trademark of Labline Instruments, Inc. Varian is a registered trademark of Varian Medical Systems, Inc. AutoSystem is a trademark of PerkinElmer Inc. FocusLiner is a trademark of SGE Analytical Science Pty Ltd. MicroSeal is a trademark of Merlin Instrument Co. NITROX is a trademark of domnick hunter group PLC. Super Clean is a trademark of Scientific Glass Technology B.V. TRACE is a trademark of Thermo Fisher Scientific or its subsidiaries. Vespel is a trademark of E. I. du Pont de Nemours and Company. Supelco brand products are sold by affiliated Sigma-Aldrich distributors. Purchaser must determine the suitability of the product(s) for their particular use. Additional terms and conditions may apply. Please see product information on the Sigma-Aldrich website at [www.sigmaaldrich.com](http://www.sigmaaldrich.com) and/or on the reverse side of the invoice or packing slip.

JWE  
11867 / T407103C  
1103